

Basler Accessories



Technical Specification

POWER SUPPLY 24 V, PLUG 12P

Order Number

2200000166

Document Number: DG001874

Version: 01 Language: 000 (English)

Release Date: 16 August 2017

Contacting Basler Support Worldwide

Europe, Middle East, Africa

Basler AG
An der Strusbek 60–62
22926 Ahrensburg
Germany

Tel. +49 4102 463 515

Fax +49 4102 463 599

support.europe@baslerweb.com

The Americas

Basler, Inc.
855 Springdale Drive, Suite 203
Exton, PA 19341
USA

Tel. +1 610 280 0171

Fax +1 610 280 7608

support.usa@baslerweb.com

Asia-Pacific

Basler Asia Pte. Ltd.
35 Marsiling Industrial Estate Road 3
#05–06
Singapore 739257

Tel. +65 6367 1355

Fax +65 6367 1255

support.asia@baslerweb.com

www.baslerweb.com

**All material in this publication is subject to change without notice and is copyright
Basler AG.**

Order Number	Description	Applicable Cameras
2200000166	Power supply 24 VDC with 12-pin plug	Basler ToF Camera

Table 1: Power Supply Type

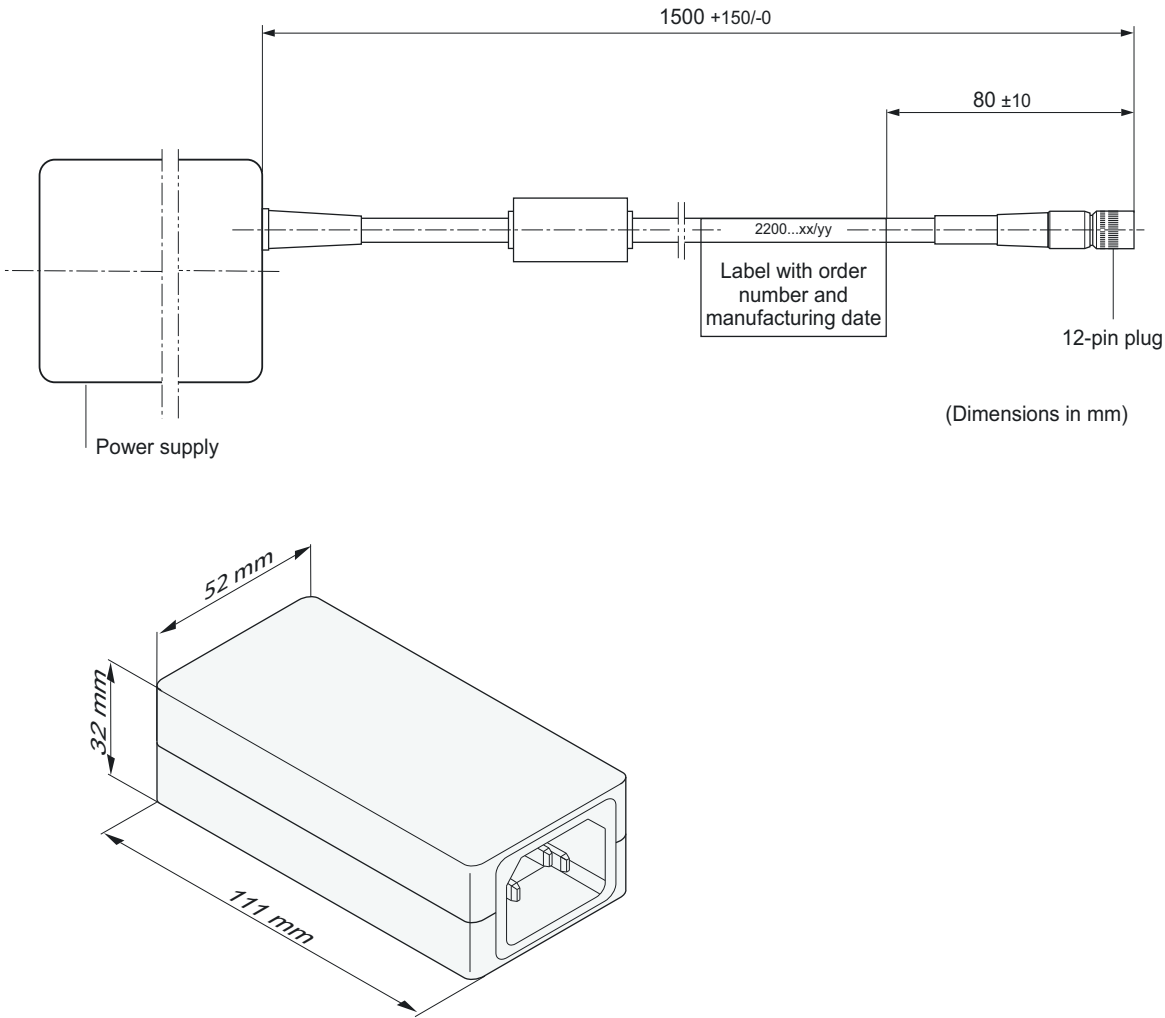


Fig. 1: Power Supply Overview

Physical Specifications

DC Output Connector	12-pin plug
AC Input Connector	IEC 60320 C14
Housing Dimensions	111.0 mm x 52.0 mm x 32.3 mm \pm 1.0 mm
Housing Material	94V-0 Polycarbonate
Cable Diameter	5.5 mm max.
Minimum Bending Radius (Cable)	40 mm, fixed installation
Minimum Number of Bending Cycles (Cable)	None (for fixed installation only)
Suitable for Drag Chain Applications	No
Suitable for Robotics Applications	No

Table 2: Physical Specifications

Electrical Specifications

AC Input	Voltage Range	100–240 VAC
	Current	1.0 A max.
	Frequency Range	50–60 Hz
DC Output	Voltage	24 VDC \pm 5 %
	Current	1.67 A max.
Isolation Input/Output		4242 VDC
Earth Leakage Current		<3.5 mA @ 240 VAC
Safety		PELV (Protective Extra-Low Voltage) LPS (Limited Power Source)
Overvoltage at Output		Protected
Short Circuit at Output		Protected (Auto Recovery)

Table 3: Electrical Specifications

Grounding Information

When using this power supply in your application environment, note that there is a direct connection between the camera housing and the Protected Earth (PE) pin of the power supply. See Fig. 2 for details.

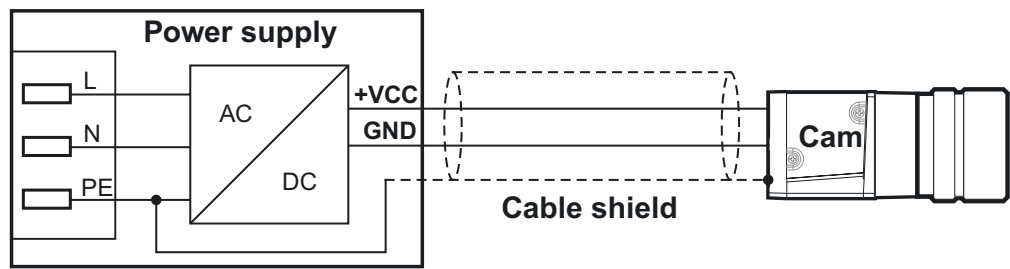


Fig. 2: Grounding Overview

Environmental Specifications

Operating Temperature Range	0–40 °C
Humidity	10–90 %, relative, non-condensing

Table 4: Environmental Specifications

General Specifications

MTBF	200,000 hrs @ 25 °C ambient temperature
Energy Efficiency	CEC & DOE Level VI ErP Tier 2-compliant

Table 5: General Specifications

Plug Specifications


Durability	>100 mating cycles
Protection Rating	IP40
Plug Insulation Material	Polyamide/PBT

Table 6: Plug Specifications

General Information

CE Conformity	Yes (includes RoHS 2)
UL Conformity	Yes
FCC Conformity	Yes
PSE Conformity	Yes
Warranty	1 year

Table 7: General Information

	The power supply is intended for use with the camera specified in Table 1 only.
---	---

An additional power cable is required for using the power supply. Suitable power cables and power cable extensions are available from Basler AG.

Read the camera user's manual including the safety warnings before connecting the camera to the power supply. The user's manual also contains further information about pin assignments, power requirements, as well as comprehensive information about installing and using the camera.

You can download the user's manual and related documents for your camera free of charge from the Basler website: www.baslerweb.com

Revision History

Doc. ID Number	Date	Changes
DG00187401000	16 Aug 2017	Initial release of this document.

Mouser Electronics

Authorized Distributor

Click to View Pricing, Inventory, Delivery & Lifecycle Information:

Basler:

[220000016](#) [2200000166](#)