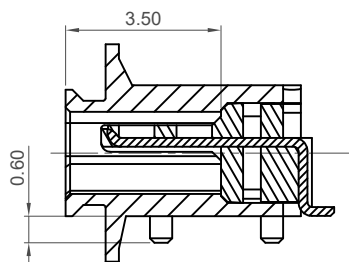
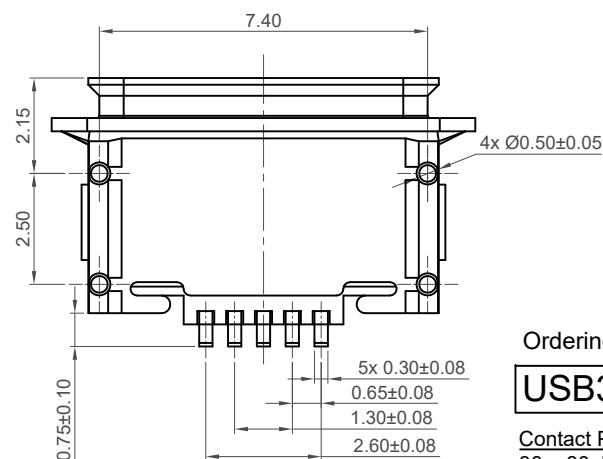
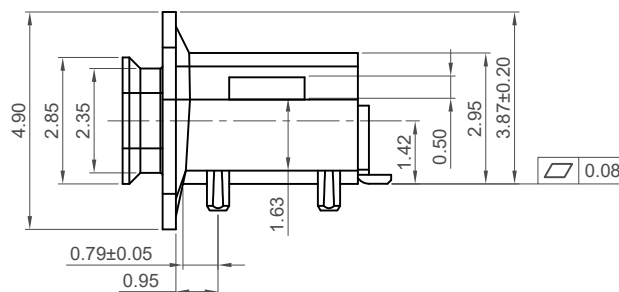
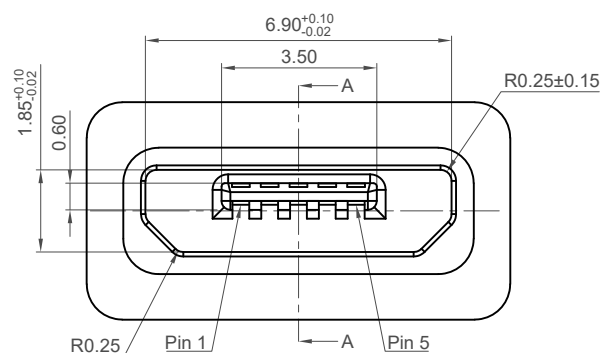


Recommended PCB Layout

As viewed from component side Tolerance: $\pm 0.03\text{mm}$

Recommended PCB Thickness: 0.60mm

■ Solder Area □ Component Outline



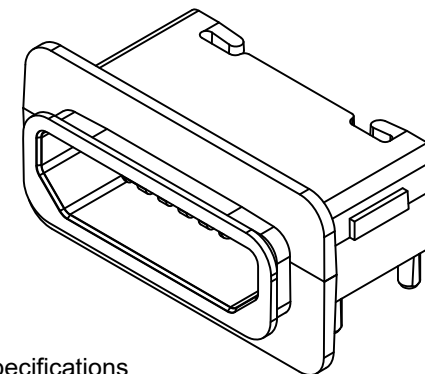
Section A-A

Ordering Grid

USB3505 — 30 — A Request Samples and Quotation

Contact Plating
30 = 30μ" Gold

Packing Options
A = Tape & Reel
(1,000 per reel)



Specifications

Material

Insulator: High Temp. Plastic UL 94V-0, Black

Contact: Copper Alloy

Shell (including pegs): Stainless Steel

Plating

Contact

Contact Area: 30μ" Gold

Solder Tails: 75μ"-150μ" Matte Tin

Under Plating: 50μ" Min Nickel

Shell: 50μ"-80μ" Nickel over all

Electrical

Current Rating: Signal (Pins 2,3,4): 1.0A

Power (Pins 1,5): 1.8A

Voltage Rating: 30V AC

Contact Resistance: 30mΩ max.

Dielectric Withstanding Voltage: 100V AC

Insulation Resistance 1000MΩ min

Mechanical & Environmental

Operating Temperature: -30°C to +85°C

Mating Force: 35N max.

Unmated Force: 8N min.

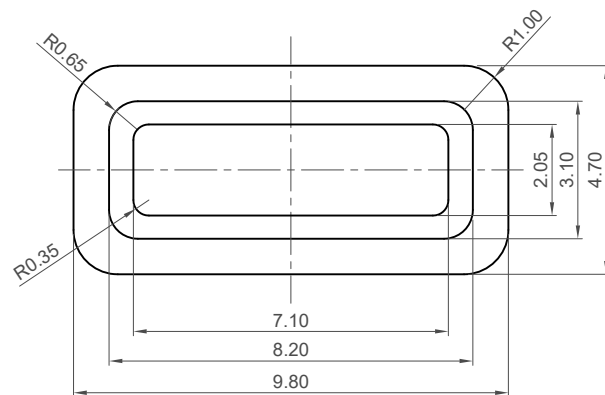
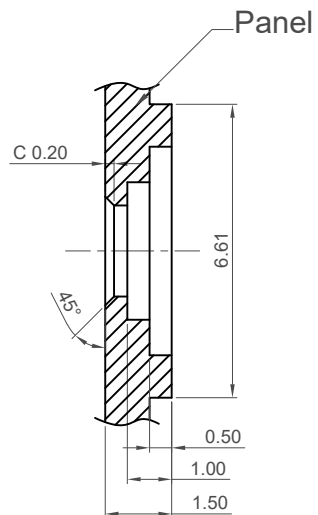
Durability: 10,000 cycles

Ingress Protection Rating: IP67

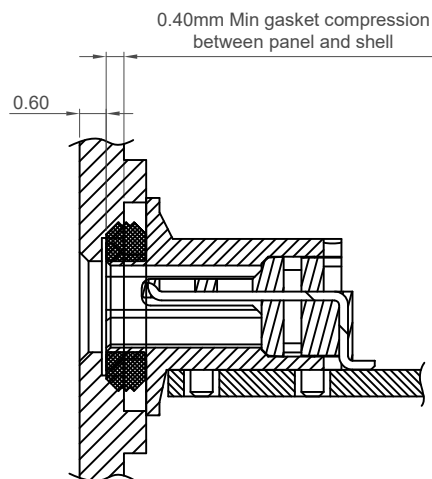
Part Number USB3505		Product Description Micro USB Type B Receptacle, Top-Mount, IP67	
Drawing Date 6th September 2019			
By CC		Tolerances (Except as Noted)	Units: Metric (mm)
Detail USB3505 C PCN		Length X. ± 0.50 X.X ± 0.30 X.XX ± 0.20 X.XXX ± 0.10	Angle ± 1°
Revision C			3rd Angle Projection
Date 13/04/23			
		<div> </div>	
		This drawing is confidential and copyright of Global Connector Technology, Ltd (GCT). This drawing must not be copied or disclosed without written consent. E & OE	
		Not to Scale	Drawn By CC
			Sheet No. 1/4

GCT
www.gct.co

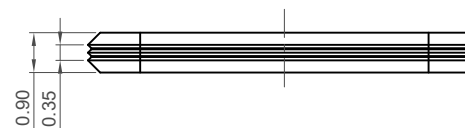
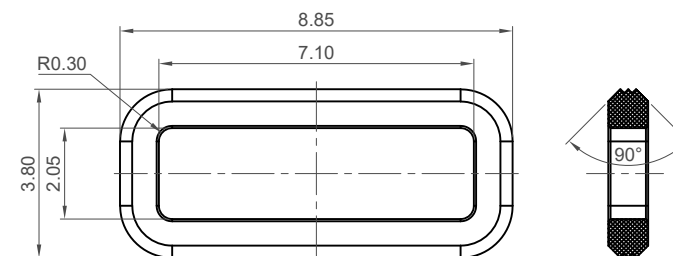
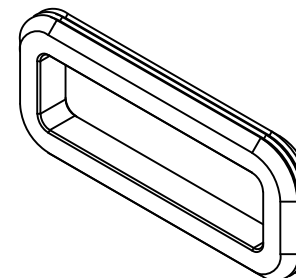
H
G
F
E
D
C
B
A







Recommended Panel Spec
Tolerance: ±0.05mm



(Suggest compression 40-50% of gasket thickness)



Recommended Waterproof Gasket Spec
Gasket Part No.: USBTJ-02
(Gasket must be ordered separately)
(See separate datasheet for specification)

Part Number		Product Description				 www.gct.co	
USB3505		Micro USB Type B Receptacle,Top-Mount,IP67					
Drawing Date							
6th September 2019							
By	CC	Tolerances (Except as Noted)		Units:		 This drawing is confidential and copyright of Global Connector Technology, Ltd (GCT). This drawing must not be copied or disclosed without written consent. E & OE	
Detail	USB3505 C PCN	Length	Angle	Metric (mm)			
Revision	C	X. ± 0.50 X.X ± 0.30 X.XX ± 0.20 X.XXX ± 0.10	± 1°				
Date	13/04/23						

1

2

3

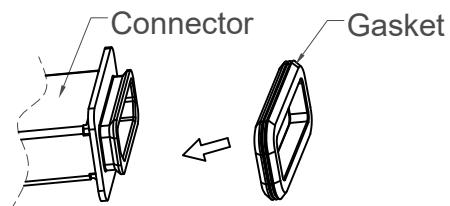
4

5

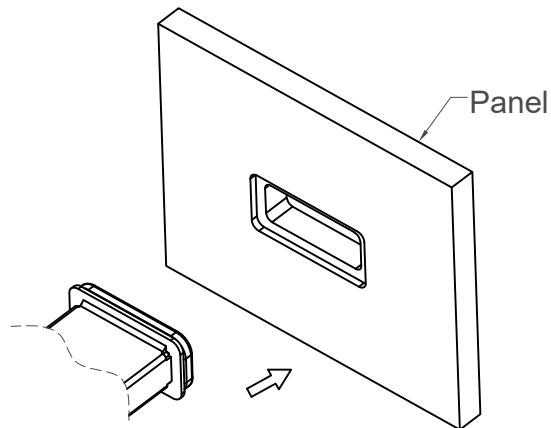
6

7

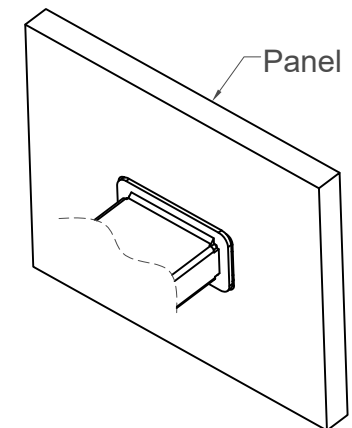
8



Step 1







Step 2

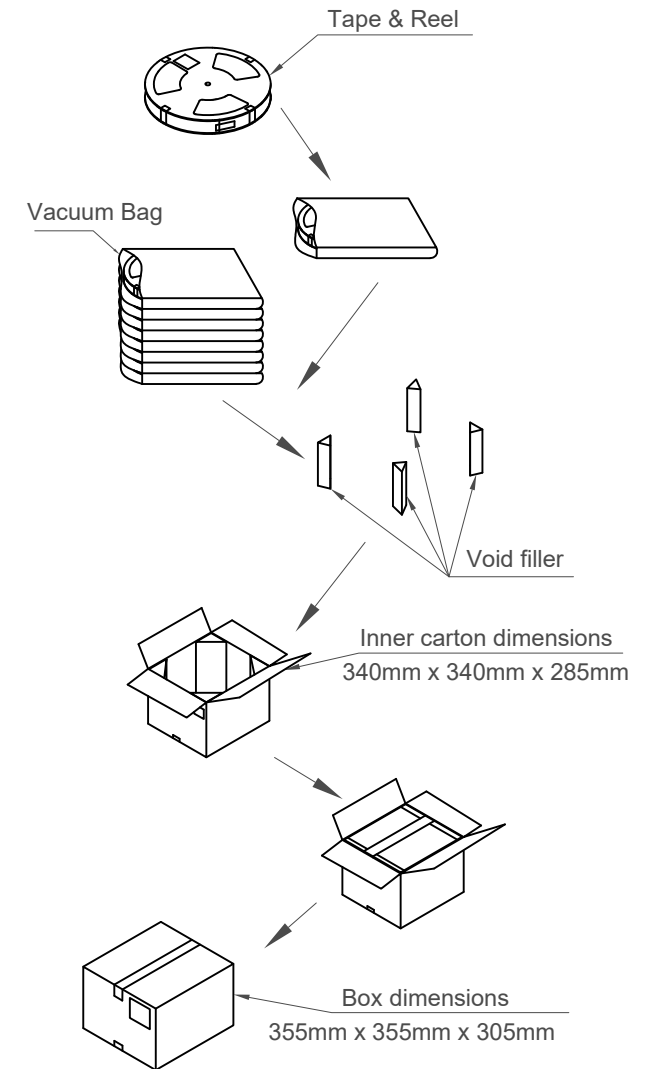
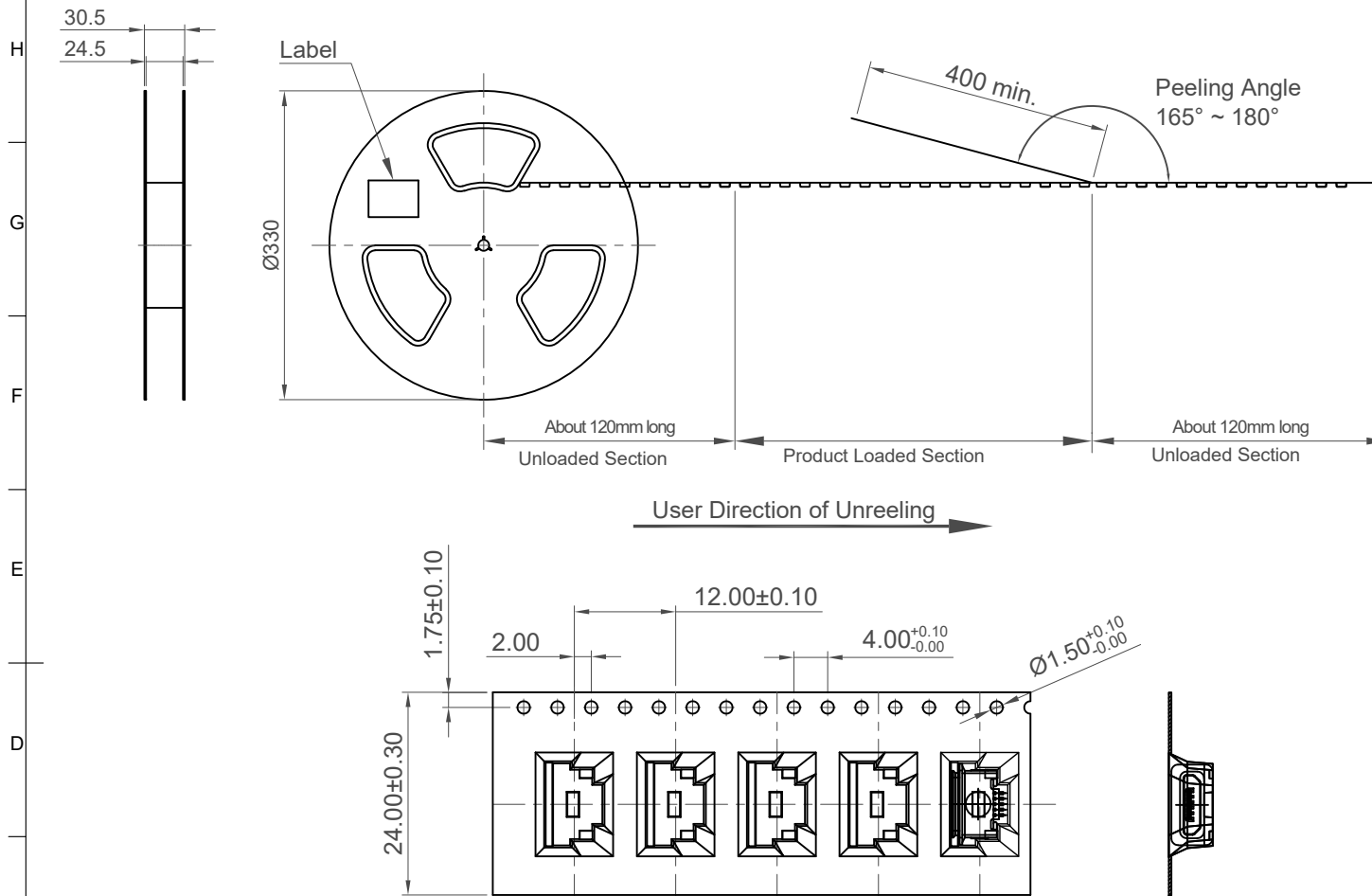


Step 3

Assembly instruction for Gasket set after Reflow
Available for Micro USB Waterproof Series

Part Number		Product Description				
USB3505		Micro USB Type B Receptacle,Top-Mount,IP67				
Drawing Date						
6th September 2019						
By	CC	Tolerances (Except as Noted) Length Angle	Units: Metric (mm)		 This drawing is confidential and copyright of Global Connector Technology, Ltd (GCT). This drawing must not be copied or disclosed without written consent. E & OE	
Detail	USB3505 C PCN					
Revision	C	 3rd Angle Projection				
Date	13/04/23					
						 www.gct.co
				Not to Scale	Drawn By CC	Sheet No. 3/4

GCT
www.gct.co



Pcs / Reel	Reels / Carton	Total Quantity
1000	9	9000

Notes:

Peeling off force of top tape: 0.1-1.3N (Peeling direction as shown)

Materials:

Carrier Tape: Polystyrene (PS)

Top Tape: PE

Reel Tape: Polystyrene (PS)

Bag: PE

Part Number USB3505		Product Description Micro USB Type B Receptacle, Top-Mount, IP67	
Drawing Date 6th September 2019			
By CC		Tolerances (Except as Noted) Length	Angle
Detail USB3505 C PCN		Units: Metric (mm)	
Revision C			This drawing is confidential and copyright of Global Connector Technology, Ltd (GCT). This drawing must not be copied or disclosed without written consent. E & OE
Date 13/04/23			

GCT
www.gct.co

Not to Scale	Drawn By CC	Sheet No. 4/4
--------------	----------------	------------------

Mouser Electronics

Authorized Distributor

Click to View Pricing, Inventory, Delivery & Lifecycle Information:

[GCT:](#)

[USB3505-30-A-KIT](#)