





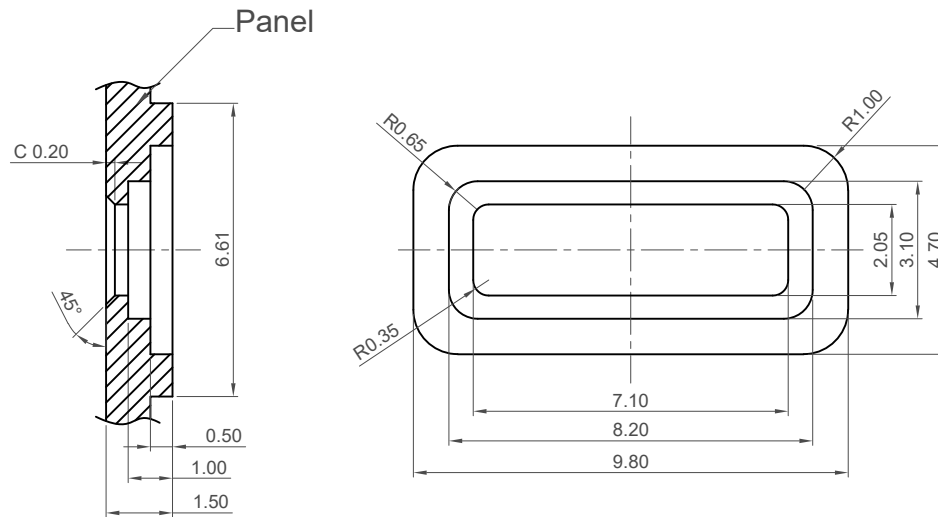
Part Number		Product Description				 www.gct.co
USB3500		Micro USB Type B Receptacle,Mid-Mount,IP67				
Drawing Date						
16th January 2019						
By	CC	Tolerances (Except as Noted)		Units:	  This drawing is confidential and copyright of Global Connector Technology, Ltd (GCT). This drawing must not be copied or disclosed without written consent. E & OE	
Detail	USB3500 B PCN	Length	Angle	Metric (mm)		
Revision	B	± 1°		 3rd Angle Projection		
Date	13/04/23	X, ± 0.50 XX ± 0.30 X,XX ± 0.20 X,XXX ± 0.10				
Not to Scale		Drawn By		Sheet No.		
		CC		1/4		



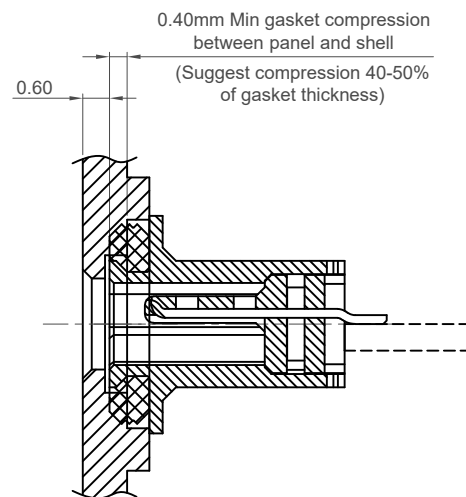
C

This drawing is confidential and copyright of Global Connector Technology, Ltd (GCT). This drawing must not be copied or disclosed without written consent. E & OE

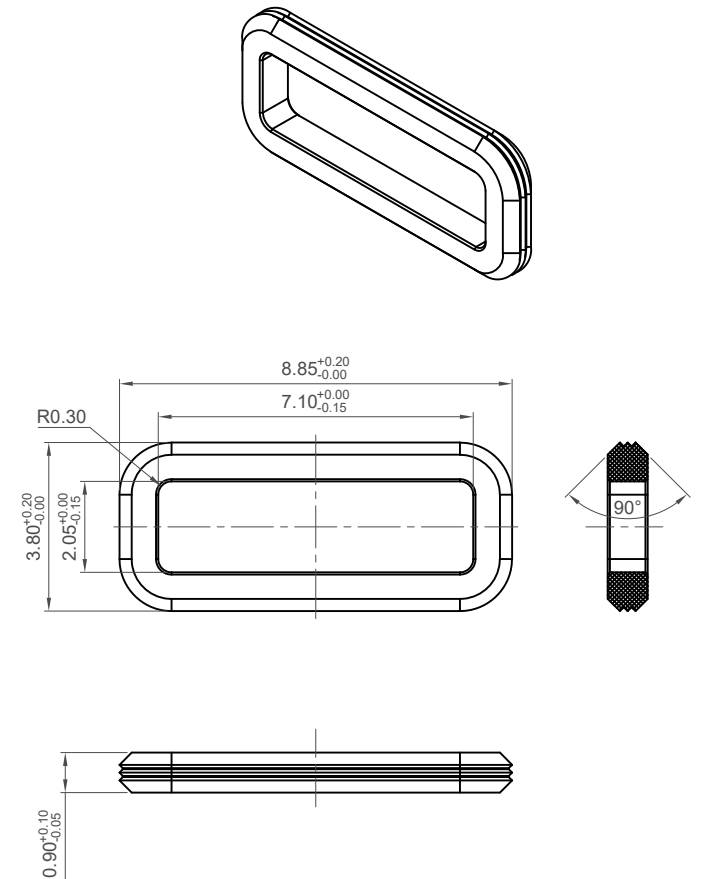
Not to Scale	Drawn By CC	Sheet No. 1/4
-----------------	----------------	------------------



Recommended Panel Spec
Tolerance: $\pm 0.05\text{mm}$



(Suggest compression 40-50% of gasket thickness)



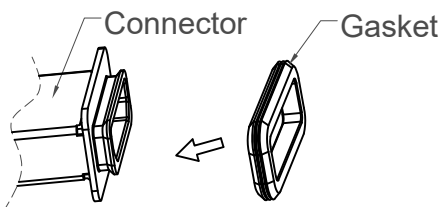
Recommended Waterproof Gasket
Gasket Part No.: USBTJ-02
(Gasket must be ordered separately)
(See separate datasheet for specification)

Part Number USB3500		Product Description Micro USB Type B Receptacle, Mid-Mount, IP67	
Drawing Date 16th January 2019			
By CC		Tolerances (Except as Noted)	Units: Metric (mm)
Detail USB3500 B PCN		Length X. ± 0.50 X.X ± 0.30 X.XX ± 0.20 X.XXX ± 0.10	Angle $\pm 1^\circ$
Revision B			3rd Angle Projection
Date 13/04/23			

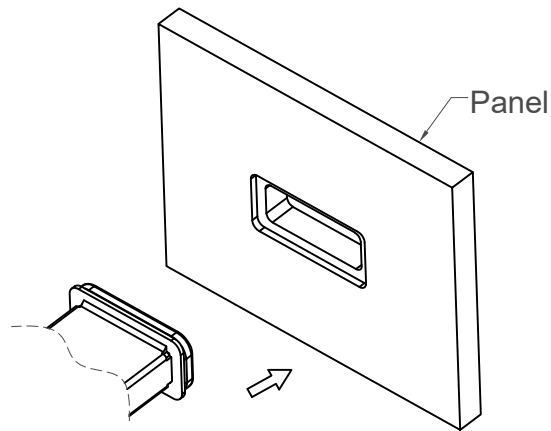
This drawing is confidential and copyright of Global Connector Technology, Ltd (GCT). This drawing must not be copied or disclosed without written consent. E & OE

www.gct.co

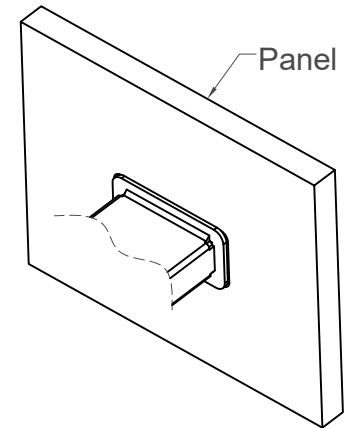
Not to Scale	Drawn By CC	Sheet No. 2/4
--------------	----------------	------------------



Step 1











Step 2



Step 3

Assembly instruction for Gasket set after Reflow
Available for Micro USB Waterproof Series

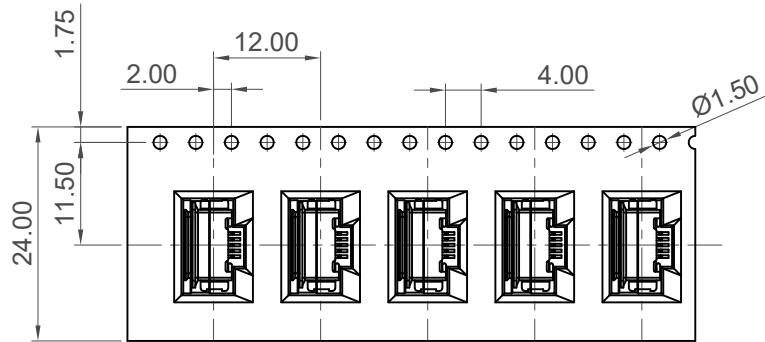
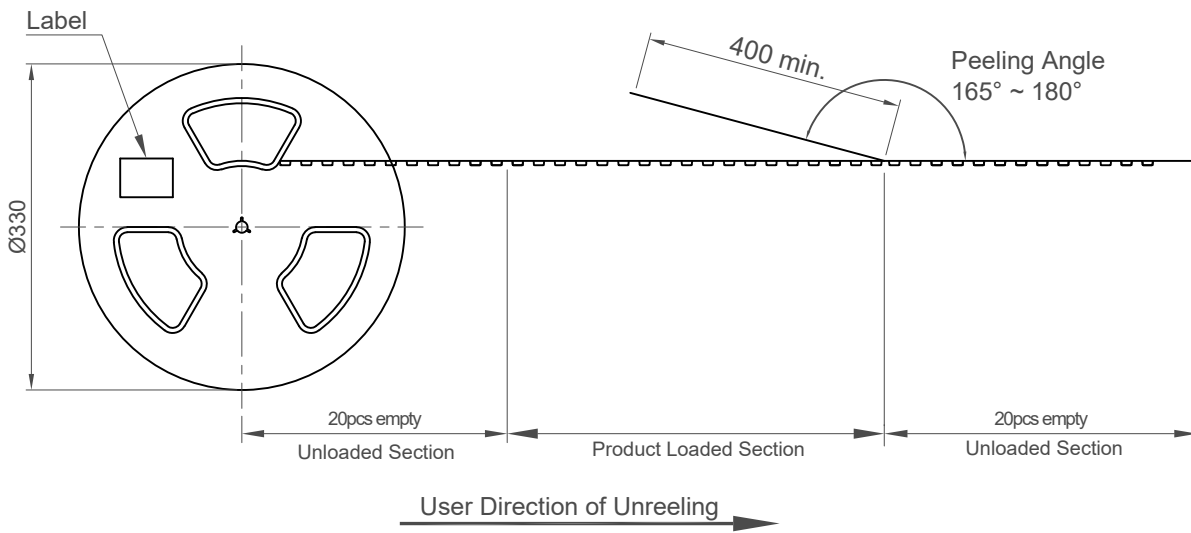
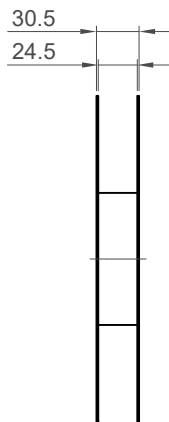
Part Number		Product Description	
USB3500		Micro USB Type B Receptacle,Mid-Mount,IP67	
Drawing Date			
16th January 2019			
By	CC	Tolerances (Except as Noted) Length Angle	Units: Metric (mm)
Detail	USB3500 B PCN		
Revision	B	 3rd Angle Projection	<div></div> <div></div> <div>This drawing is confidential and copyright of Global Connector Technology, Ltd (GCT). This drawing must not be copied or disclosed without written consent. E & OE</div>
Date	13/04/23		
		<div></div> <div></div> <div>This drawing is confidential and copyright of Global Connector Technology, Ltd (GCT). This drawing must not be copied or disclosed without written consent. E & OE</div>	
		<div></div> <div></div> <div>This drawing is confidential and copyright of Global Connector Technology, Ltd (GCT). This drawing must not be copied or disclosed without written consent. E & OE</div>	


www.gct.co

Not to Scale	Drawn By CC	Sheet No. 3/4
--------------	----------------	------------------

GCT
www.gct.co

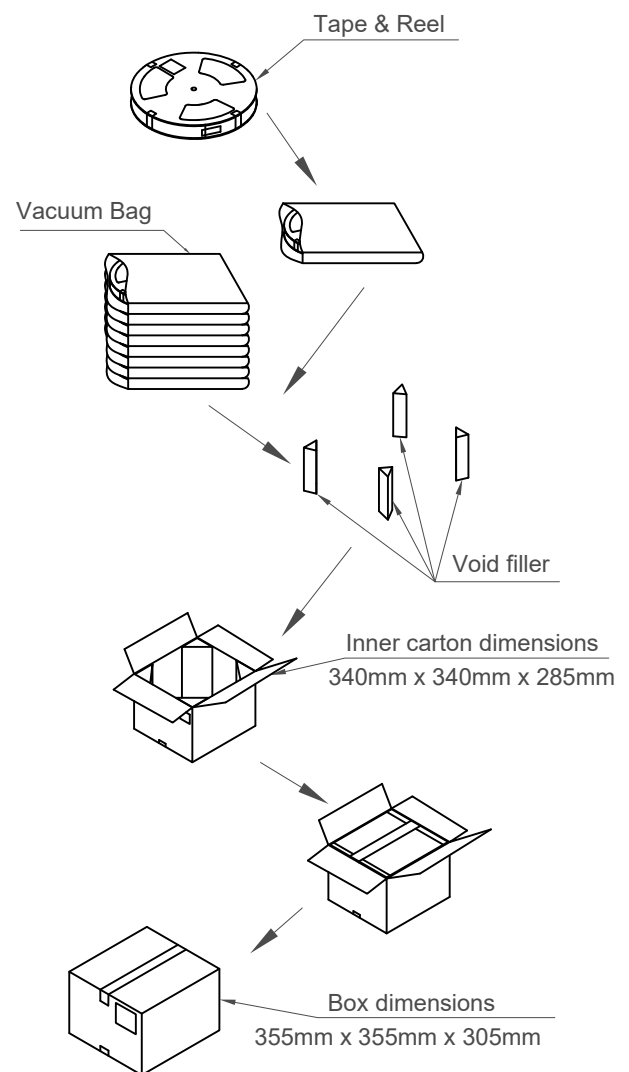
H
G
F
E
D
C
B
A



Pcs / Reel	Reels / Carton	Total Quantity
1000	9	9000

Notes:
Peeling off force of top tape: 0.1-1.3N (Peeling direction as shown)

Materials:
Carrier Tape: Polystyrene (PS)
Top Tape: PE
Reel Tape: Polystyrene (PS)
Bag: PE



Part Number USB3500		Product Description Micro USB Type B Receptacle, Mid-Mount, IP67	
Drawing Date 16th January 2019			
By CC		Tolerances (Except as Noted) Length	Angle
Detail USB3500 B PCN		Units: Metric (mm)	
Revision B		 	 This drawing is confidential and copyright of Global Connector Technology, Ltd (GCT). This drawing must not be copied or disclosed without written consent. E & OE
Date 13/04/23			
		Not to Scale	Drawn By CC
		Sheet No. 4/4	



Mouser Electronics

Authorized Distributor

Click to View Pricing, Inventory, Delivery & Lifecycle Information:

[GCT:](#)

[USB3500-30-A](#)