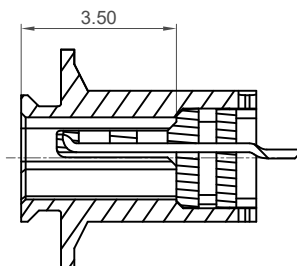
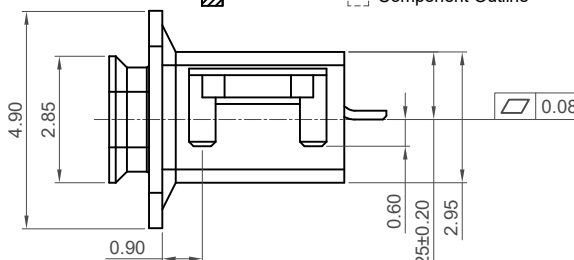


Recommended PCB Layout

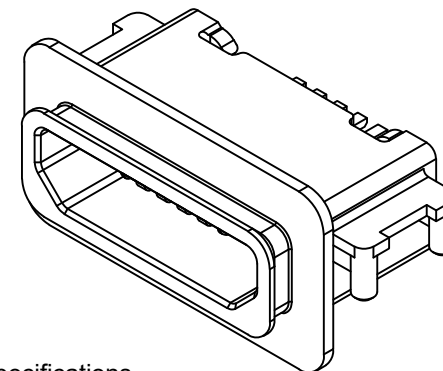
As viewed from component side Tolerance: $\pm 0.03\text{mm}$

Recommended PCB Thickness: 0.60mm

■ Solder Area □ Component Outline



Section A-A



Specifications

Material

Insulator: High Temp. Plastic UL 94V-0, Black

Contact: Copper Alloy

Shell(including pegs): Stainless Steel

Plating

Contact: 30μ" Gold

Shell: 50μ"-80μ" Nickel over all

Electrical

Current Rating: Signal (Pins 2,3,4): 1.0A

Power (Pins 1,5): 1.8A

Voltage Rating: 30V AC

Contact Resistance: 30mΩ max.

Dielectric Withstanding Voltage: 100V AC

Insulation Resistance: 1000MΩ min. 100V DC

Mechanical & Environmental

Operating Temperature: -30°C to +85°C

Mating Force: 35N max.

Unmated Force: 8N to 25N

Durability: 10,000 cycles

Ingress Protection Rating: IP67

Ordering Grid

USB3500 - 30 - A Request Samples and Quotation

Contact Plating

30 = 30μ" Gold

Packing Options

A = Tape & Reel

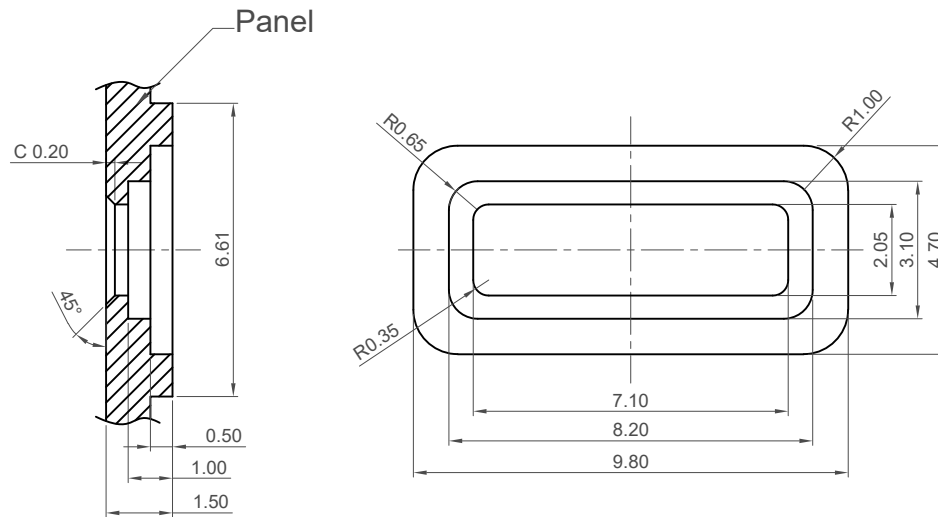
(1,000 per reel)

Part Number USB3500		Product Description Micro USB Type B Receptacle, Mid-Mount, IP67	
Drawing Date 16th January 2019			
By CC		Tolerances (Except as Noted) Length X. ± 0.50 X.X ± 0.30 X.XX ± 0.20 X.XXX ± 0.10	Angle ± 1°
Detail USB3500 B PCN		Units: Metric (mm)	
Revision B			
Date 13/04/23			

GCT
www.gct.co

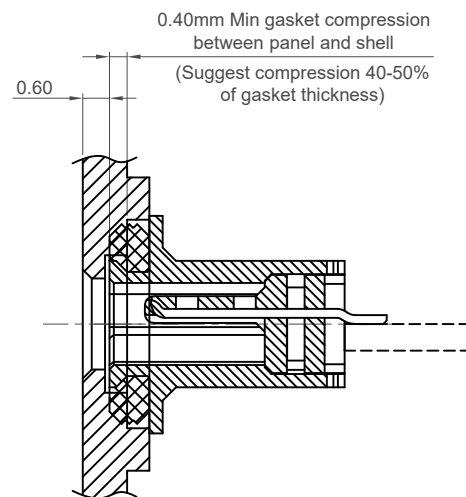
This drawing is confidential and copyright of Global Connector Technology, Ltd (GCT). This drawing must not be copied or disclosed without written consent. E & OE

Not to Scale
Drawn By
CC
Sheet No.
1/4

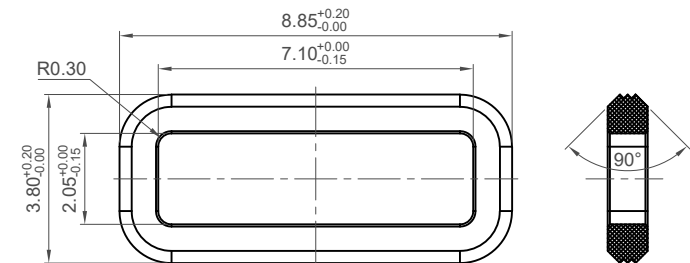
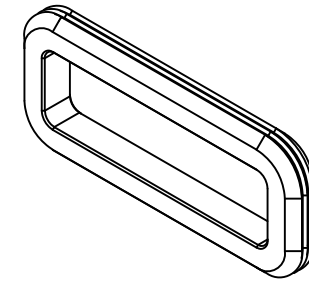


Recommended Panel Spec

Tolerance: $\pm 0.05\text{mm}$



(Suggest compression 40-50% of gasket thickness)



Recommended Waterproof Gasket

Gasket Part No.: USBTJ-02

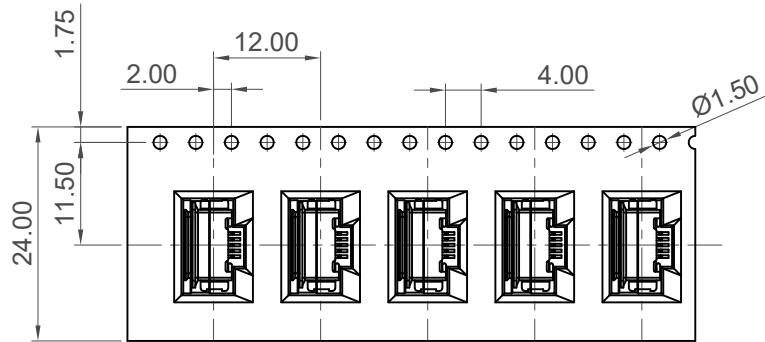
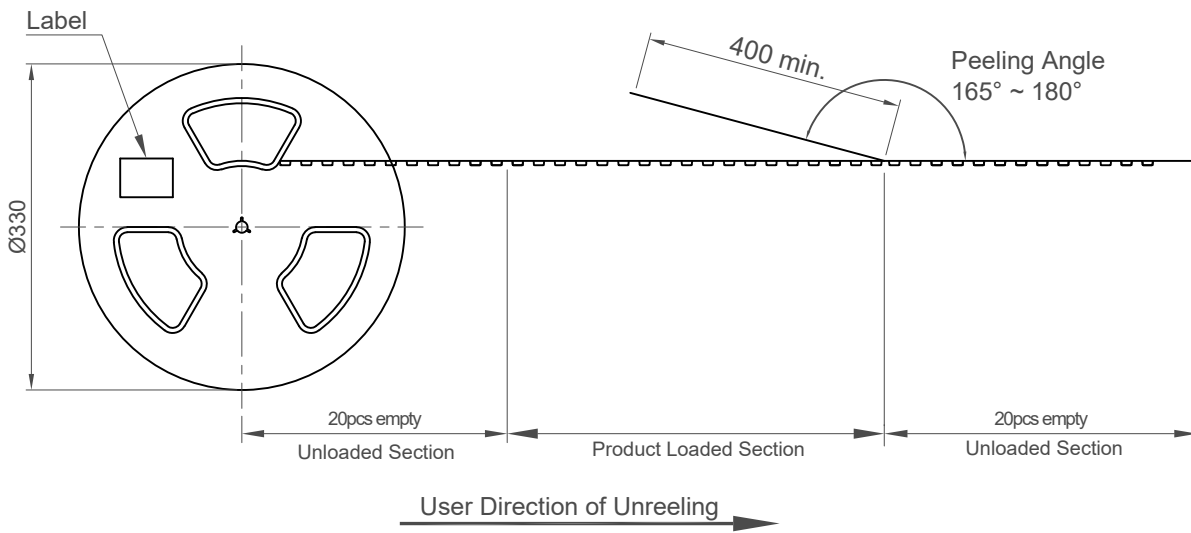
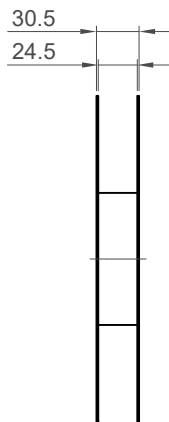
(Gasket must be ordered separately)

(See separate datasheet for specification)

Part Number USB3500		Product Description Micro USB Type B Receptacle, Mid-Mount, IP67	
Drawing Date 16th January 2019			
By CC		Tolerances (Except as Noted)	Units: Metric (mm)
Detail USB3500 B PCN		Length X. ± 0.50 X.X ± 0.30 X.XX ± 0.20 X.XXX ± 0.10	Angle $\pm 1^\circ$
Revision B			
Date 13/04/23			
		3rd Angle Projection	
		RoHS COMPLIANT 2011/65/EU Deca-SDE	© This drawing is confidential and copyright of Global Connector Technology, Ltd (GCT). This drawing must not be copied or disclosed without written consent. E & OE
		Not to Scale	Drawn By CC Sheet No. 2/4

GCT
www.gct.co

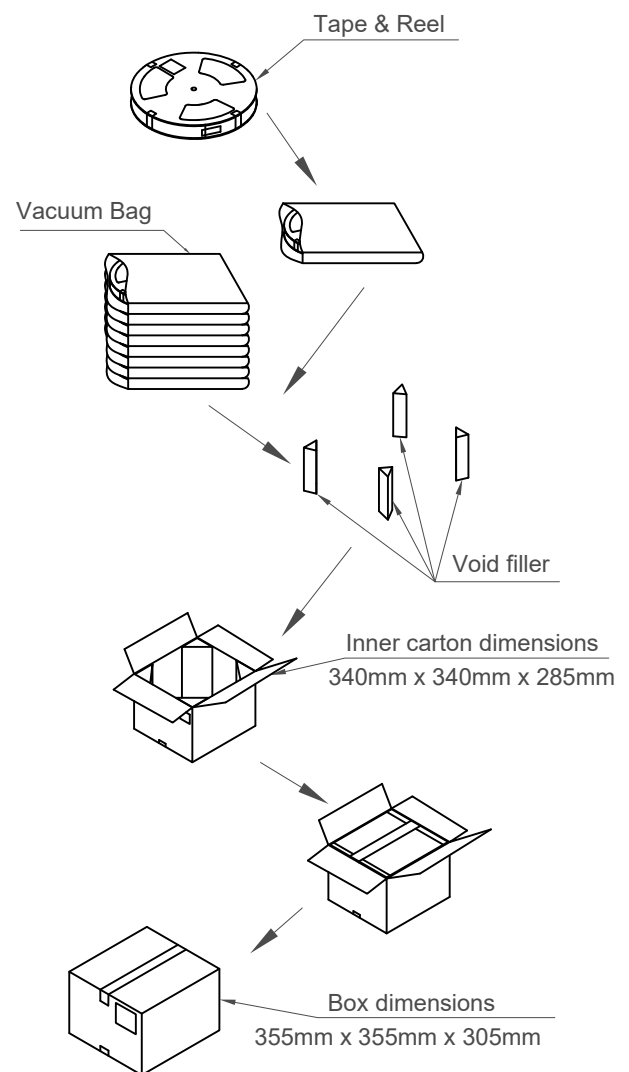
H
G
F
E
D
C
B
A



Pcs / Reel	Reels / Carton	Total Quantity
1000	9	9000

Notes:
Peeling off force of top tape: 0.1-1.3N (Peeling direction as shown)

Materials:
Carrier Tape: Polystyrene (PS)
Top Tape: PE
Reel Tape: Polystyrene (PS)
Bag: PE



Part Number USB3500		Product Description Micro USB Type B Receptacle, Mid-Mount, IP67	
Drawing Date 16th January 2019			
By CC	Detail USB3500 B PCN	Tolerances (Except as Noted) Length	Angle
Revision B	Date 13/04/23	Units: Metric (mm)	3rd Angle Projection
			This drawing is confidential and copyright of Global Connector Technology, Ltd (GCT). This drawing must not be copied or disclosed without written consent. E & OE
		Not to Scale	Drawn By CC Sheet No. 4/4



Mouser Electronics

Authorized Distributor

Click to View Pricing, Inventory, Delivery & Lifecycle Information:

[GCT:](#)

[USB3500-30-A-KIT](#)