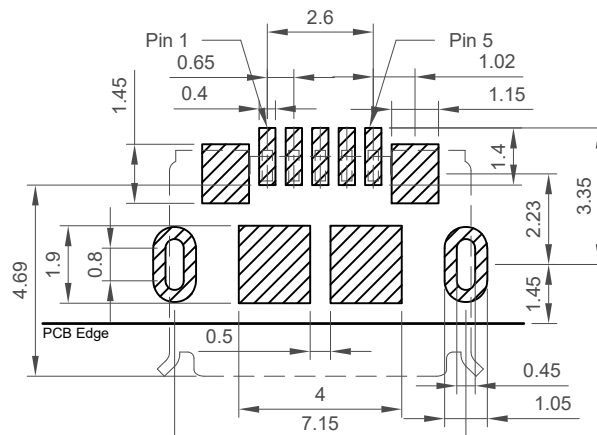
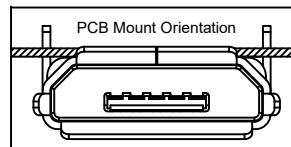


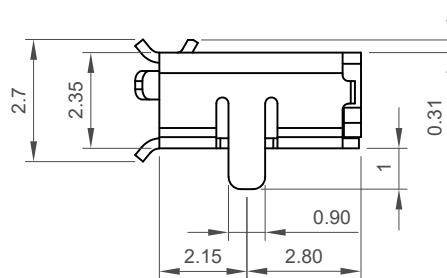


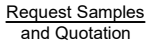
Designed to comply with physical, electrical and environmental requirements of Micro USB Standard (USB2.0).

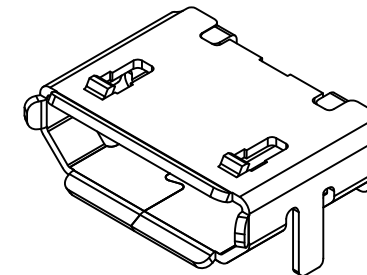


Recommended PCB Layout
As viewed from component side General Tolerance: ± 0.05
 Solder Area  Component Outline



Ordering Grid

USB3075 - **30** - **A** 
 Contact Plating
 30 = 30u" Gold
 Packing Options
 A = Tape & Reel
 (1.5K per Reel)



Specifications

Materials

Plastic Housing: LCP, UL94V-0, Black

Contact Terminal: Copper Alloy

Metallic Shell: Stainless Steel, SUS304, T= 0.25mm

Plating

Underplating: 50μ" Nickel

Contact Area: 30μ" Gold

Solder Tails: Gold Flash

Metallic Shell: Matte Tin

Electrical

Voltage Rating: 30V AC

Current Rating: Signal(Pins 2,3,4):1.0 A.

Power (Pins 1,5):1.8A.

Operating Temperature: -30°C to +85°C

Contact Resistance: 30 mΩ max.

Insulating Resistance: 1000 MΩ min.

Dielectric Withstand Voltage: 500V AC/minute

Mechanical & Environmental

Mating Force: 35N max.

Unmating Force: Initial 10N min.

Final 8N min after durability test.

Durability: 10,000 Cycles

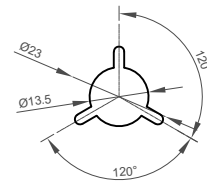
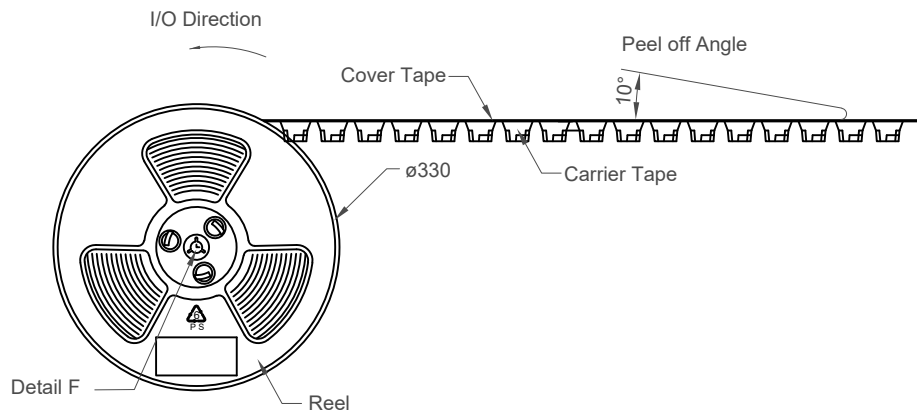
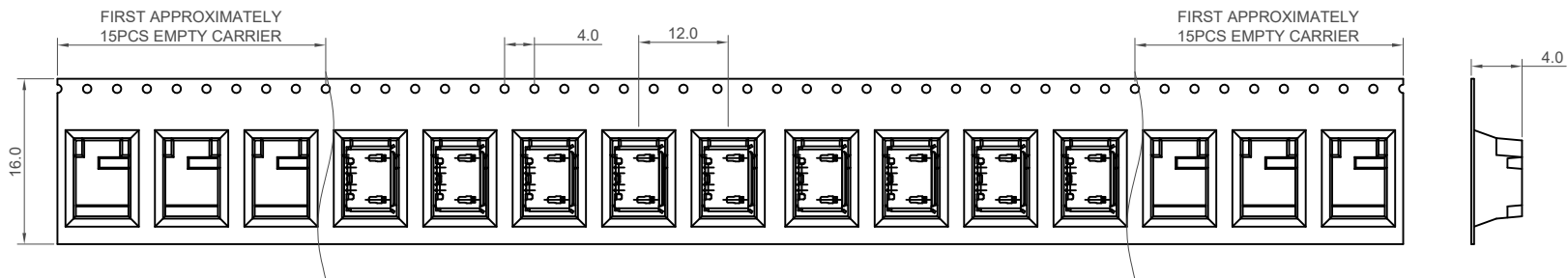
Part Number		Product Description	
USB3075		Micro USB Receptacle, Type B, SMT, Horizontal, Bottom Mount (Standard), without Peg, with Outer Shell Stakes	
Drawing Date		4th February 2011	
By	CC	Tolerances (Except as Noted)	Units:
Detail	USB3075 D PCN	Length	Metric (mm)
Revision	D4	Angle	
Date	17/07/23	X.X ± 0.2 X.XX ± 0.10 X.XXX ± 0.05	X.X" ± 2" X.XX" ± 1" X.XXX" ± 0.5"



This drawing is confidential and copyright of Global Connector Technology, Ltd (GCT). This drawing must not be copied or disclosed without written consent. E & OE

GCT
www.gct.co

Not to Scale
 Drawn By SA
 Sheet No. 1/2

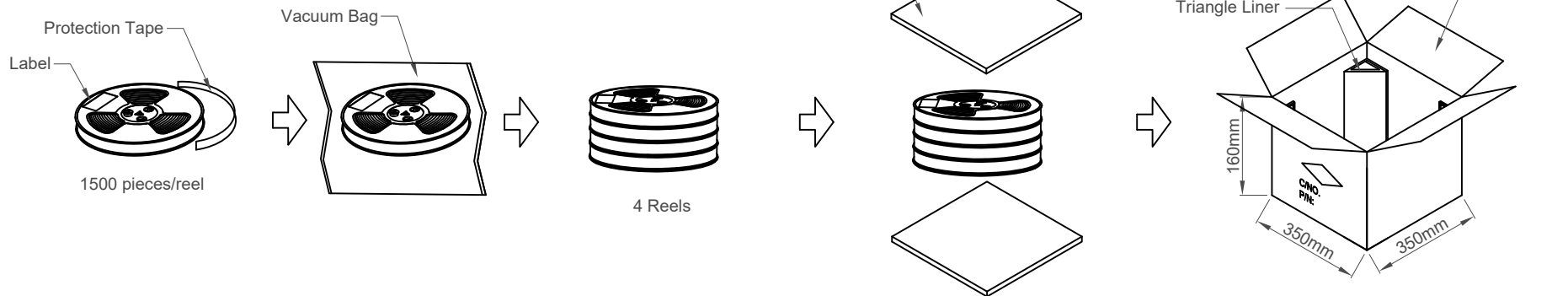


Detail F

Products P/N	PCS/Reel	Reels/Carton	PCS/Carton
USB3075	1500	4	6000

Notes:

1. Peeling off force of top tape: 0.1-1.3N
2. Part Conforms to EIA-481-C Standards
3. All dimensions in millimeters
4. 10 sprocket hole pitch cumulative tolerance ± 0.2 mm



Part Number USB3075		Product Description Micro USB Receptacle, Type B, SMT, Horizontal, Bottom Mount (Standard), without Peg, with Outer Shell Stakes	
Drawing Date 4th February 2011			
By CC		Tolerances (Except as Noted) Length	Angle
Detail USB3075 D PCN		Units: Metric (mm)	
Revision D4		 This drawing is confidential and copyright of Global Connector Technology, Ltd (GCT). This drawing must not be copied or disclosed without written consent. E & OE	 3rd Angle Projection
Date 17/07/23			

GCT
www.gct.co

Not to Scale	Drawn By SA	Sheet No. 2/2
--------------	----------------	------------------

Mouser Electronics

Authorized Distributor

Click to View Pricing, Inventory, Delivery & Lifecycle Information:

[GCT:](#)

[USB3075-30-A](#)