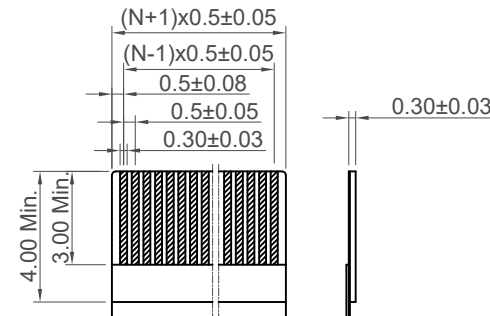


Recommended PCB Layout
as viewed from component side
 Solder Area Component Outline



Recommended FFC/FPC Dimensions
Thickness 0.30±0.03

No. of Contacts	Dimensions		
	A	B	C
41	27.0	20.00	21.10
42	27.5	20.50	21.60
43	28.0	21.00	22.10
44	28.5	21.50	22.60
* 45	29.0	22.00	23.10
46	29.5	22.50	23.60
47	30.0	23.00	24.10
48	30.5	23.50	24.60
49	31.0	24.00	25.10
* 50	31.5	24.50	25.60
51	32.0	25.00	26.10
52	32.5	25.50	26.60
53	33.0	26.00	27.10
* 54	33.5	26.50	27.60

* = Toolled Parts
Please contact GCT for non-tooled parts

Specification:

Material:

Housing Material: LCP, UL 94V-0, Natural
 Actuator: LCP, UL 94V-0, Black
 Contact: Phosphor Bronze, C5191-H
 Fitting Nail: Brass, C2680-H

Plating:

Contact: See Ordering Grid
 Underplating: 50u" min. Nickel
 Fitting Nail: 80u" min. Matte Tin over 50u" min. Nickel

Electrical:

Voltage Rating (Max.): 50V AC/DC
 Current Rating (Max.): 0.4A AC/DC
 Dielectric Strength: 250V AC for 1 minute
 Insulation Resistance: 50 MΩ Min.
 Contact Resistance: 40 mΩ Max.

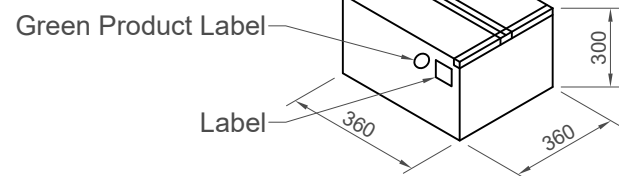
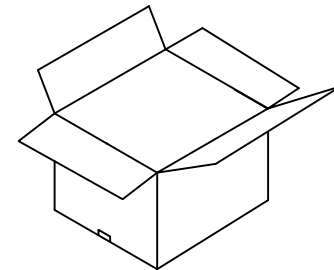
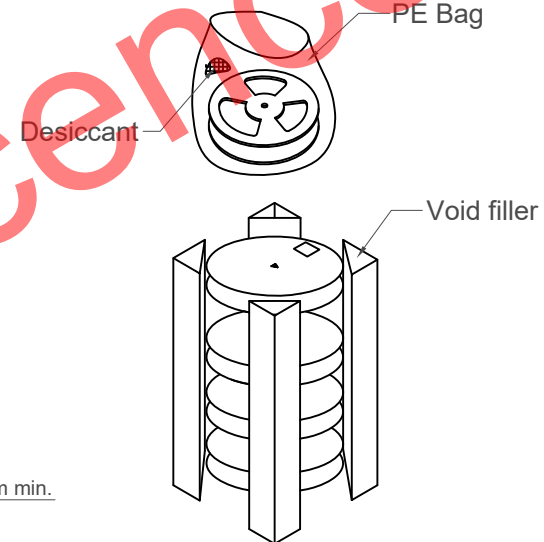
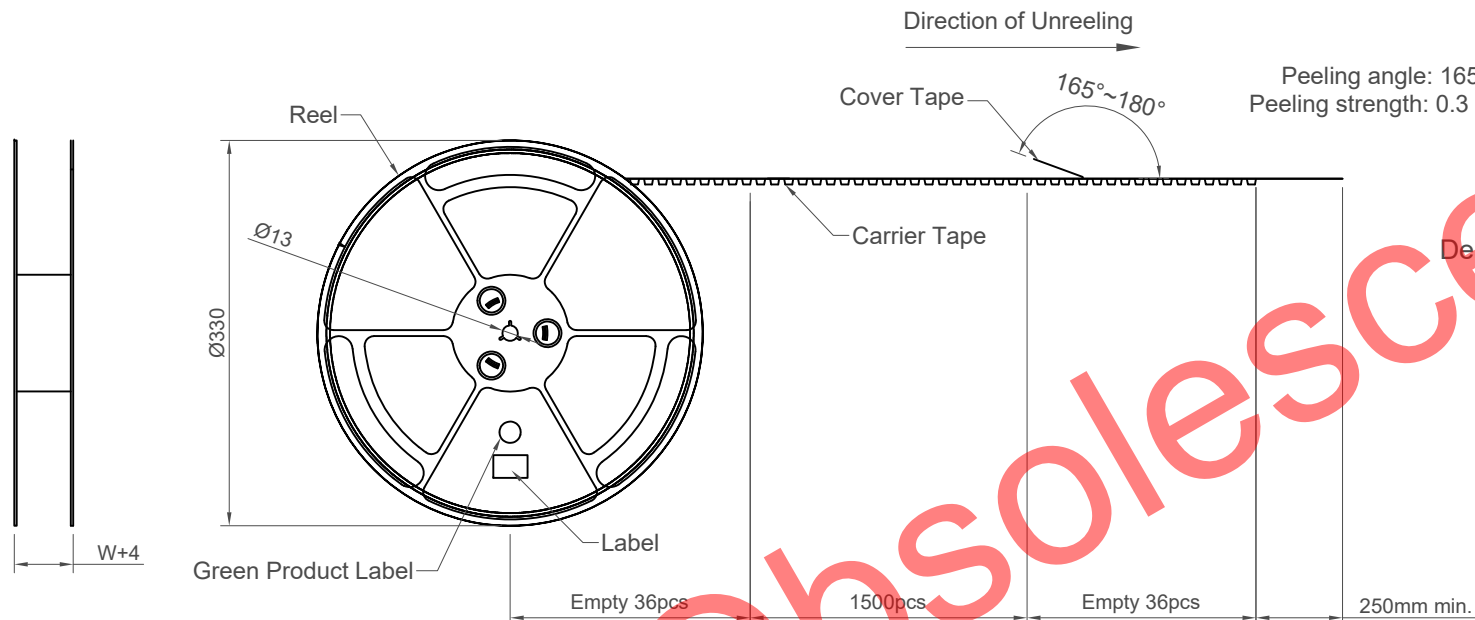
Mechanical & Environmental

Durability: 20 Cycles
 Operating Temperature: -25°C to +85°C

Ordering Grid

FFC2B22 = **XX** = **X**
 No. of Contacts Contact Plating
 41 - 54 **T = 80u" Tin Plating over all (Standard)**
 (see dimension table) G = Gold Flash over all

Part Number FFC2B22		Product Description FFC 0.5mm Pitch Side Entry, Bottom Contact, SMT, Height=2.5mm, Slide Type	
Drawing Date 31st March 2020			
By CC	Detail Drawing Release	Tolerances (Except as Noted) Length X.X ± 0.15 X.XX ± 0.10	Units: Metric (mm)
Revision A3	Date 06/08/21	± 1°	3rd Angle Projection
			This drawing is confidential and copyright of Global Connector Technology, Ltd (GCT). This drawing must not be copied or disclosed without written consent. E & OE
			Not to Scale Drawn By CC Sheet No. 1/2



No. of Contacts	W	S	Pcs/Reel	Reel/Carton	Pcs/Carton
41 ~ 49	44	40.4	2000	6	12000
50 ~ 54	56	52.4	2000	4	8000

Part Number		Product Description	
FFC2B22		FFC 0.5mm Pitch Side Entry, Bottom Contact, SMT, Height=2.5mm, Slide Type	
Drawing Date		31st March 2020	
By	CC	Tolerances (Except as Noted)	Units:
Detail	Drawing Release	Length	Metric (mm)
Revision	A3	Angle	
Date	06/08/21		
		This drawing is confidential and copyright of Global Connector Technology, Ltd (GCT). This drawing must not be copied or disclosed without written consent. E & OE	
		Not to Scale Drawn By CC Sheet No. 2/2	

Mouser Electronics

Authorized Distributor

Click to View Pricing, Inventory, Delivery & Lifecycle Information:

[GCT:](#)

[FFC2B22-50-T](#)