

SPECIFICATIONS :

- I-PEX MHF I PLUG, P/N: 20278-112R-13.
- Ø1.13MM CABLE, COLOR: GRAY
- SMA STRAIGHT BULKHEAD JACK WITH O-RING RATED TO IP67, P/N: RFCT-SMA135-F13.

ENVIRONMENTAL:

A. BULKHEAD MOUNTED CONNECTOR (RFCT-SMA135-F13)

- IP6X - DUST TIGHT - NO PARTICLE INGRESS.
- IPX7 WATERPROOF FOR 30 MINUTES UP TO 1 METER UNDERWATER.

NOTES:

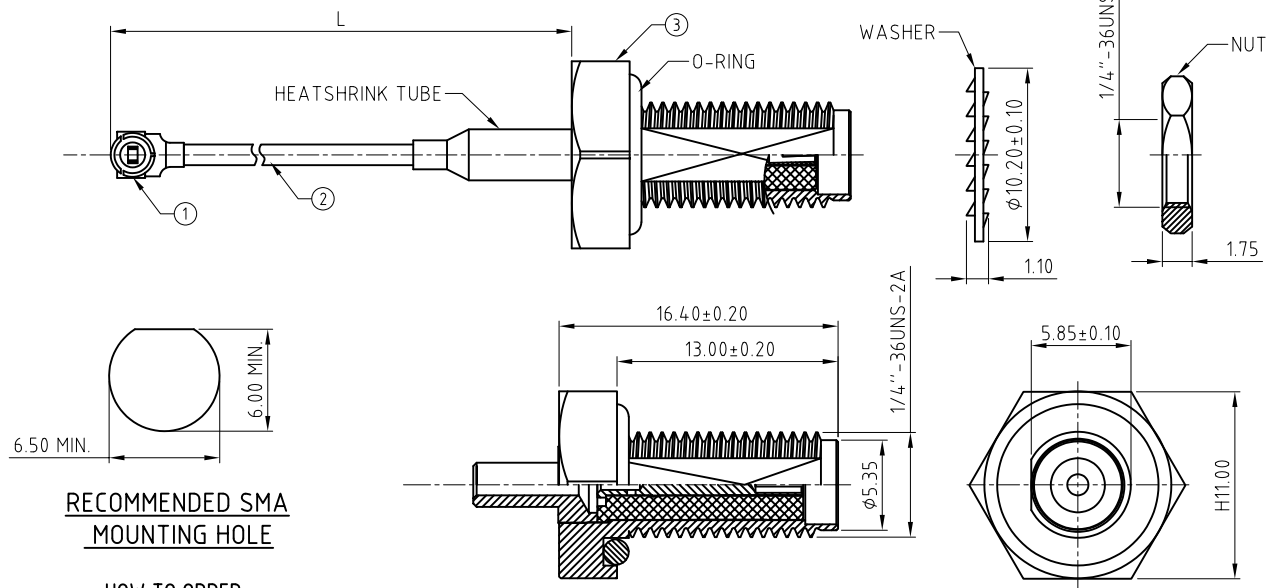
- WORKING FREQUENCY RANGE: DC-6GHz.
- OPERATING TEMPERATURE: -40°C TO +85°C.
- IMPEDANCE: 50 Ohm.

USAGE PRECAUTIONS: CABLES USING 'MICRO' COAX ARE DELICATE:

(i) HANDLE WITH CARE.

(ii) DO NOT TWIST; APPLY EXCESSIVE FORCES OR SHARP BENDS TO THE CABLE. DO NOT FORCEFULLY DEFORM WIRES.

(iii) CONSULT CONNECTOR MANUFACTURER'S DATASHEETS FOR DETAILED NOTES ON HANDLING INSTRUCTIONS.



RECOMMENDED SMA MOUNTING HOLE

SMA JACK DETAIL DRAWING

HOW TO ORDER

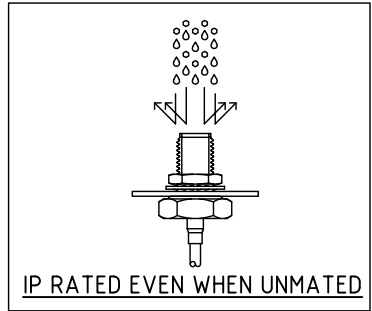
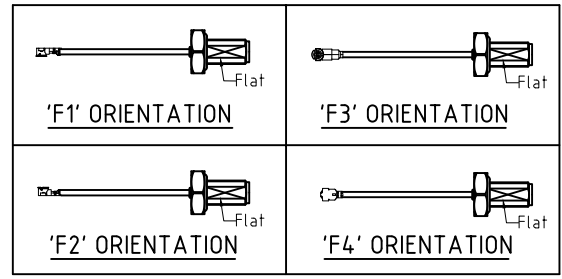
CAB602RF - X X X X - X X - X - 1

"L" LENGTH IN MM  
eg: 100MM = 0100  
(MIN. 0050-MAX.0400  
STANDARD = 0100, 0150, 0200)  
Tolerance: 50-200mm: ±5mm.  
201-400mm: ±7mm.

CABLE SIZE:  
1 = Ø1.13MM CABLE, COLOR: GRAY

WASHER AND NUT OPTIONS:  
BLANK = SEPERATELY PACKED (STANDARD)  
A = ASSEMBLED WITH CONNECTOR

ORIENTATION OPTIONS:  
BLANK = DOES NOT HAVE A FIXED ORIENTATION  
F1 = MHF CONNECTION DOWN (L=50-200MM)  
F2 = MHF CONNECTION UP (L=50-200MM)  
F3 = MHF CONNECTION AND D FLAT SAME ORIENTATION (L=50-200MM)  
F4 = MHF CONNECTION AND D FLAT OPPOSITE ORIENTATION (L=50-200MM)  
(SEE NOTES 1, 2, 3 AND DIAGRAMS FOR MORE INFORMATION)



# Mouser Electronics

Authorized Distributor

Click to View Pricing, Inventory, Delivery & Lifecycle Information:

[GCT:](#)

[CAB602RF-0200-A-1](#)