

Sealed Rocker Switch

Single Pole KC Series



Features

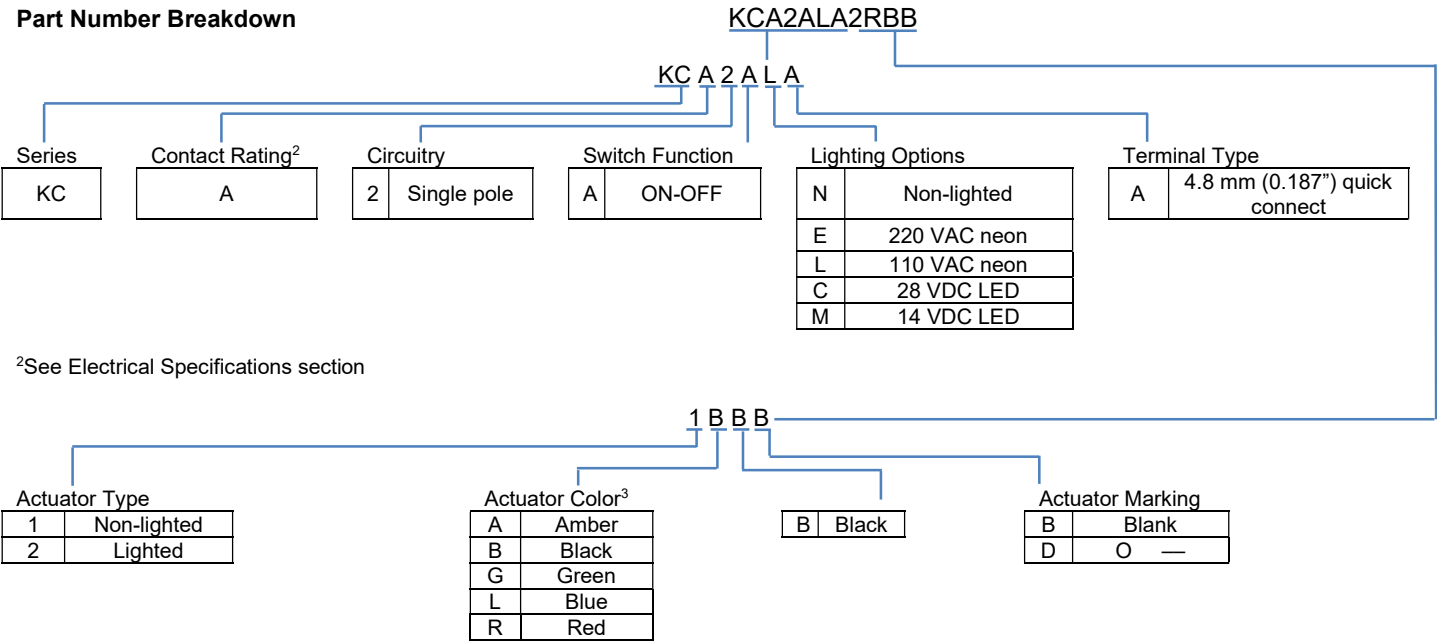
- Snap-in mounting
- RoHS compliant
- 100,000 cycles mechanical life
- IP65
- Lighted and non-lighted versions available

Standard Parts¹

North America		North America and Europe	Europe
KCA2ALA2GBB	KCA2ALA2RBB	KCA2ANA1BBB	KCA2AEA2GBB
KCA2ALA2LBB	KCA2ANA1BBD		

¹The part number configuration matrix below provides details to the part numbers above.
For configurable part numbers that are not listed above, not listed in your region, or for custom part numbers, contact the factory or your distributor.

Part Number Breakdown



²See Electrical Specifications section

³Black actuator is only available for non-lighted; others only for lighted.



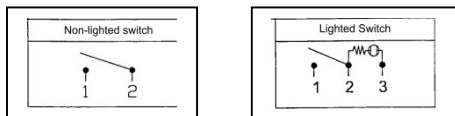
Electrical Specifications

Dielectric Strength	1500 VAC for 1 minute	
Insulation Resistance	100 MΩ min at 500 VDC	
Initial Contact Resistance	0.050 Ω max	
<u>Electrical Ratings</u>		
<u>Lighting Option</u>	<u>EN61058-1</u>	<u>UL1054</u>
N	10 (4) 250	16 A 125 VAC / 10 A 250 VAC
E, L	10 (4) 250	16 A 125 VAC / 10 A 250 VAC
C	N/A	10 A 28 VDC
M	N/A	20 A 14 VDC
Electrical Life at Rated Load Minimum Operations	<u>ENEC61058-1</u> 10,000	<u>UL</u> 6,000
UL File No: E23301		

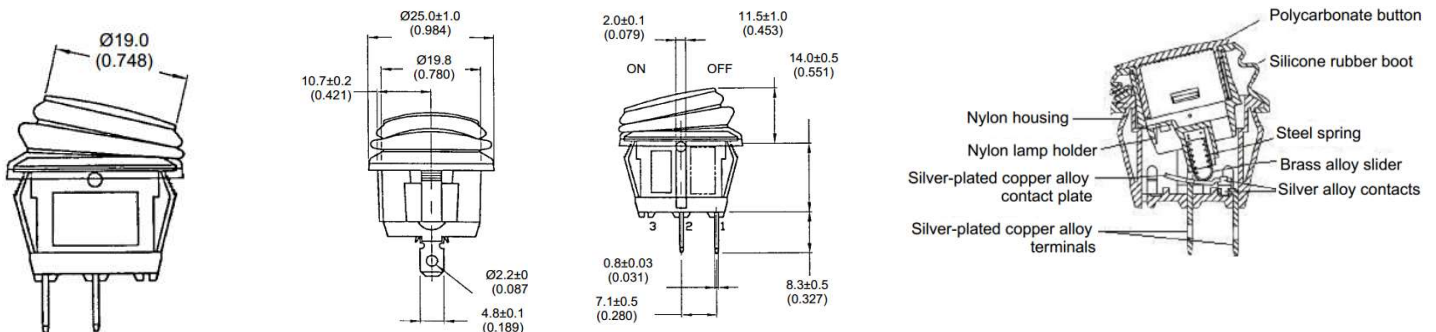
Material and Environmental Specifications

Actuator	Polycarbonate
Housing	Nylon 66 94V-2
Spring	Stainless Steel Wire
Contacts	Silver Alloy
Movable Arm	Silver-Plated Copper Alloy
Terminals	Silver-Plated Copper Alloy
Rubber Boot	Silicone
Operating Temperature Range	-25 °C to +85 °C (-13 °F to +185 °F)
Ingress Protection	IP65

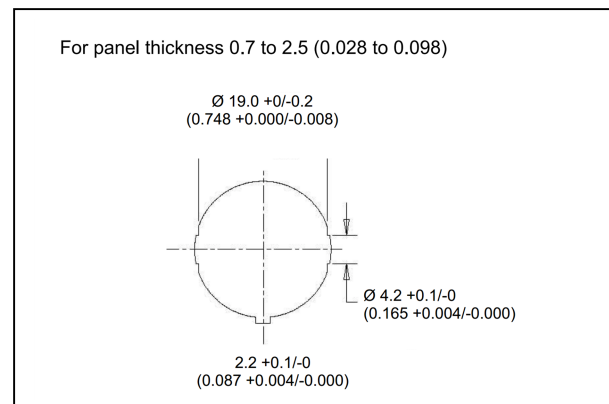
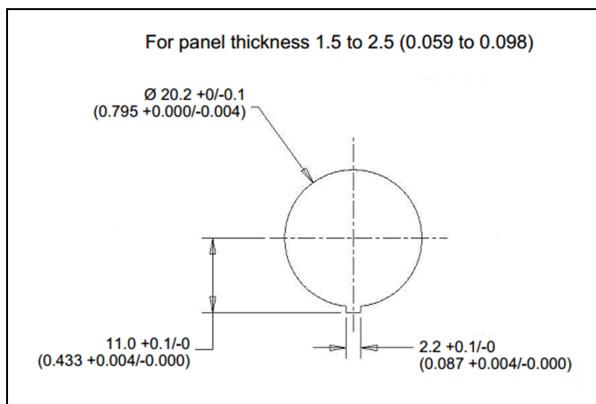
Circuitry and Switch Functions



Dimensions mm (inches)



Recommended Panel Cut-out



Mouser Electronics

Authorized Distributor

Click to View Pricing, Inventory, Delivery & Lifecycle Information:

[ZF Electronics:](#)

[KCA2ALA2RBB](#) [KCA2ANA1BBB](#)