

Sencity Special Communication Antenna 91121441

Description

Indoor Directional Antenna
Frequency Range 405-430MHz
Vertical Polarization
Half-power Beam Width 90°
Gain 7dBi



Product Configuration

Technical Data

Electrical Data

	Band 1
Frequency (MHz)	405 - 430
VSWR	2
Impedance (Ohm)	50
Gain (dBi)	7
3dB beamwidth (v) (°)	90
Composite power max (W)	50
Ambient temperature (°C)	50

Ports

	Port 1
Connector	N, jack (female)
Polarization	vertical
DC grounded	Yes

Connections

	Band 1
Port 1	X

General Data

Mechanical Data

Dimensions (mm) 302 x 243 x 50 (Height x Width x Depth)
Weight (kg) 1.39

Packing size (mm): 315x252x62

Environmental Data

Environmental conditions	indoor
IP rating	See remarks
2011/65/EU (RoHS - including 2015/863 and 2017/2102)	compliant
WEEE 2012/19/EU	no special marking needed
REACH 1907/2006/EC	compliant

IP Rating:

IP30

Mounting:

Sencity Special Communication Antenna 91121441

Two holes of 6 mm diameter in the mounting plate. Screws are not supplied.

Grounding:

All metal parts including the inner conductor are DC grounded.

Material:

Reflector: Copper.

Radome: High impact polystyrol, colour: White.

Mounting plates: Stainless steel.

Additional painting is possible.

Available accessories:

Power splitters (380-512 MHz)

Related Documents

Mounting instruction

DOC-0000866089

Security instruction

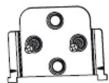
DOC-0000278984

Outline drawing

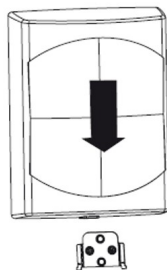
DOU-00397199

Additional Information

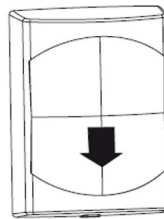
Mounting:



Mount the attachment plate to the wall using two screws of 4 mm diameter in the position as indicated.



Align the antenna over the attachment plate.



Pull the antenna down to the stop.

Mouser Electronics

Authorized Distributor

Click to View Pricing, Inventory, Delivery & Lifecycle Information:

[HUBER+SUHNER:](#)

[91121441](#)