


4

3

2

1



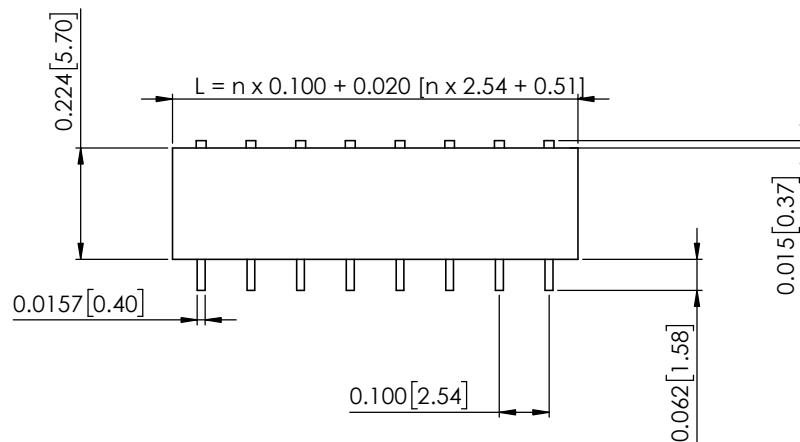
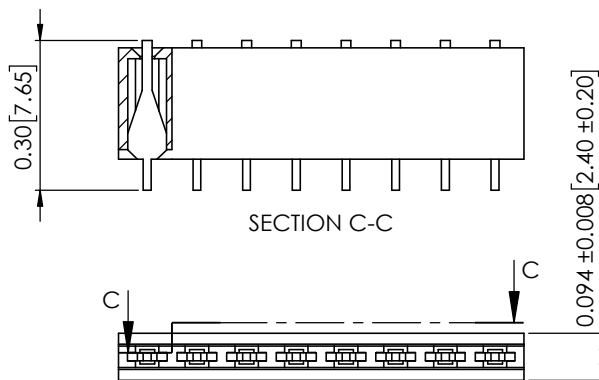
PINS (n)	PART NUMBER	LENGTH (L)
8	FLIP-PINS-08	0.820 [20.83]
14	FLIP-PINS-14	1.420 [36.07]
20	FLIP-PINS-20	2.020 [51.31]

ALL DIMENSIONS: INCH [MM]

Specifications:
 Rating:
 Current rating: 3.0 Amp
 Voltage rating: 250V AC/DC
 Operating temperature range: -40° to +105°C

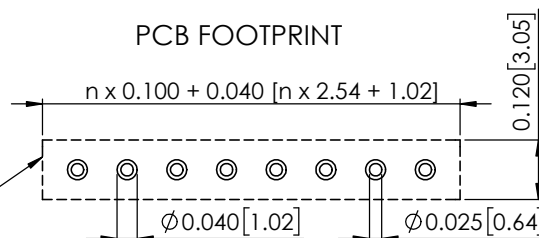
Electrical:
 Contact resistance: 0.020 Ohm max.
 Insulator resistance: 1000 MOhm min.
 Withstanding voltage: 500 V AC/Minute

Material and Finish:
 Insulator: PBT UL94V-0 Color: Black
 Contact: Brass
 Plated: Tin plated over Nickel (Final Pin Thickness: 0.0157 [0.40])



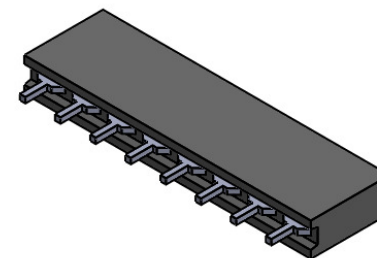
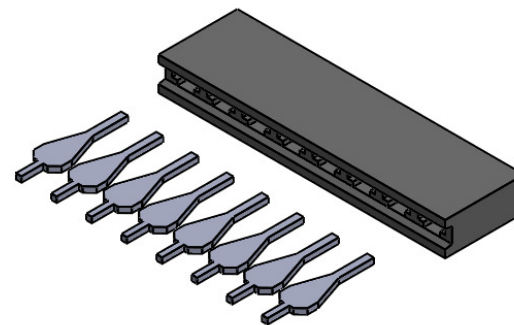
PCB FOOTPRINT

KEEP OUT AREA FOR
OTHER COMPONENTS
ON PIN SIDE OF PCB



REVISIONS		
REV.	DESCRIPTION	DATE
A	Initial Release	3 Sep. 2016

Exploded View



Assembled View

FLIPTRONICS

TITLE:

Flip-Pins

SIZE **B** FAMILY PART NUMBER: FLIP-PINS-XX REV **A**

SHEET 1 OF 1

4

3

2

1

Mouser Electronics

Authorized Distributor

Click to View Pricing, Inventory, Delivery & Lifecycle Information:

[SparkFun Electronics:](#)

[COM-14087](#) [COM-14086](#)