

# Cree Performance XHP50 LED Module

Power of Cree XHP Series in Standard and Custom LED modules

# Data Sheet

## Illumination Accelerated

**Design Faster** – use standard modules to shorten development time

**Superior Performance & Cost** – top flux bin LEDs at competitive prices

**Thermal Interface Included** – pre-installed to simplify assembly

**Add Standard Optics** – configured for off-the-shelf optics

## Primary Applications



High Mast	Canopy
Streetlight	Garage
Stadium	Portable
Architectural	High bay



## Superior Performance in Standard & Custom Modules

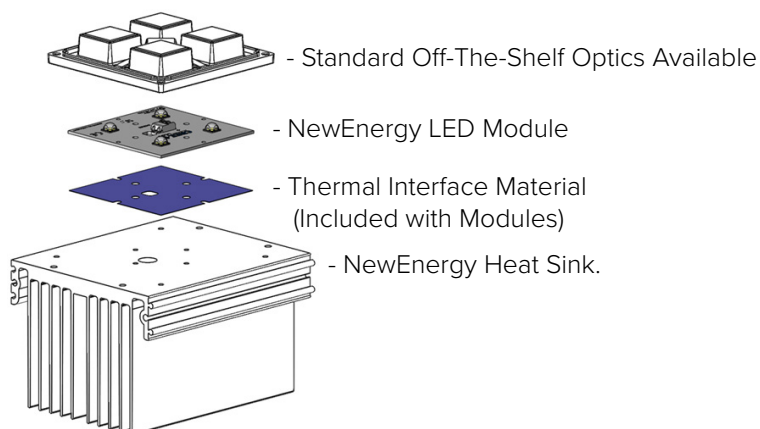
- Market leading L90 & L70 lifetimes, even in high stress conditions
- 70, 80, and 90 CRI LEDs available
- Metal core PCB for optimal thermal management
- Configurable with off the shelf optics, and heat sinks
- Private label or custom designs available

## Simplify Your Next Design

The Cree performance modules are an off-the-shelf platform to rapidly move from prototype to finished LED lighting fixture. These versatile building blocks include Cree XHP35, XHP50 & XHP70 LEDs in square, linear or rectangle formats. The thermal interface is already installed with easy to use connectors to help simplify the lighting design and get to market faster. These competitively priced modules come in a range of lumen outputs and can achieve both DLC Premium or DLC Standard lumens per watt specifications.

## Integrate Further

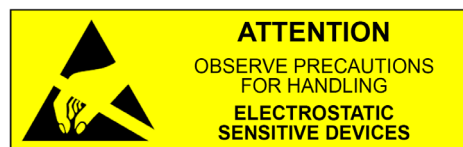
NewEnergy also offers standard heat sinks and fully assembled IP-rated modules.



## About NewEnergy

NewEnergy accelerates the adoption of LED technology through simple, modular products and custom designs. Through 30 years of experience, state of the art manufacturing, full traceability and advanced quality controls, NewEnergy offers leading solid state lighting components, modules and custom solutions. NewEnergy customers get to market faster, with less resources, at lower costs. Visit [New-EnergyLLC.com](http://New-EnergyLLC.com) for more information.

CE  
RoHS



# XHP50 Series Specifications

## Product Selection Table

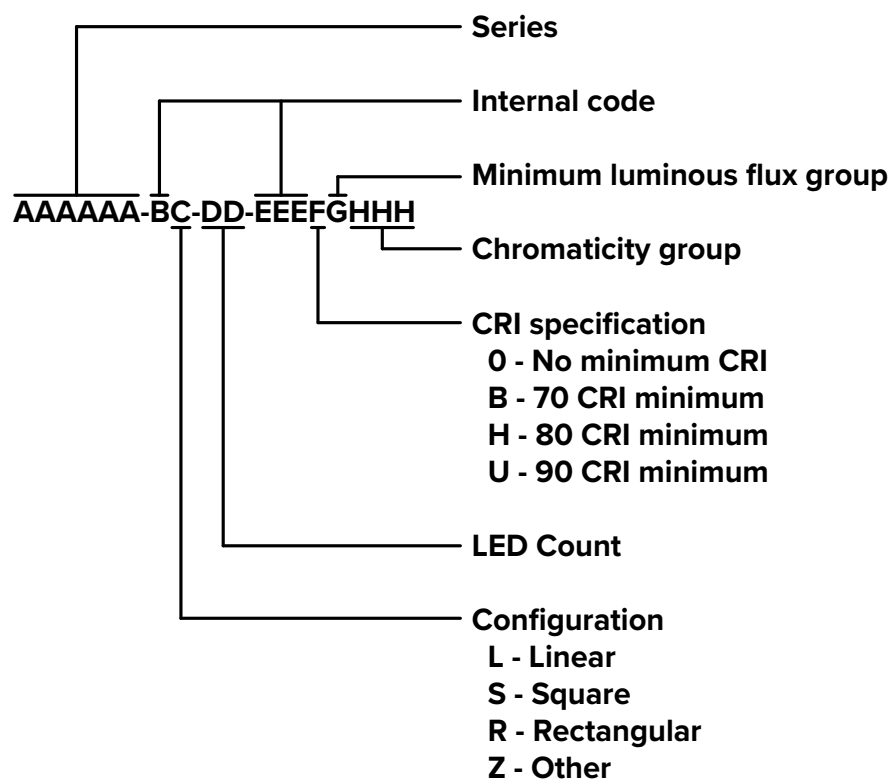
Configuration	LED Layout	Part Number	CCT	CRI	Binning	Luminous Flux (lm)		Efficacy Nominal (lm/W)	Watts (W)	
						Nominal	Max		Nominal	Max
Square <sup>(1)</sup>	Single	XHP50A-0S-01-0D0HH227G	2700K	80	3-Step	900	1665	112	8	18
Square <sup>(1)</sup>	Single	XHP50A-0S-01-0D0BH430E	3000K	70	5-Step	970	1795	121	8	18
Square <sup>(1)</sup>	Single	XHP50A-0S-01-0D0BJ440E	4000K	70	5-Step	1120	2072	139	8	18
Square <sup>(1)</sup>	Single	XHP50A-0S-01-0D0BJ450E	5000K	70	5-Step	1120	2072	139	8	18
Square <sup>(1)</sup>	Single	XHP50A-0S-01-0D0BJ40E2	5700K	70	ANSI	1120	2072	139	8	18
Linear <sup>(1)</sup>	1x2	XHP50A-0L-02-0D0HH227G	2700K	80	3-Step	1800	3330	112	16	36
Linear <sup>(1)</sup>	1x2	XHP50A-0L-02-0D0BH430E	3000K	70	5-Step	1940	3589	121	16	36
Linear <sup>(1)</sup>	1x2	XHP50A-0L-02-0D0BJ440E	4000K	70	5-Step	2240	4145	139	16	36
Linear <sup>(1)</sup>	1x2	XHP50A-0L-02-0D0BJ450E	5000K	70	5-Step	2240	4145	139	16	36
Linear <sup>(1)</sup>	1x2	XHP50A-0L-02-0D0BJ40E2	5700K	70	ANSI	2240	4145	139	16	36
Linear <sup>(1)</sup>	1x3	XHP50A-0L-03-0D0HH227G	2700K	80	3-Step	2700	4995	112	24	54
Linear <sup>(1)</sup>	1x3	XHP50A-0L-03-0D0BH430E	3000K	70	5-Step	2910	5384	121	24	54
Linear <sup>(1)</sup>	1x3	XHP50A-0L-03-0D0BJ440E	4000K	70	5-Step	3360	6217	139	24	54
Linear <sup>(1)</sup>	1x3	XHP50A-0L-03-0D0BJ450E	5000K	70	5-Step	3360	6217	139	24	54
Linear <sup>(1)</sup>	1x3	XHP50A-0L-03-0D0BJ40E2	5700K	70	ANSI	3360	6217	139	24	54
Linear <sup>(1)</sup>	1x4	XHP50A-0L-04-0D0HH227G	2700K	80	3-Step	3600	6660	112	32	72
Linear <sup>(1)</sup>	1x4	XHP50A-0L-04-0D0BH430E	3000K	70	5-Step	3880	7178	121	32	72
Linear <sup>(1)</sup>	1x4	XHP50A-0L-04-0D0BJ440E	4000K	70	5-Step	4480	8290	139	32	72
Linear <sup>(1)</sup>	1x4	XHP50A-0L-04-0D0BJ450E	5000K	70	5-Step	4480	8290	139	32	72
Linear <sup>(1)</sup>	1x4	XHP50A-0L-04-0D0BJ40E2	5700K	70	ANSI	4480	8290	139	32	72
Square <sup>(1)</sup>	2x2	XHP50A-0S-04-0D0HH227G	2700K	80	3-Step	3600	6660	112	32	72
Square <sup>(1)</sup>	2x2	XHP50A-0S-04-0D0BH430E	3000K	70	5-Step	3880	7178	121	32	72
Square <sup>(1)</sup>	2x2	XHP50A-0S-04-0D0BJ440E	4000K	70	5-Step	4480	8290	139	32	72
Square <sup>(1)</sup>	2x2	XHP50A-0S-04-0D0BJ450E	5000K	70	5-Step	4480	8290	139	32	72
Square <sup>(1)</sup>	2x2	XHP50A-0S-04-0D0BJ40E2	5700K	70	ANSI	4480	8290	139	32	72

<sup>(1)</sup> Product performance at 700mA Tj = 85°C.

<sup>(2)</sup> Cree XLamp XHP50 LED order codes specify only a minimum flux bin and not a maximum. NewEnergy may ship modules in flux bins higher than the minimum specified by the order code without advance notice. Shipments will always adhere to the chromaticity bin restrictions specified by the order code.

# XHP50 Series Specifications

## Order Code Formatting



# XHP50 Series Specifications

## Electrical Characteristics

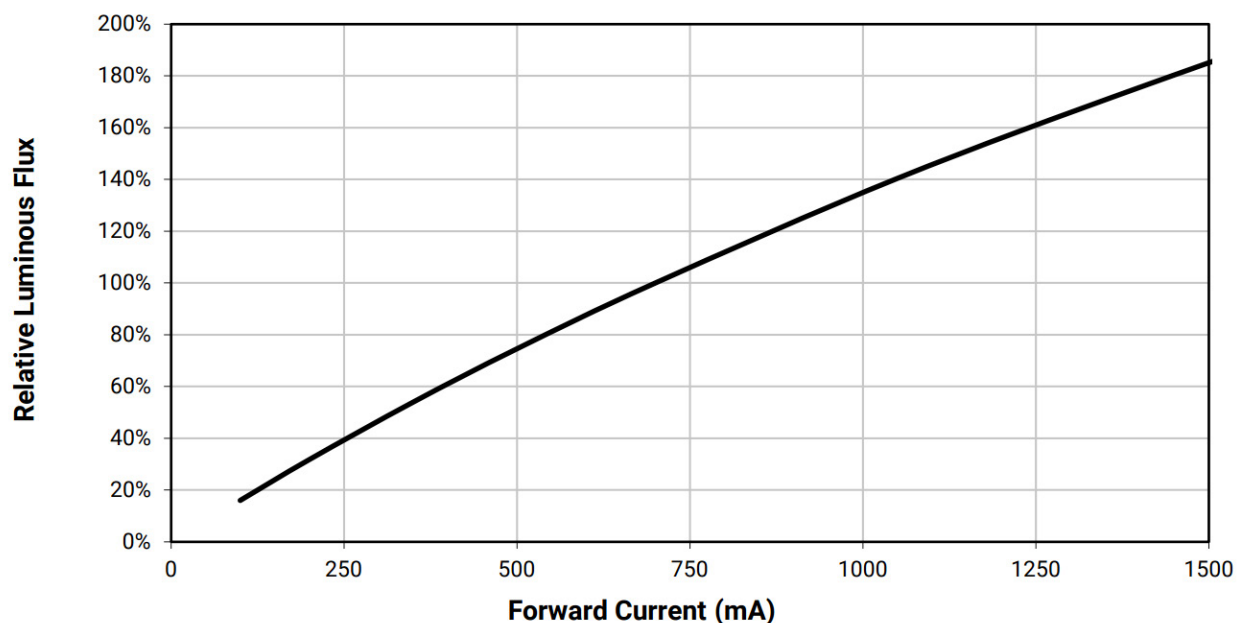
Part Number	Forward Voltage (v)		Typical Thermal Resistance - Junction to Solder Point (°C/W) RTh J-HS
	Typical	Maximum	
XHP50A-0S-01-x	11.5	12.6	1.2
XHP50A-0L-02-x	23	25.2	1.2
XHP50A-0L-03-x	34.5	37.8	1.2
XHP50A-0L-04-x	46	50.4	1.2
XHP50A-0S-04-x	46	50.4	1.2

Intended for connection to a class 2 power source with a maximum operating voltage of 50 Vdc

## Maximum Ratings

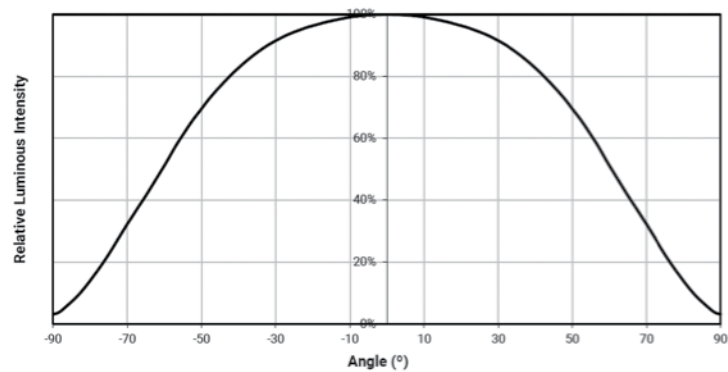
Part Number	DC Current (A)	Tsp Temp (°C)	Power (W)
XHP50A-0S-01-x	1.5	105	19
XHP50A-0L-02-x	1.5	105	38
XHP50A-0L-03-x	1.5	105	57
XHP50A-0L-04-x	1.5	105	76
XHP50A-0S-04-x	1.5	105	76

## Relative Flux Vs Board Current (TJ = 85°C)



# XHP50 Series Specifications

## Spatial Distribution



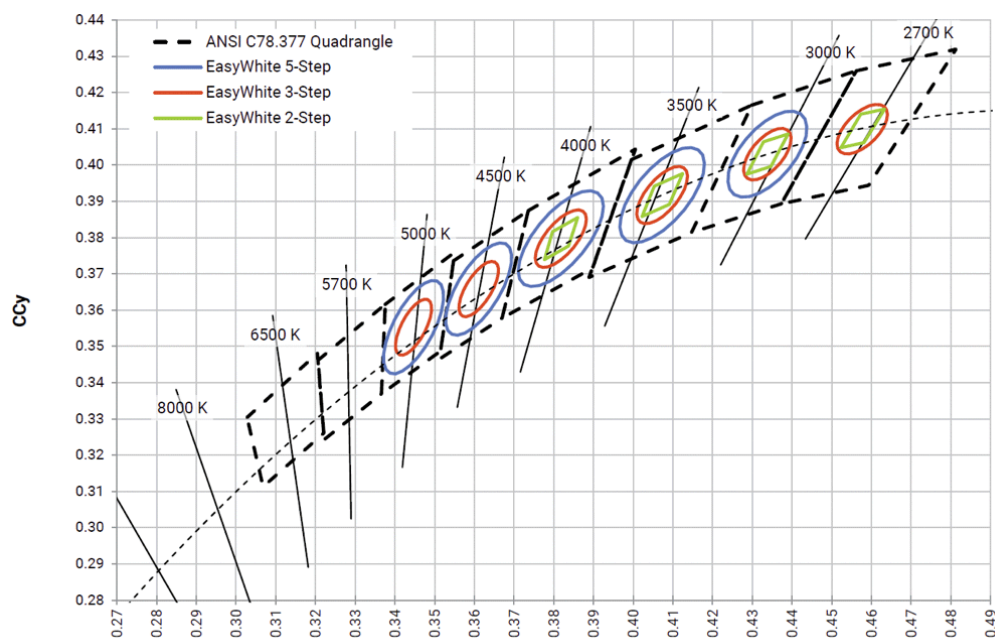
### Performance Groups – Chromaticity

Binning	CCT	X	Y
ANSI	5700K	0.3207	0.3462
		0.3376	0.3616
		0.3366	0.3369
		0.3222	0.3243

Binning	CCT	Center Point		Major Axis		Rotation Angle (°)
		X	Y	a	b	
5-Step	5000K	0.3447	0.3553	0.01400	0.00520	65.0
5-Step	4000K	0.3818	0.3797	0.001420	0.00550	61.5
5-Step	3000K	0.4338	0.4030	0.01390	0.00680	53.2
3-Step	2700K	0.4577	0.4099	0.01350	0.00700	48.5

# XHP50 Series Specifications

Standard White Chromaticity Regions Plotted On The CIE 1931 Curve



# XHP50 Series Specifications

## Thermal Interface Properties

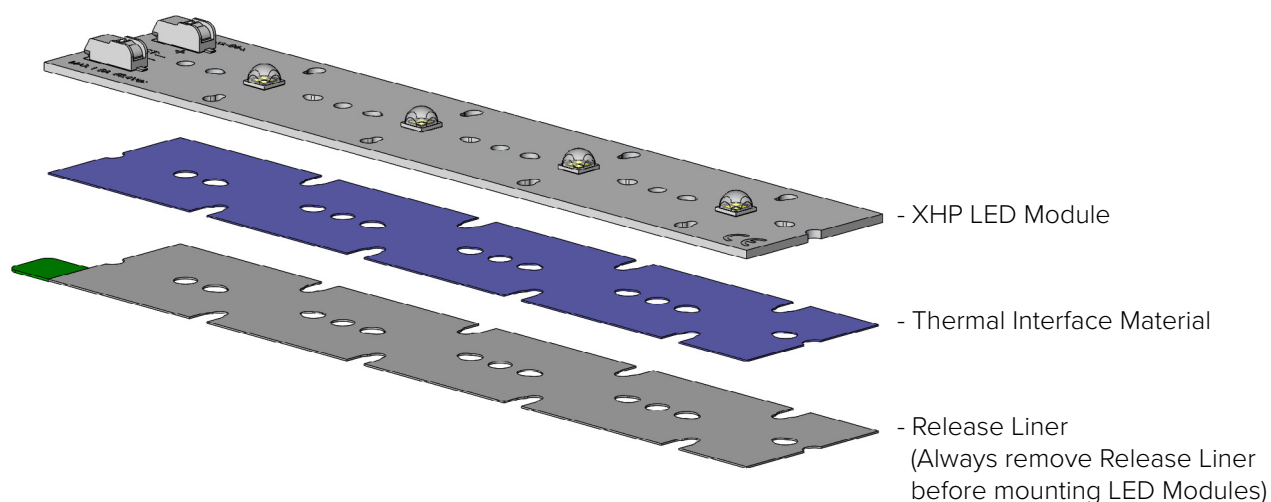
Property	Test Method	Value	Unit
Color	-	Blue	-
Thickness	ASTM D374	0.3	mm
Construction	-	Silicone / Ceramic	-
Temperature Range	EN344	-50-200	°C
Breakdown Voltage	ASTM D149	>8.0	Kv/mm
Flame Rating	UL94	V-0	-
Thermal Conductivity	ASTM D5470	3.0	W/m-K

Intended for connection to a class 2 power source with a maximum operating voltage of 50 Vdc

Note: Release liner must be removed for proper thermal performance. Do not remove thermal Interface Material.

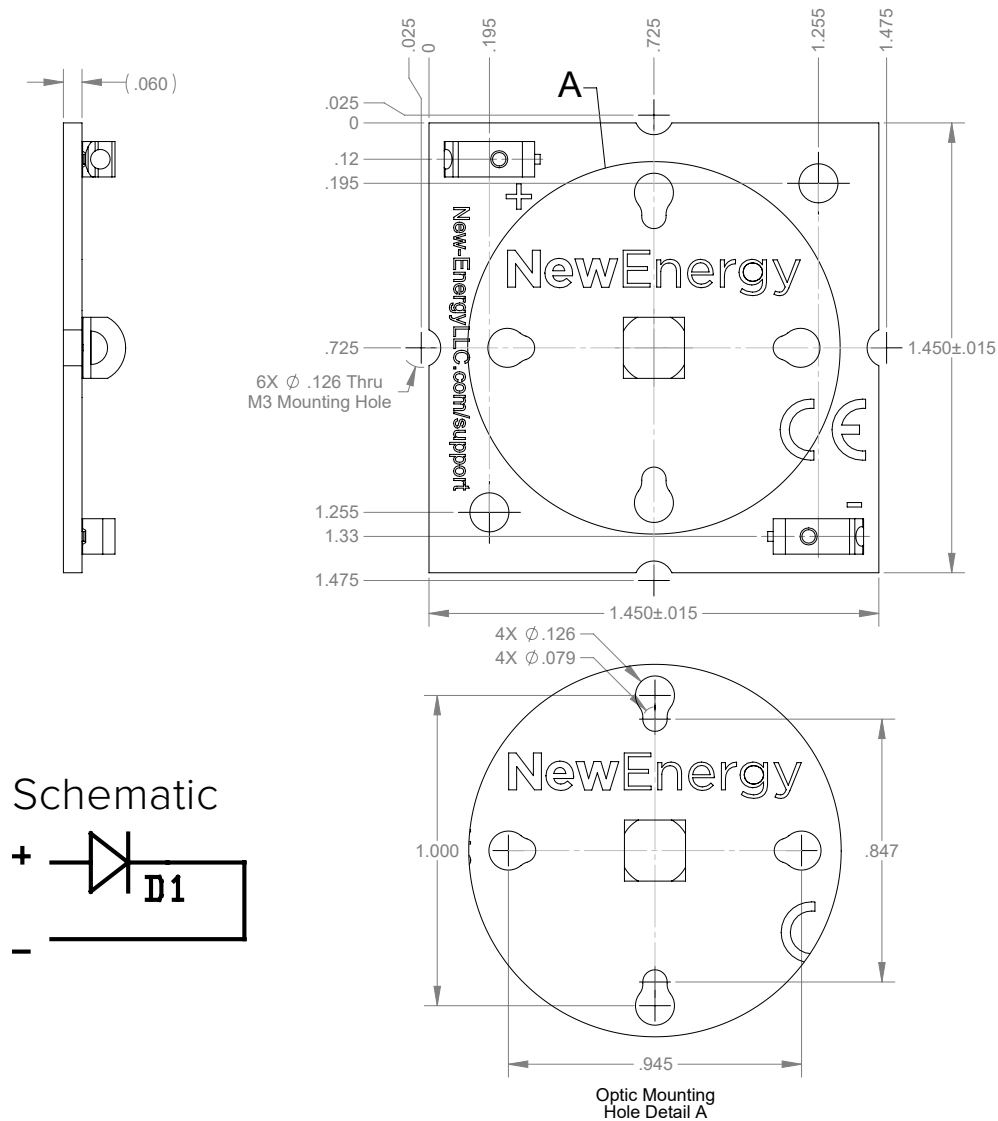
## Board Material Properties

Property	Value	Unit
Solder Mask Color	White	-
Thickness	.062	in
Construction	AL	-
Temperature	130	°C
Flame Rating	V-0	-
Copper Thickness	2	oz



# XHP50 Series Specifications

## NewEnergy Square 1 LED XHP50 Module

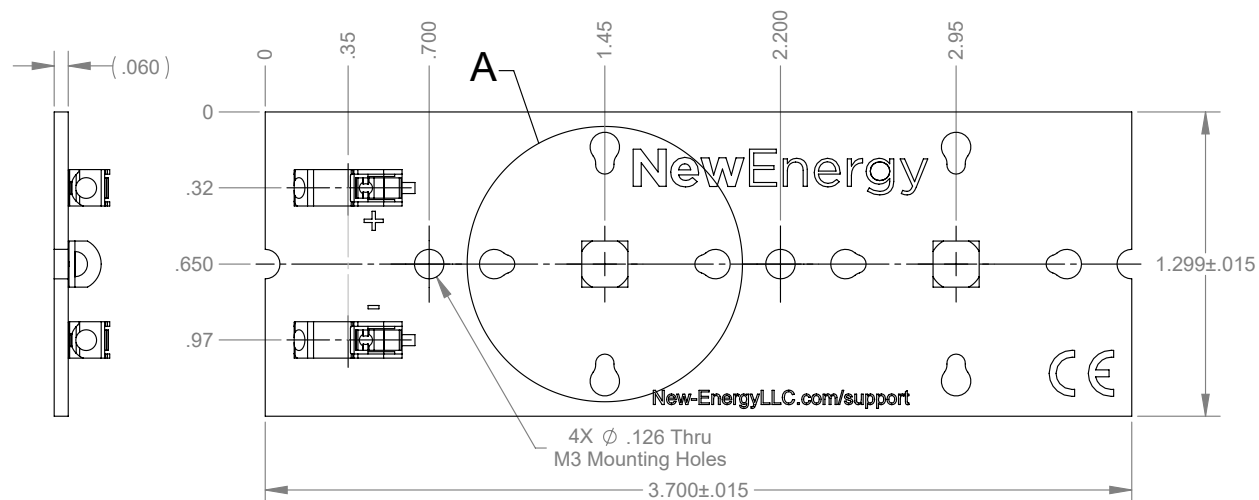


1. Single Poke-In Connectors accept 22-26 AWG solid or stranded wire
2. Recommended Mounting Hardware: 6x M3-.5 Socket Head Cap Screws

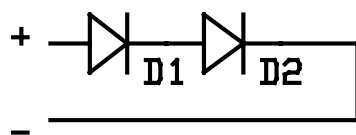


# XHP50 Series Specifications

## NewEnergy Linear 2 LED XHP50 Module



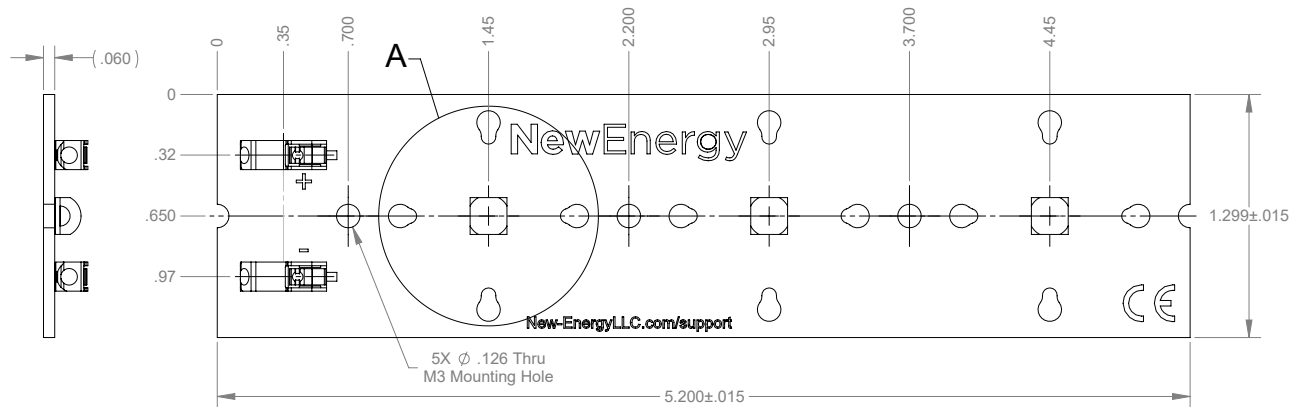
### Schematic



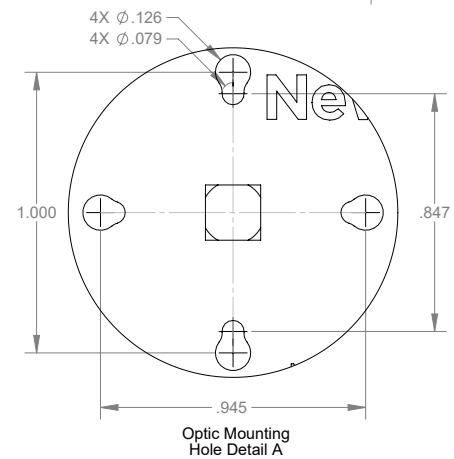
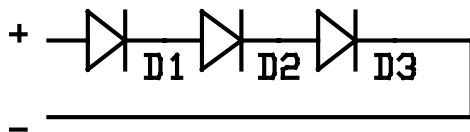
1. Single Poke-In Connectors accept 18-24 AWG solid or stranded wire
2. Recommended Mounting Hardware: 4x M3-.5 Socket Head Cap Screws

# XHP50 Series Specifications

## NewEnergy Linear 3 LED XHP50 Module



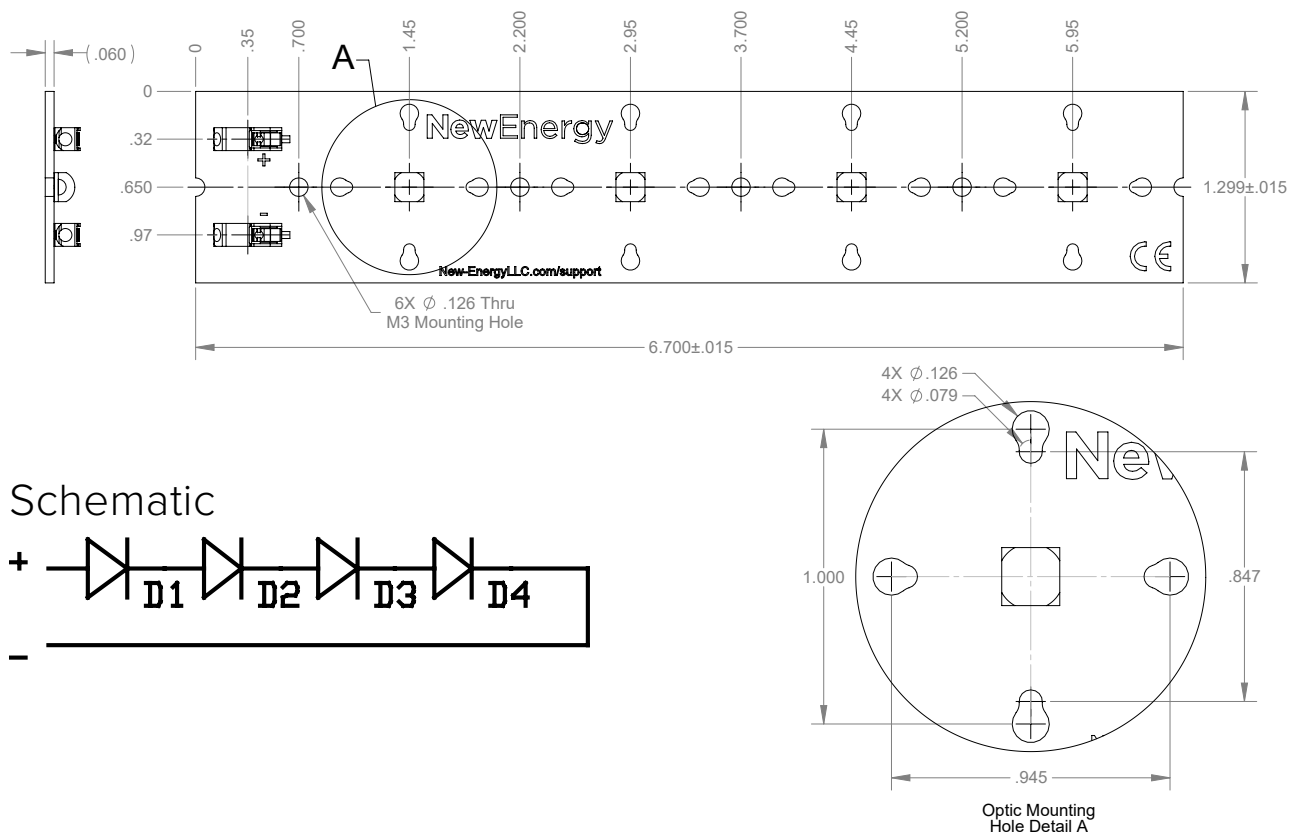
### Schematic



1. Single Poke-In Connectors accept 18-24 AWG solid or stranded wire
2. Recommended Mounting Hardware: 5x M3-.5 Socket Head Cap Screws

# XHP50 Series Specifications

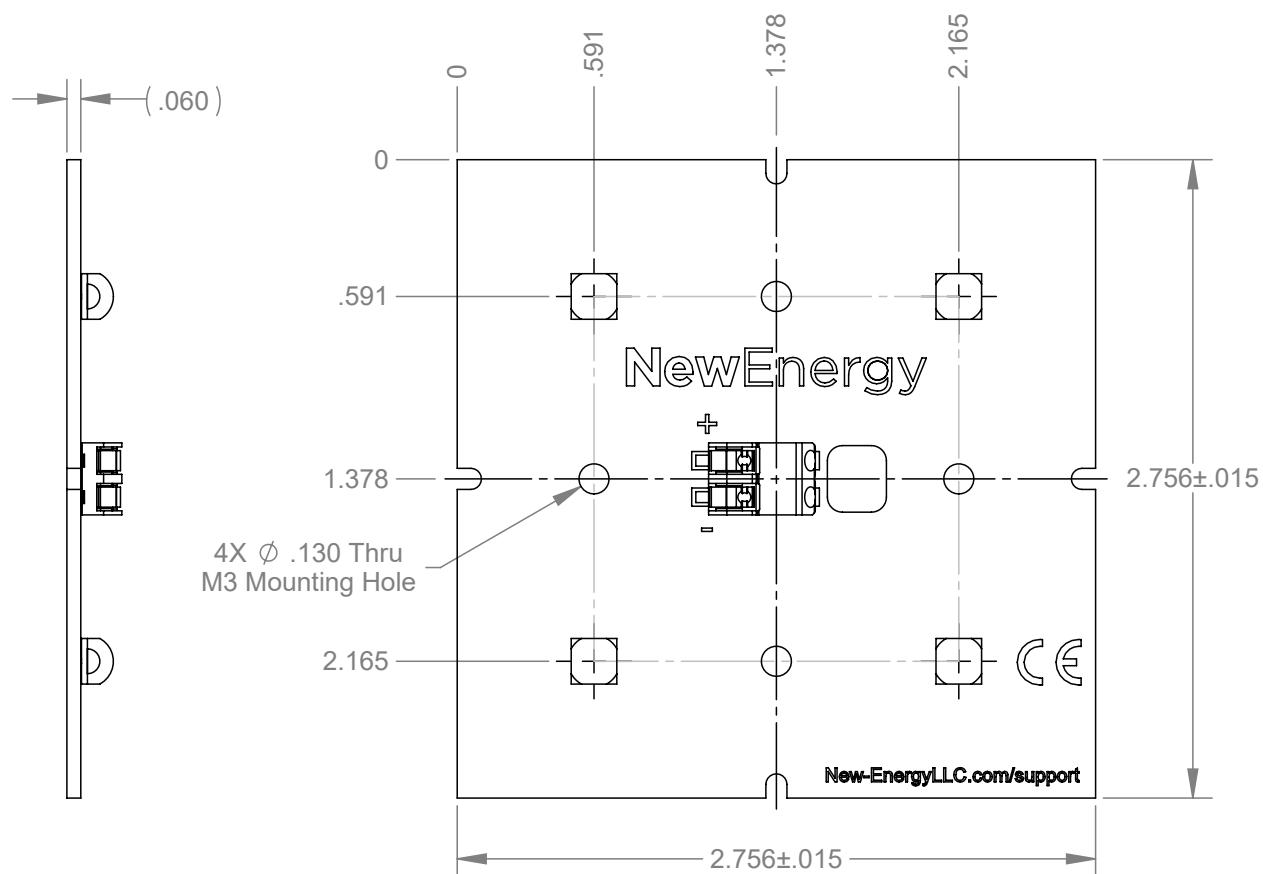
## NewEnergy Linear 4 LED XHP50 Module



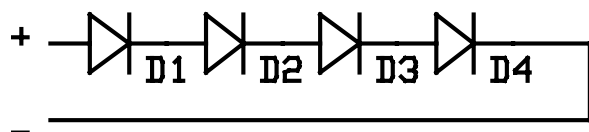
1. Single Poke-In Connectors accept 18-24 AWG solid or stranded wire
2. Recommended Mounting Hardware: 6x M3-.5 Socket Head Cap Screws

# XHP50 Series Specifications

## NewEnergy Square 4 LED XHP50 Module



### Schematic



1. Dual Poke-In Connectors accept 18-24 AWG solid or stranded wire
2. Recommended Mounting Hardware: 4x M3-.5 Socket Head Cap Screws

# Mouser Electronics

Authorized Distributor

Click to View Pricing, Inventory, Delivery & Lifecycle Information:

## New Energy:

<a href="#"><u>XHP50A-0L-02-0D0BJ40E2</u></a>	<a href="#"><u>XHP50A-0L-02-0D0BJ450E</u></a>	<a href="#"><u>XHP50A-0S-01-0D0BJ40E2</u></a>	<a href="#"><u>XHP50A-0S-01-0D0BJ450E</u></a>
<a href="#"><u>XHP50A-0S-01-0D0HH227G</u></a>	<a href="#"><u>XHP50A-0L-03-0D0BH430E</u></a>	<a href="#"><u>XHP50A-0L-02-0D0BH430E</u></a>	<a href="#"><u>XHP50A-0S-04-0D0BJ40E2</u></a>
<a href="#"><u>XHP50A-0S-04-0D0BJ440E</u></a>	<a href="#"><u>XHP50A-0L-02-0D0HH227G</u></a>	<a href="#"><u>XHP50A-0S-04-0D0BJ450E</u></a>	<a href="#"><u>XHP50A-0L-03-0D0BJ450E</u></a>
<a href="#"><u>XHP50A-0S-01-0D0BH430E</u></a>	<a href="#"><u>XHP50A-0S-04-0D0BH430E</u></a>	<a href="#"><u>XHP50A-0L-04-0D0HH227G</u></a>	<a href="#"><u>XHP50A-0L-04-0D0BJ40E2</u></a>
<a href="#"><u>XHP50A-0L-02-0D0BJ440E</u></a>	<a href="#"><u>XHP50A-0L-03-0D0BJ440E</u></a>	<a href="#"><u>XHP50A-0L-04-0D0BJ440E</u></a>	<a href="#"><u>XHP50A-0L-04-0D0BJ450E</u></a>
<a href="#"><u>XHP50A-0S-04-0D0HH227G</u></a>	<a href="#"><u>XHP50A-0L-04-0D0BH430E</u></a>	<a href="#"><u>XHP50A-0L-03-0D0BJ40E2</u></a>	<a href="#"><u>XHP50A-0L-03-0D0HH227G</u></a>
<a href="#"><u>XHP50A-0S-01-0D0BJ440E</u></a>	<a href="#"><u>XHP50A-0L-02-0D0UF427G</u></a>	<a href="#"><u>XHP50A-0L-02-0D0HH440G</u></a>	<a href="#"><u>XHP50A-0L-03-0D0HH440G</u></a>
<a href="#"><u>XHP50A-0L-03-0D0HJ250G</u></a>	<a href="#"><u>XHP50A-0L-02-0D0HJ250G</u></a>	<a href="#"><u>XHP50A-0L-03-0D0UF427G</u></a>	<a href="#"><u>XHP50A-0L-02-0D0HJ20E2</u></a>
<a href="#"><u>XHP50A-0L-02-0D0HH430G</u></a>	<a href="#"><u>XHP50A-0L-03-0D0HH430G</u></a>	<a href="#"><u>XHP50A-0L-04-0D0HH440G</u></a>	<a href="#"><u>XHP50A-0S-01-0D0HH430G</u></a>
<a href="#"><u>XHP50A-0S-01-0D0HJ250G</u></a>	<a href="#"><u>XHP50A-0S-04-0D0HH430G</u></a>	<a href="#"><u>XHP50A-0L-04-0D0UF427G</u></a>	<a href="#"><u>XHP50A-0L-04-0D0HH430G</u></a>
<a href="#"><u>XHP50A-0S-01-0D0HJ20E2</u></a>	<a href="#"><u>XHP50A-0S-04-0D0HJ250G</u></a>	<a href="#"><u>XHP50A-0S-01-0D0UF427G</u></a>	<a href="#"><u>XHP50A-0S-04-0D0UF427G</u></a>
<a href="#"><u>XHP50A-0S-01-0D0HH440G</u></a>	<a href="#"><u>XHP50A-0S-04-0D0HH440G</u></a>	<a href="#"><u>XHP50A-0L-04-0D0HJ250G</u></a>	<a href="#"><u>XHP50A-0L-03-0D0HJ20E2</u></a>
<a href="#"><u>XHP50A-0S-04-0D0HJ20E2</u></a>	<a href="#"><u>XHP50A-0L-04-0D0HJ20E2</u></a>		