

LED Module - Salud MP3030 Linear

Power of Luminus in standard and custom LED modules

Data Sheet

Version 1.0

Lean & Fast. Made Smarter.

Design Faster – use standard modules to shorten development time

Superior Performance – stay current with the top flux bin LEDs

Maximum Flexibility – use off-the-shelf optics and drivers

Innovation – work with NewEnergy on your custom solution

Primary Applications



Indoor lighting

-Office

-Education

-Retail

-Nursing Homes

-Transportation

-Hospitals



Superior Performance in Standard & Custom Modules

- Engineered spectrum with enhanced cyan for melatonin suppression
- Full spectrum emission – no cyan gap
- Excellent color rendering – Ra>90
- Configurable with off-the-shelf optics
- Talk to NewEnergy about your custom or private label designs

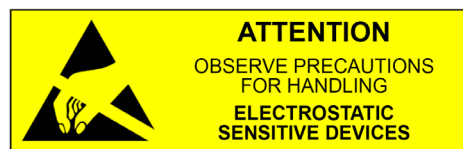
Custom Solutions

NewEnergy operates facilities globally with ISO certifications for the LED lighting, automotive and medical industries. Our North Carolina based office provides quick engineering & sales support with a R&D lab for prototype development and custom solutions. Our in-house global manufacturing capabilities allow for both building in the United States as well as overseas at scale.

About NewEnergy

NewEnergy accelerates the adoption of LED technology through simple, modular products and custom designs. Through 30 years of experience, state of the art manufacturing, full traceability and advanced quality controls, NewEnergy offers leading solid state lighting components, modules and custom solutions. NewEnergy customers get to market faster, with less resources, at lower costs. Visit New-EnergyLLC.com for more information.

CE
RoHS



LED Module Specifications - Salud MP3030 Linear

Product Selection Table^(1,2)

Part Number	CCT	CRI	Typ. R9	Typ. Melanopic Ratio	Luminous Flux (lm)		Efficacy Nominal (lm/W)	Watts (W)	
					Nominal 180mA	Max 480mA		Nominal	Max
SSB2-24G09-3090-00	3000K	90+	95	0.68	792	1901	138	5.72	16.13
SSB2-24G09-4090-00	4000K	90+	65	0.80	912	2189	159	5.72	16.13
SSB2-24G09-5090-00	5000K	90+	80	0.96	912	2189	159	5.72	16.13

⁽¹⁾ Product performance based on the typical luminous flux at Tc = 25°C.
⁽²⁾ NewEnergy may ship modules in flux bins higher than the values specified by the order code without advance notice. Shipments will always adhere to the chromaticity bin restrictions specified by the order code.
⁽³⁾ Input power not to exceed 100W for UL Class 2. Suitability for usage in other than Class 2 circuits shall be determined in the end-product investigation.

Order Code Formatting

Series	-	LED Count	LED Code	-	Color Temperature	Color Rendering Index	-	Internal Code
SSB2 - Standard Linear LED PCB Assembly		24 - 24 LEDs	G09 - Luminus Salud MP3030		30 - 3000K	90 - 90 CRI		XX
					40 - 4000K			
					50 - 5000K			

Electrical Characteristics

Part Number	Forward Voltage (v)		Typical Thermal Resistance - Junction to Solder Point (K/W) RTh J-HS
	Nominal	Maximum	
SSB2-24G09-x	31.8	33.6	23

Intended for connection to a class 2 power source with a maximum operating voltage of 50 Vdc

Maximum Ratings

Part Number	DC Current (A)	Tsp Temp (°C)	Power (W)
SSB2-24G09-x	0.48	105	16.13

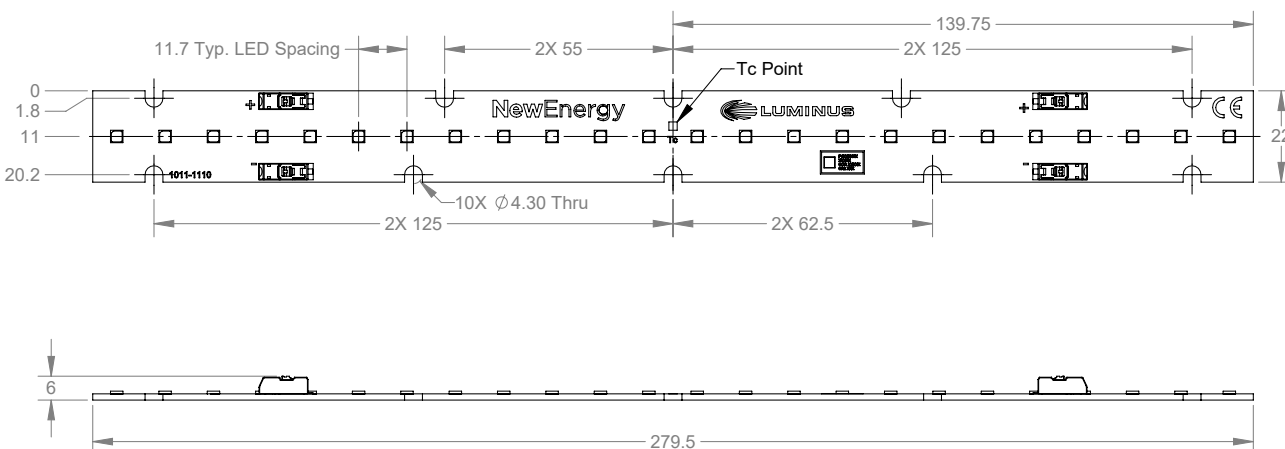
⁽¹⁾ Input power not to exceed 100W for UL Class 2. Suitability for usage in other than Class 2 circuits shall be determined in the end-product investigation.

Board Material Properties

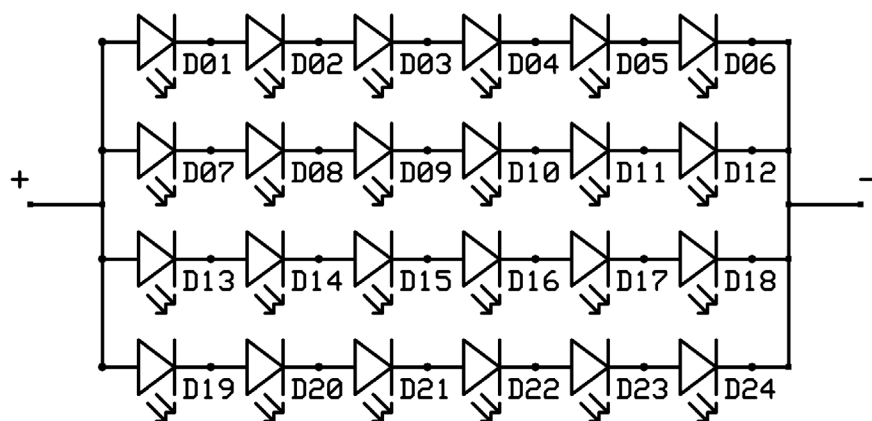
Property	Value	Unit
Solder Mask Color	White	-
Thickness	.062	in
Construction	CEM3	-
Temperature	130	°C
Flame Rating	V-0	-
Copper Thickness	1	oz

LED Module Specifications - Salud MP3030 Linear

NewEnergy Rectangular 24 LED Module



Schematic



1. Dual Poke-In Connectors accept 18-24 AWG solid or stranded wire
2. Recommended Mounting Hardware: 10x M3-.5 Socket Head Cap Screws

Mouser Electronics

Authorized Distributor

Click to View Pricing, Inventory, Delivery & Lifecycle Information:

New Energy:

[SSB2-24G09-4090-00](#) [SSB2-24G09-5090-00](#) [SSB2-24G09-3090-00](#)