


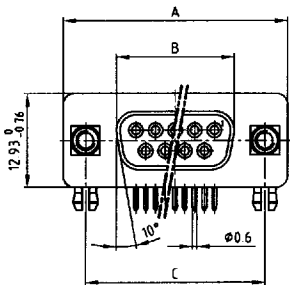
Filter connectors



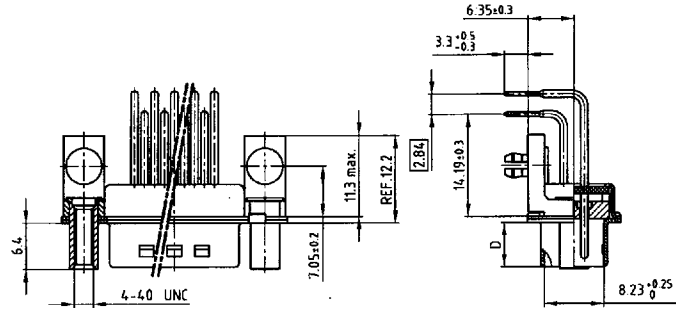
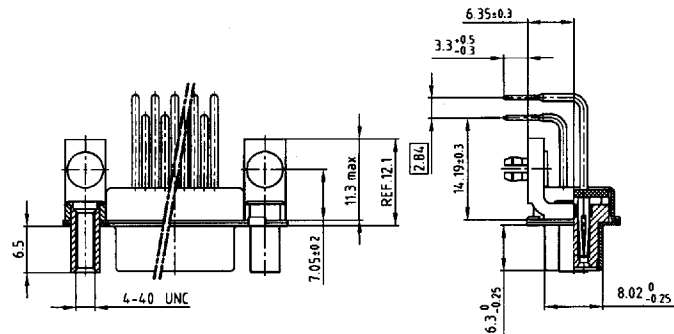
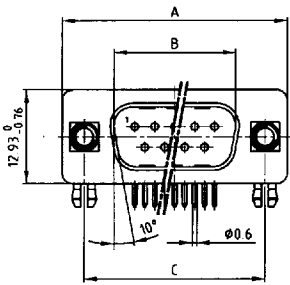
•590 inch

Solder pin angled with threaded lock, short metal bracket and clip

Socket connector



Plug connector



snap for PCB Ø 3.1 ± 0.1, t = 1.6 mm

snap for PCB Ø 3.1 ± 0.1, t = 1.6 mm

Kat 1 i T6A

No. of pos.	A - 0,76	B - 0,25	C
9	31,19	16,46	25,00 ^{+0,12} / _{-0,13}
15	39,52	24,79	33,30 ^{+0,15} / _{-0,16}
25	53,42	38,50	47,04 ^{+0,13} / _{-0,14}
37	69,70	54,96	63,50 ^{+0,13} / _{-0,14}

Kat 1 i T7A

No. of pos.	A - 0,76	B + 0,25	C	D - 0,30
9	31,19	16,79	25,00 ^{+0,12} / _{-0,13}	6,12
15	39,52	25,12	33,30 ^{+0,15} / _{-0,16}	6,12
25	53,42	38,84	47,04 ^{+0,13} / _{-0,14}	5,99
37	69,70	55,30	63,50 ^{+0,13} / _{-0,14}	5,99

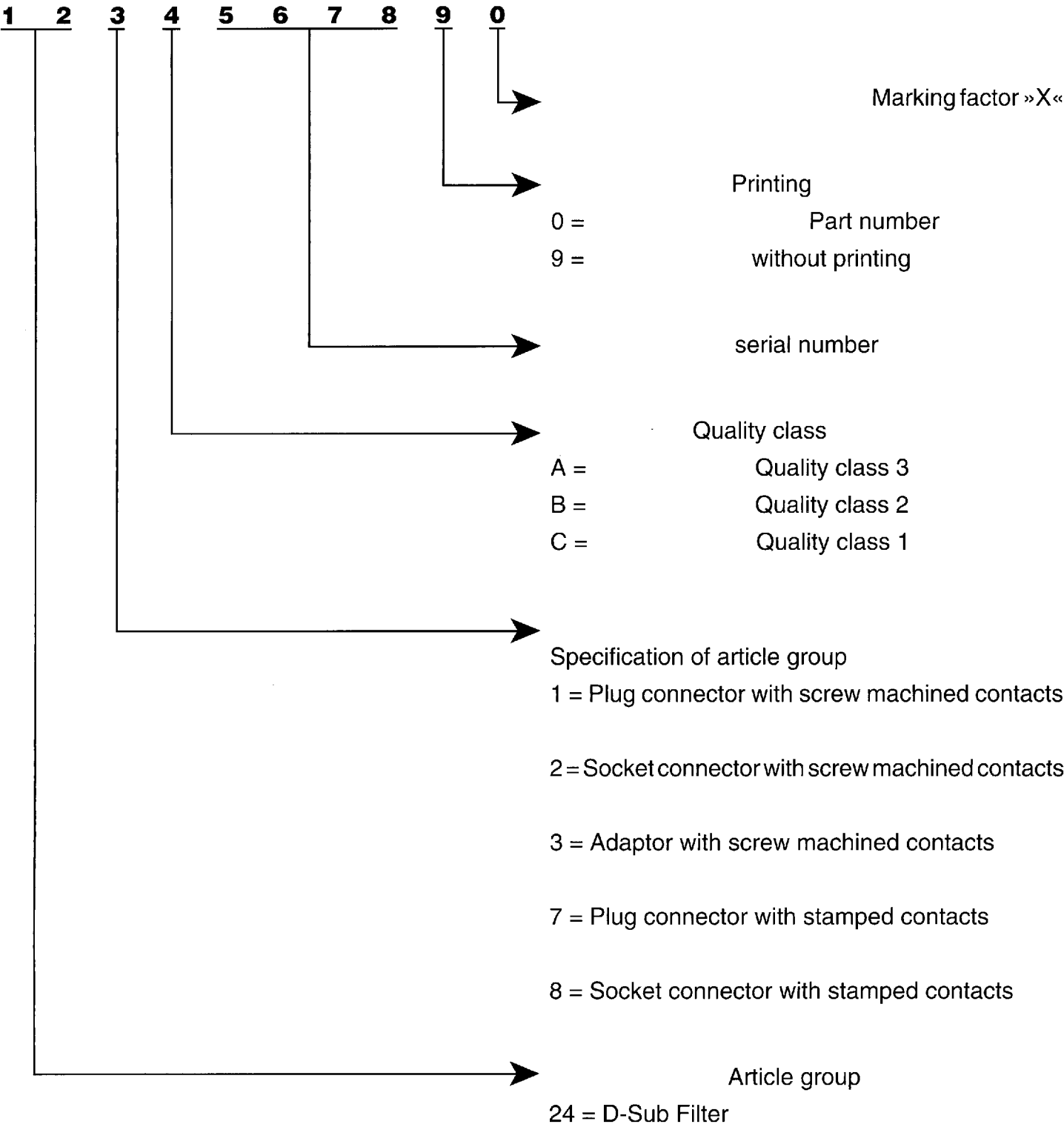
Part numbers

No. of Pos.	Socket connector – Solder pin angled			
	Typ 1	Typ 3	Typ 4	Typ 5
9	242 A 21250 X	242 A 21290 X	242 A 21330 X	242 A 21370 X
15	242 A 21260 X	242 A 21300 X	242 A 21340 X	242 A 21380 X
25	242 A 21270 X	242 A 21310 X	242 A 21350 X	242 A 21390 X
37	242 A 21280 X	242 A 21320 X	242 A 21360 X	242 A 21400 X

No. of Pos.	Plug connector – Solder pin angled			
	Typ 1	Typ 3	Typ 4	Typ 5
9	241 A 21320 X	241 A 21360 X	241 A 21400 X	241 A 21440 X
15	241 A 21330 X	241 A 21370 X	241 A 21410 X	241 A 21450 X
25	241 A 21340 X	241 A 21380 X	241 A 21420 X	241 A 21460 X
37	241 A 21350 X	241 A 21390 X	241 A 21430 X	241 A 21470 X

Filter connectors

Part number

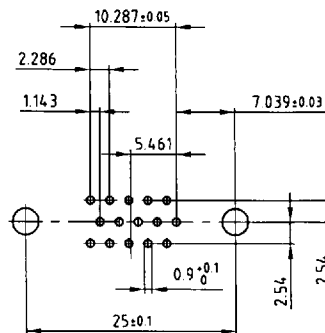


Order example

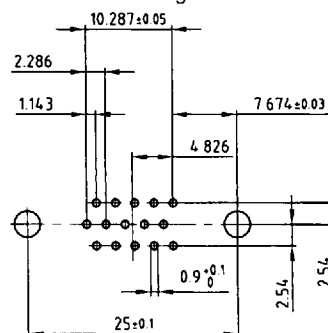
Plug connector solder pin angled 25 pos.		
Quality class	with screw machine contacts	with stamped contacts
3	241 A 12900 X	247 A 12900 X
2	241 B 12900 X	247 B 12900 X
1	241 C 12900 X	247 C 12900 X

Hole pattern for angled solder pins D-Sub filter high density

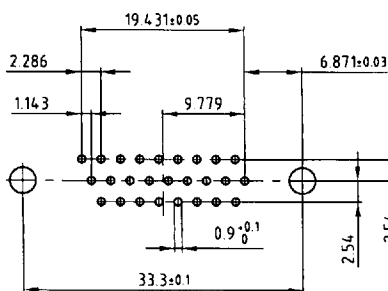
15 pos Socket connector solder pin angled



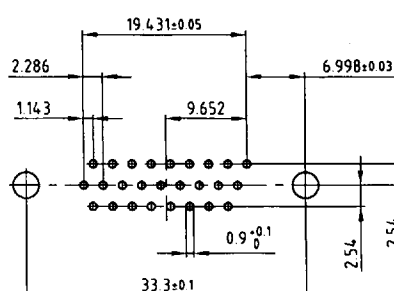
15 pos Plug connector solder pin angled



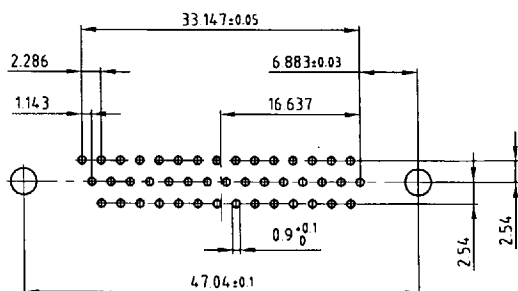
26 pos



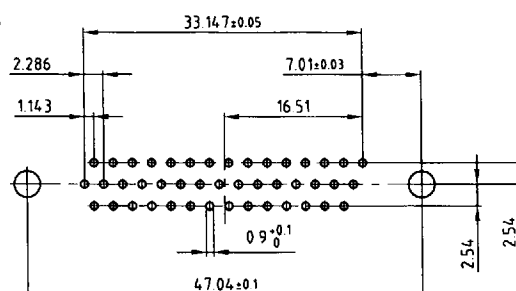
26 pos



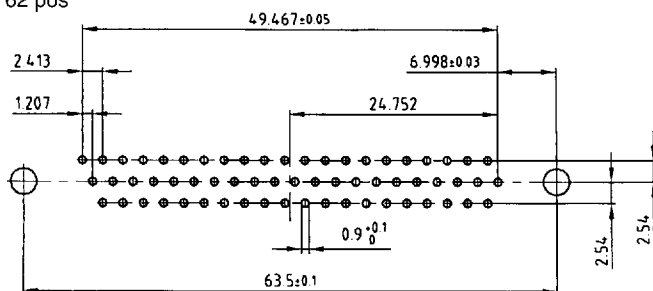
44 pos



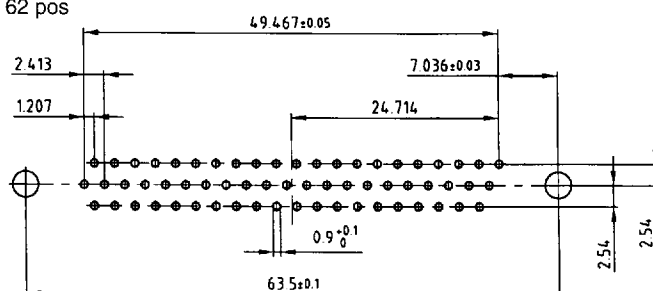
44 pos



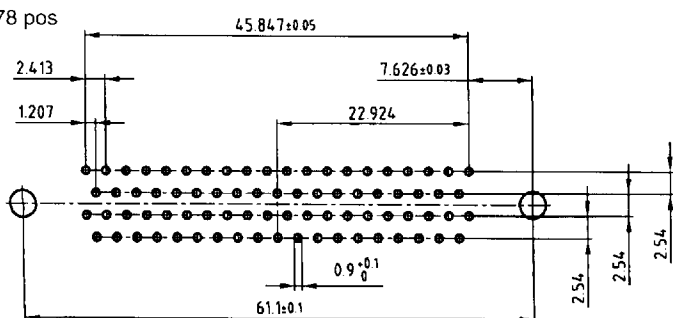
62 pos



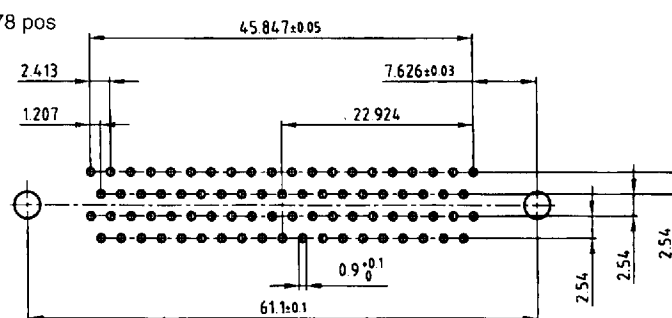
62 pos



78 pos



78 pos



Technical Data	D-Sub Standard 9,15,25,37,50 pos.	D-Sub High Density 15,26,44,62 pos.
Insulators	Polyester GF UL 94 V-0	PA 6.6 GF 25 UL 94 V-0
Contacts	Copper alloy	
Contact finish	hard-gold-plated over nickel, solder area tin plated	
Shell	steel tin plated over nickel	
Working voltage	100 V _{DC} Insulation Gr. A according to VDE 0100 *	60 V _{DC} Insulation Gr. A according to VDE 0100 *
Dielectric stand. voltage	424 V _{DC} standard 707 V _{DC} „high voltage“	424 V _{DC}
Contact resistance	max. 10mΩ with no load Δ R max. 10 mΩ with load according to din 41652 part. 2	
Insulation resistance	depending on quality class 1 ≥ 10 ¹² Ω 2 ≥ 10 ¹¹ Ω 3 ≥ 10 ⁸ Ω	
Current rating	straight version: 5,0 A (20° C) angled version: 2,5 A (20° C)	straight version: 3,0 A (20° C) angled version: 2,5 A (20° C)
Voltage surge 10/750 μs	300 V standard 500 V „high voltage“	300 V standard
Mating-/ unmating forces	9-pol. ≤ 30/29 N 15-pol. ≤ 50/33 N 25-pol. ≤ 83/56 N 37-pol. ≤ 123/82 N 50-pol. ≤ 167/111 N	15-pol. ≤ 50/33 N 26-pol. ≤ 83/56 N 44-pol. ≤ 110/74 N
Temperature range storage	- 55° C /to + 125° C	
Temperature range working	- 25° C /to + 105° C	- 25° C /to + 85° C
Humidity	40° C / 85% relative	
Capacitor values	/type 1 min. 144 pF max. 216 pF /type 2 min. 240 pF max. 360 pF /type 3 min. 296 pF max. 444 pF /type 4 min. 664 pF max. 996 pF /type 5 min. 1040 pF max. 1560 pF	/type 3 min. 296 pF max. 444 pF /type 4 min. 664 pF max. 996 pF
Quality class	/Quality class 3 = 50 mating cycles /Quality class 2 = 200 mating cycles /Quality class 1 = 500 mating cycles	

Mouser Electronics

Authorized Distributor

Click to View Pricing, Inventory, Delivery & Lifecycle Information:

CONEC:

<u>241A21320X</u>	<u>241A21330X</u>	<u>241A21340X</u>	<u>241A21350X</u>	<u>241A21360X</u>	<u>241A21370X</u>	<u>241A21380X</u>	<u>241A21390X</u>
<u>241A21400X</u>	<u>241A21410X</u>	<u>241A21420X</u>	<u>241A21430X</u>	<u>241A21440X</u>	<u>241A21450X</u>	<u>241A21460X</u>	<u>241A21470X</u>
<u>242A21250X</u>	<u>242A21260X</u>	<u>242A21270X</u>	<u>242A21280X</u>	<u>242A21290X</u>	<u>242A21300X</u>	<u>242A21310X</u>	<u>242A21320X</u>
<u>242A21330X</u>	<u>242A21340X</u>	<u>242A21350X</u>	<u>242A21360X</u>	<u>242A21370X</u>	<u>242A21380X</u>	<u>242A21390X</u>	<u>242A21400X</u>