

used for:	D-SUB
-----------	-------

C

B

- A

Directive 2002/95/EC RoHS compliant

A

4

3

2

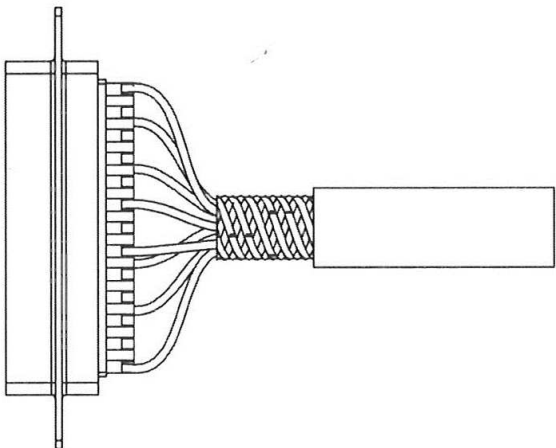
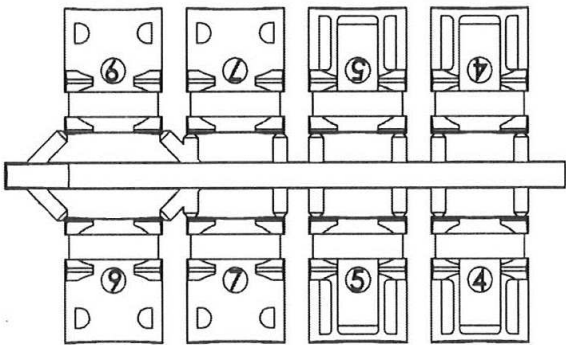
1

used for: D-SUB

ASSEMBLY INSTRUCTION:

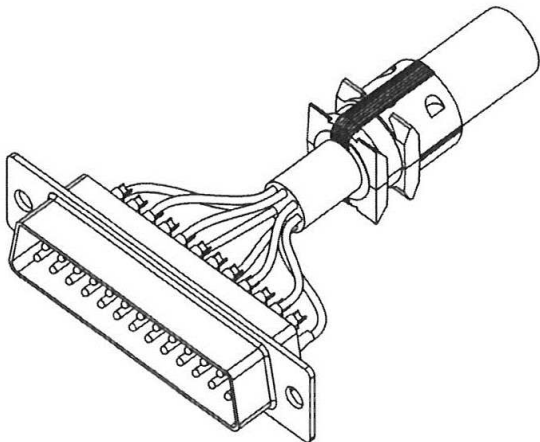
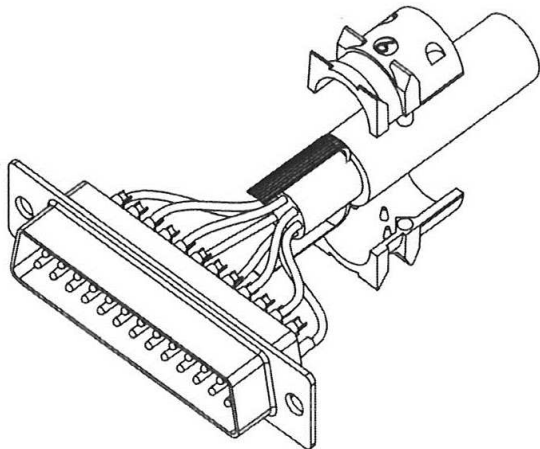
Use two halves of strain relief
different sizes can be mixed

Strip cable 18mm and
shape cable to two pigtails



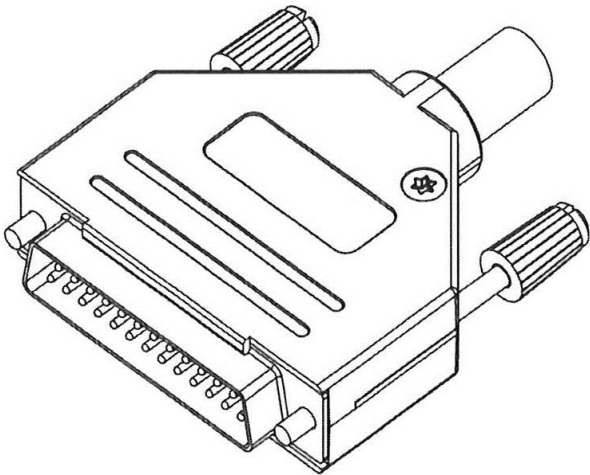
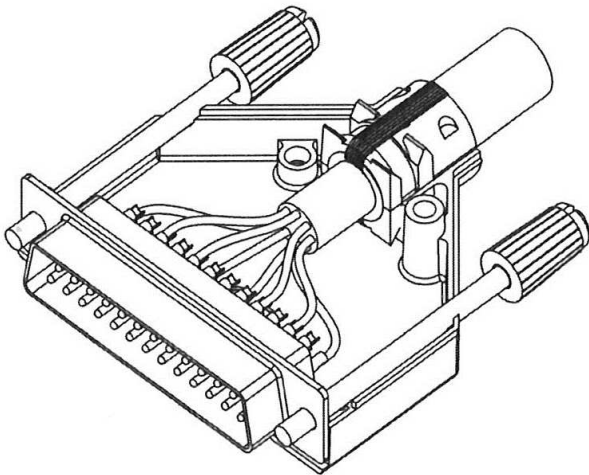
Attach the strain relief around the cable

Bend cable shielding back
on outside of strain relief

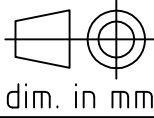



Mount connector and cable
into the backshell

Assemble the other half
screwing force: 100-120 Ncm.



THIS DRAWING MAY NOT BE COPIED OR
REPRODUCED IN ANY WAY, AND MAY NOT
BE PASSED ON TO A THIRD PARTY WITHOUT
WRITTEN PERMISSION.
OWNERSHIP AND COPYRIGHT OF CONEC GmbH
DO NOT ALTER CAD DRAWING BY HAND

				tolerance		 dim. in mm
rev.	description	date	name			
				2011	date	name
				drawn	30.11.	Lehmenkühler
				appd.	30.11.	Fischer
				norm		
				d-old		
a	Original					

scale:		
material:		
title:	ASSEMBLY INSTRUCTION METAL HOOD 9-37pos. EMI/RFI SHIELDING with straight cable exit and jack screws	
dwg no:	16K1A714	DIN-A 4
part no:	SEE SHEET 1	
	sh:2/2	

4

3

2

1

Mouser Electronics

Authorized Distributor

Click to View Pricing, Inventory, Delivery & Lifecycle Information:

[CONEC:](#)

[165X02639XE](#)