

Notes:

1. Electrical Specifications:

- Meets EIA/TIA-568-B.2 Cat.5e Specification
- Contact Resistance: 20mOhm max.
- Insulation Resistance: 500MOhm min. @ 100 VDC
- Current Rating: 1.2A max. at 25°C
- Working Voltage: 100 VDC
- DWV: 1000 VDC/60s Contact to Contact, 1500 VDC/60s Contact to Metal Shell
- Operating Temperature: -40°C to +85°C

2. Material and Finish:

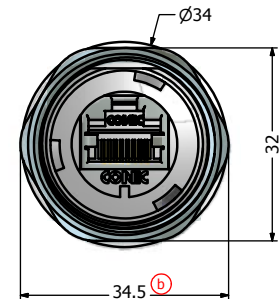
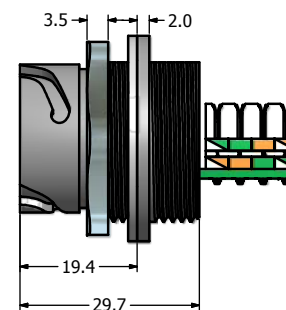
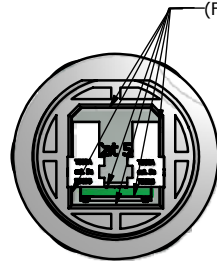
- Receptacle Housing: Polyester (Color: See Part Number Table); UL94 V-0
- Cover Coupling Ring: Polyester (Black); UL94 V-0
- Panel Nut: Brass, Finish: Nickel Plated
- Panel Gasket: Silicon, Color: White
- Cover Gasket: Silicon, Color: White
- Tether: Polycarbonate, Color: Black
- Cat.5e RJ45 IDC Jack Metal Shell: Copper Alloy, Nickel Plated
- Cat.5e RJ45 IDC Jack Plastic Housing: Glass filled PBT UL94 V-0, Color: Black
- Cat.5e RJ45 IDC Jack Contacts: Phosphor Bronze, Finish: 50u" Gold min. over Nickel

3. Connector can be front or rear mounted to a maximum panel thickness of 3.2mm.

4. IP67 rated when covered or fully mated with the appropriate mating connector

5. RoHS compliant

Sealed with Sealing Compound, provides IP67 even when uncovered (For potted version only)



Directive 2002/95/EC RoHS Compliant

Description	Potted Colored Plastic Receptacle Housing with Shielded Cat.5e RJ45 IDC Jack + Black Cover					
Plastic Receptacle Housing Color	Black	Blue	Green	Yellow	Red	White
Part Number	17-10037	17-102714	17-102724	17-102734	17-102744	17-102754

<small>THIS DRAWING MAY NOT BE COPIED, OR REPRODUCED IN ANY WAY AND MAY NOT BE PASSED ON TO A THIRD PARTY WITHOUT WRITTEN PERMISSION. OWNERSHIP AND COPYRIGHT OF CONEC CORPORATION</small> DO NOT ALTER CAD DRAWING BY HAND	Customer:			<small>Tolerance Unless otherwise specified</small> 0 PLC ±0.50 1 PLC ±0.38 2 PLC ±0.25 3 PLC ±0.10 ANGLES ±3°		Scale: 1:2:1	Dim. in mm
	Name	Title	Approval Date			Material: See Notes	
						Potted Receptacle & Cover Kit Colored Plastic Receptacle Housing with Shielded Cat. 5e RJ45 IDC Jack	
b	original	Mar/08/2011	Vincent ke			Drawing No.: 17K1A195	DIN A3
a	Changes	Date	Name			Part No.: SEE PART NUMBER TABLE	Sheet 1/1

CONEC

Mouser Electronics

Authorized Distributor

Click to View Pricing, Inventory, Delivery & Lifecycle Information:

[CONEC:](#)

[17-10037](#)