

CPINU5208-HF

RoHS Device
Halogen Free

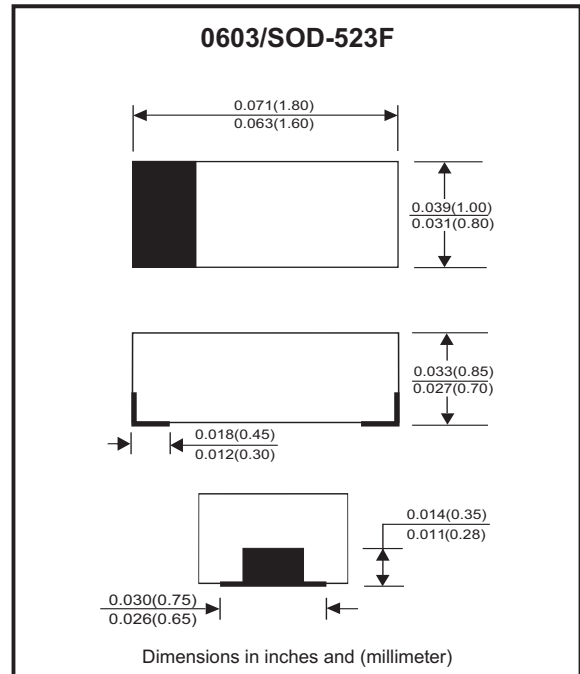


Features

- Suitable for Antenna Switches in Portable Two-way Radios.
- Very Low Series Resistance.
- Low Capacitance.

Mechanical data

- Case: 0603/SOD-523F standard package, molded plastic.
- Terminals: Gold plated, solderable per MIL-STD-750, method 2026.
- Polarity: Indicated by cathode band.
- Weight: 0.003 grams(approx.).



Circuit Diagram



Maximum Rating (at TA=25°C unless otherwise noted)

Parameter	Symbol	Rating	Unit
Reverse Voltage	V _R	35	V
Power Dissipation (Note 1)	P _D	300	mW
Junction Temperature	T _J	150	°C
Storage Temperature Range	T _{STG}	-55~+150	°C

Note: 1. Mounting on glass epoxy PCB (50mm x 50mm x 1.6mm).

Electrical Characteristics (at TA=25°C unless otherwise noted)

Parameter	Conditions	Symbol	Min	Typ	Max	Unit
Reverse Current	V _R = 35V	I _R	-	-	10	μA
Reverse Current	V _R = 25V	I _R	-	-	100	nA
Forward Voltage	I _F = 10mA	V _F	-	-	1.0	V
Diode Capacitance	V _R = 20V , f = 100MHz	C _T	-	-	0.9	pF
Forward Series Resistance	I _F = 10mA , f = 100MHz	R _{fs}	-	0.45	0.70	Ω

Company reserves the right to improve product design , functions and reliability without notice.

REV:A

TYPICAL RATING AND CHARACTERISTIC CURVES (CPINU5208-HF)

Fig.1 - Forward Current VS. Forward Voltage

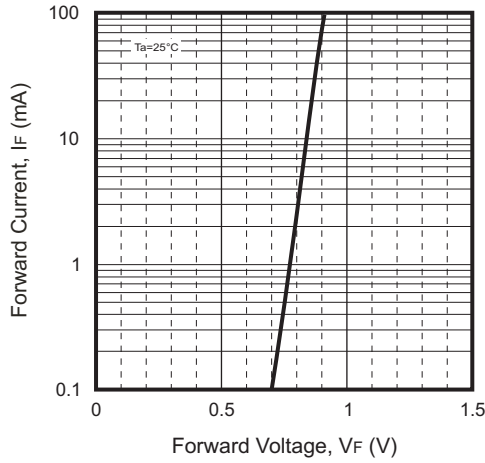


Fig.2 - Reverse Current VS. Reverse Voltage

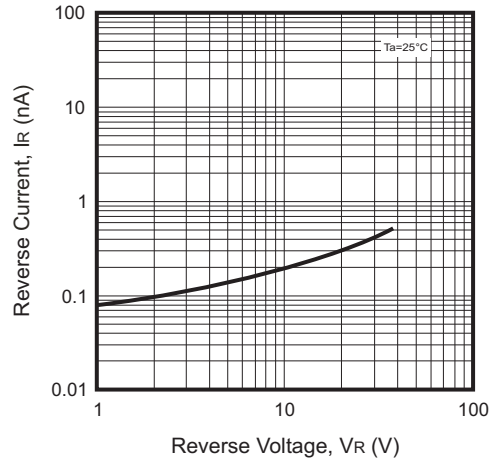


Fig.3 - Forward Series Resistance VS. Forward Current

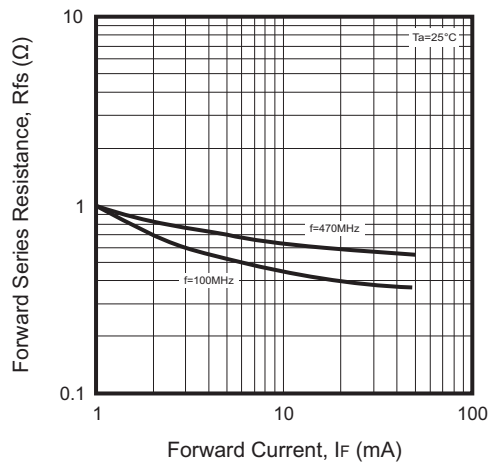
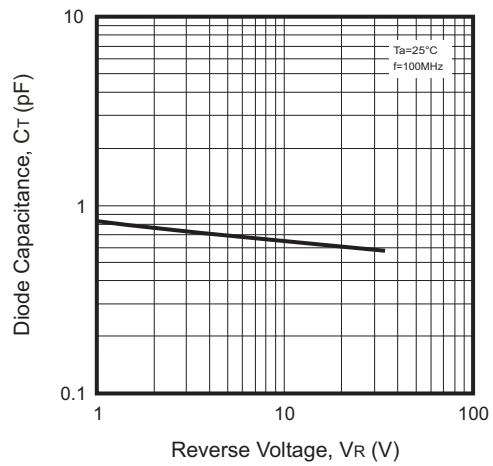
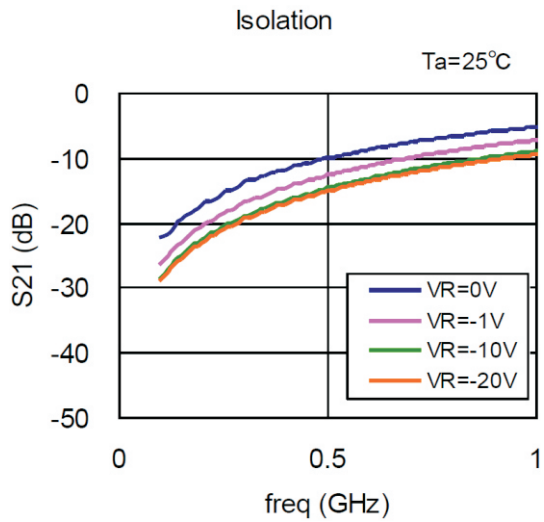
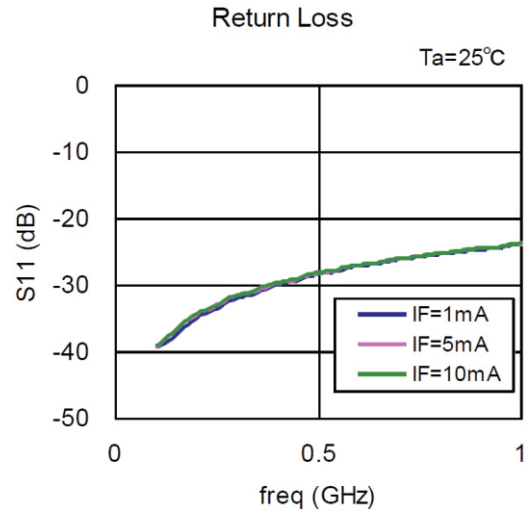
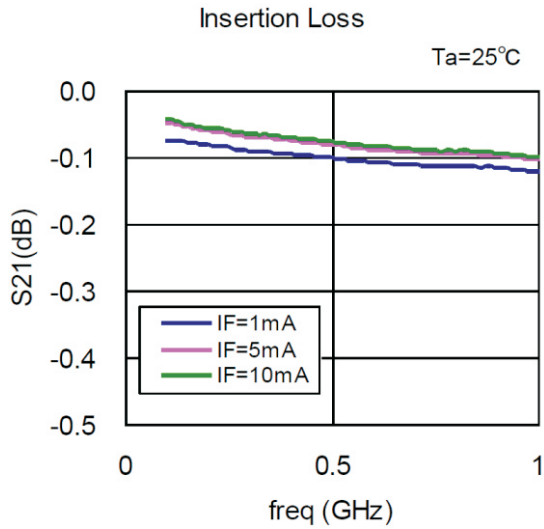


Fig.4 - Diode Capacitance VS. Reverse Voltage

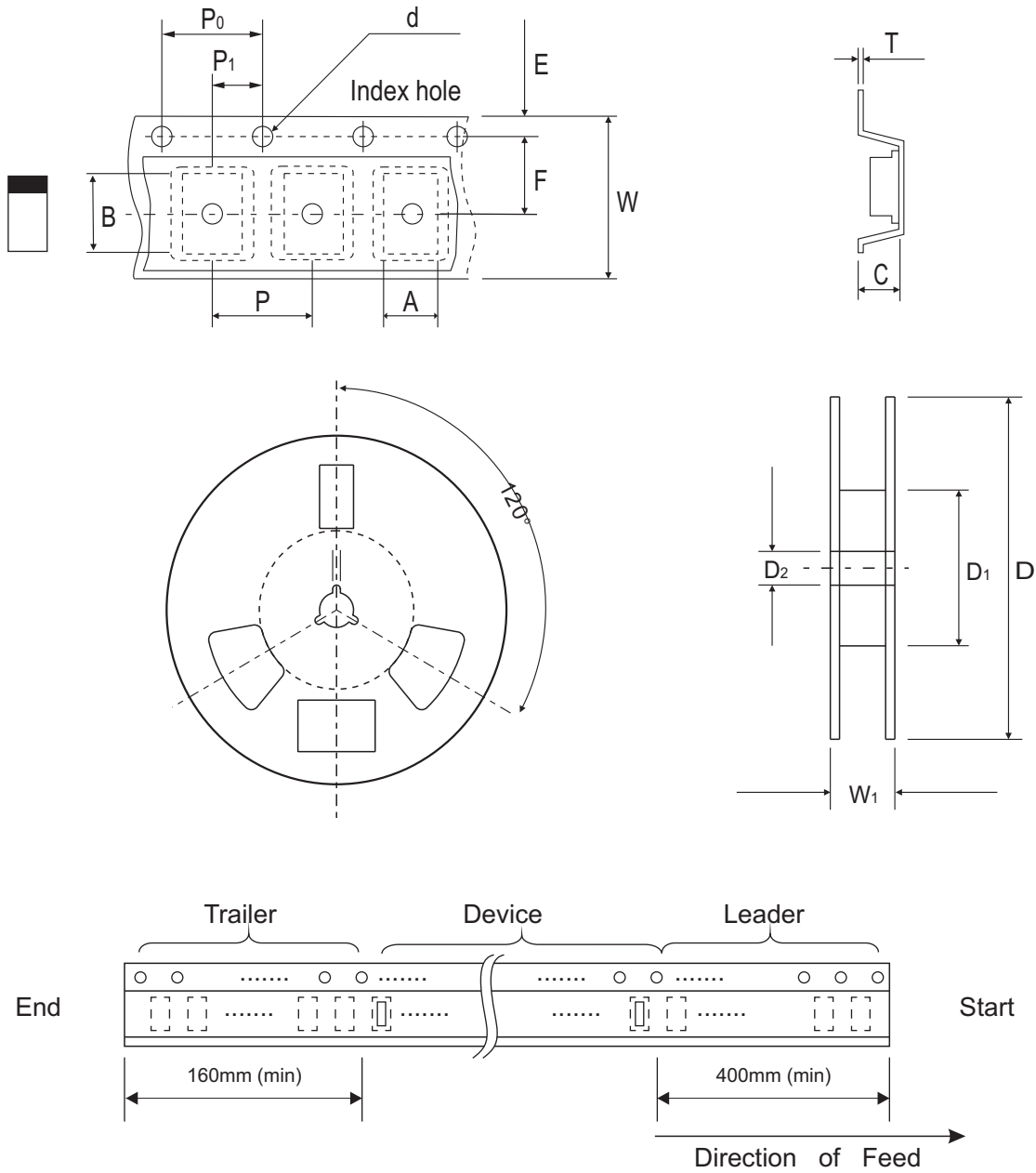


TYPICAL RATING AND CHARACTERISTIC CURVES (CPINU5208-HF)



Note: Series configuration. Zo=50Ω
Losses of test fixtures are excluded from the measuring data.

Reel Taping Specification



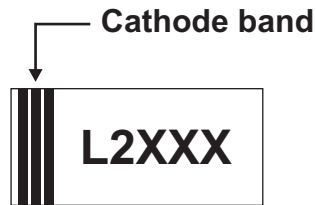
0603 (SOD-523F)	SYMBOL	A	B	C	d	D	D ₁	D ₂
	(mm)	1.16 ± 0.10	1.90 ± 0.10	0.95 ± 0.10	1.50 + 0.10 - 0	178.00 ± 1.00	60.00 ± 0.50	13.50 ± 0.20
	(inch)	0.046 ± 0.004	0.075 ± 0.004	0.037 ± 0.004	0.059 + 0.004 - 0	7.008 ± 0.039	2.362 ± 0.020	0.531 ± 0.008

0603 (SOD-523F)	SYMBOL	E	F	P	P ₀	P ₁	T	W	W ₁
	(mm)	1.75 ± 0.10	3.50 ± 0.05	4.00 ± 0.10	4.00 ± 0.10	2.00 ± 0.05	0.22 + 0.10 - 0.05	8.00 ± 0.20	12.00 + 0.50 - 0
	(inch)	0.069 ± 0.004	0.138 ± 0.002	0.157 ± 0.004	0.157 ± 0.004	0.079 ± 0.002	0.009 + 0.004 - 0.002	0.315 ± 0.008	0.472 + 0.020 - 0

Company reserves the right to improve product design, functions and reliability without notice.

Marking Code

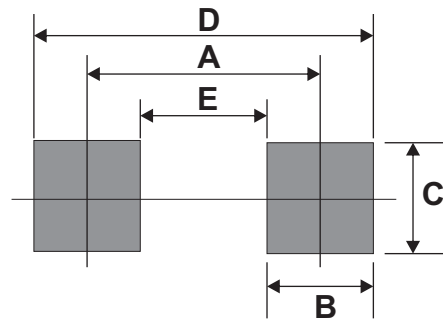
Part Number	Marking Code
CPINU5208-HF	L2XXX



XXX = Lot code (3~4 digits)

Suggested PAD Layout

SIZE	0603/SOD-523F	
	(mm)	(inch)
A	1.70	0.067
B	0.60	0.024
C	0.80	0.031
D	2.30	0.091
E	1.10	0.043



Standard Packaging

Case Type	REEL PACK	
	REEL (pcs)	Reel Size (inch)
0603/ SOD-523F	4,000	7

Mouser Electronics

Authorized Distributor

Click to View Pricing, Inventory, Delivery & Lifecycle Information:

[Comchip Technology:](#)

[CPINU5208-HF](#)