


ATV02W5V0-HF Thru ATV02W191-HF

Working Peak Reverse Voltage:5.0-190 Volts

Peak Pulse Power:200 Watts

RoHS Device

Halogen Free

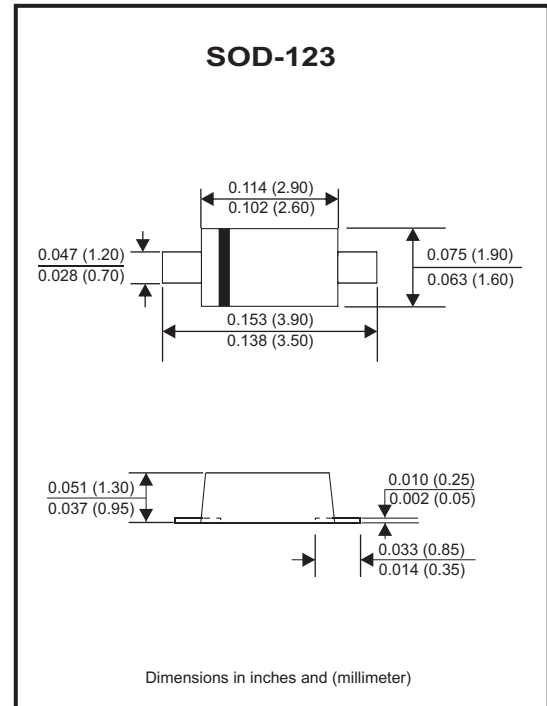


Features

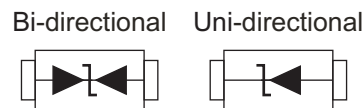
- Glass passivated chip.
- Low leakage current.
- 200W peak pulse power capability with a 10/1000 μ s waveform, repetitive rate (duty cycle):0.01%.
- Uni and bidirectional unit.
- Excellent clamping capability.
- Very fast response time.
- Comply with AEC-Q101

Mechanical data

- Case: Molded plastic.
- Epoxy: UL 94V-0 rate flame retardant.
- Lead: Solderable per MIL-STD-750, method 2026.
- Polarity: Color band denotes cathode end except bipolar.
- Mounting position: Any.
- Weight: 0.016 grams(approx).



Circuit Diagram



Maximum Rating and Electrical Characteristics

Ratings at 25°C ambient temperature unless otherwise specified.
Single phase, half wave, 60Hz, resistive or inductive load.
For capacitive load, derate current by 20%.

Parameter	Symbol	Value	Unit	
Peak power dissipation at 10/1000 μ s waveform (Note 1)	PPP	200	W	
Peak power dissipation at 8/20 μ s waveform (Note 1)	PPP	1000	W	
Peak pulse current with a 10/1000 μ s waveform (Note 1)	IPP	See next table	A	
Power dissipation on infinite heatsink at T _L = 75°C	PD	0.4	W	
Peak forward surge current, 8.3ms single half sine-wave unidirectional only (Note 2)	IFSM	20	A	
Max.instantaneous forward voltage at 25A for unidirectional only	V _F	3.5	V	
Typical thermal resistance (Note 3)	Junction to ambient	R _{θJA}	200	°C/W
	Junction to case	R _{θJC}	100	
Operating junction and storage temperature range	T _J ,T _{STG}	-55 to +150	°C	

Notes: 1. Non-repetitive current pulse, per Fig.3 and derated above T_A=25°C per Fig.1
2. Measured on 8.3ms single half sine-wave or equivalent square wave, duty cycle=4 pulses per minute maximum.
3. Thermal resistance from junction to ambient and from junction to case, mounted on 10x10mm copper pad areas.

Rating and Characteristic Curves (ATV02W5V0-HF Thru. ATV02W191-HF)

Fig. 1 - Pulse Derating Curve

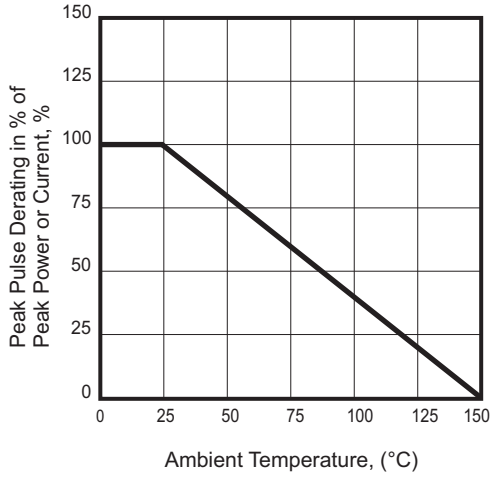


Fig.2 - Steady State Power Derating Curve

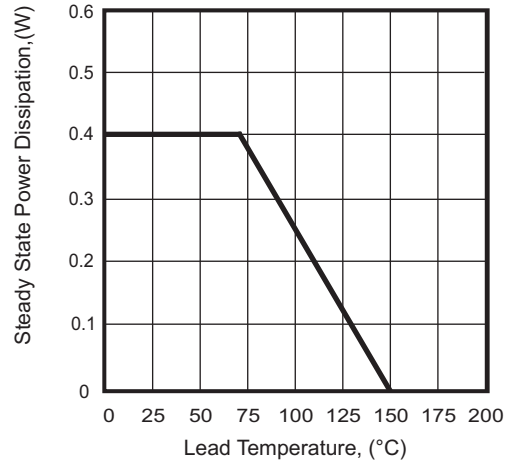


Fig. 3 - Pulse Waveform

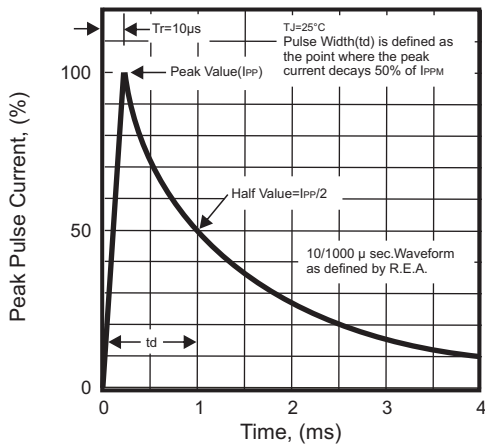


Fig. 4 - Peak Pulse Power Rating Curve

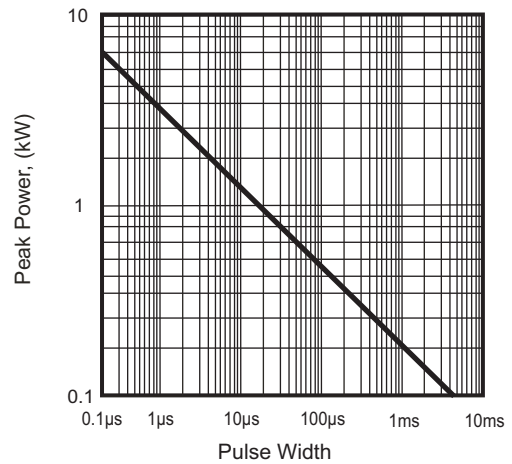


Fig. 5 - Maximum non-repetitive surge current

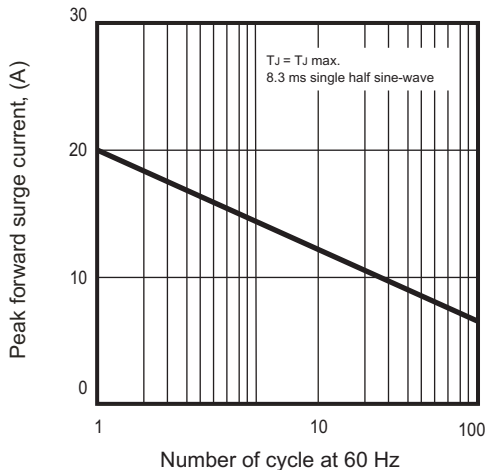
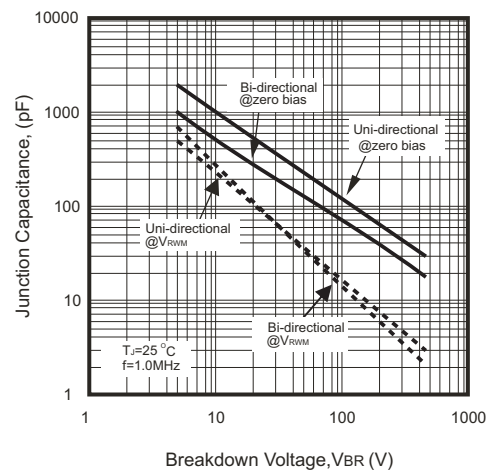


Fig.6 - Typical Junction Capacitance



SMD Transient Voltage Suppressor

Electrical Characteristics (ATV02W5V0-HF Thru. ATV02W191-HF)

Part No	Absolute Maximum Rating (Ta=25°C)				V _C (Max.) @ IPP	IPP @ 10/1000us	I _R @ V _{RWM}	Marking Code	
	V _{RWM}	V _{BR} Min.	V _{BR} Max.	I _T				Uni	Bi
	(V)	(V)	(V)	(mA)	(V)	(A)	(uA)		
ATV02W5V0(B)-HF	5.0	6.40	7.00	10	9.20	21.74	400	FE	KE
ATV02W6V0(B)-HF	6.0	6.67	7.37	10	10.3	19.42	400	FG	KG
ATV02W6V5(B)-HF	6.5	7.22	7.98	10	11.2	17.86	250	FK	KK
ATV02W7V0(B)-HF	7.0	7.78	8.60	10	12.0	16.67	100	FM	KM
ATV02W7V5(B)-HF	7.5	8.33	9.21	1	12.9	15.50	50	FP	KP
ATV02W8V0(B)-HF	8.0	8.89	9.83	1	13.6	14.71	25	FR	KR
ATV02W8V5(B)-HF	8.5	9.44	10.40	1	14.4	13.89	10	FT	KT
ATV02W9V0(B)-HF	9.0	10.00	11.10	1	15.4	12.99	5	FV	KV
ATV02W100(B)-HF	10.0	11.10	12.30	1	17.0	11.76	2.5	FX	KX
ATV02W110(B)-HF	11.0	12.20	13.50	1	18.2	10.99	2.5	FZ	KZ
ATV02W120(B)-HF	12.0	13.30	14.70	1	19.9	10.05	2.5	HE	LE
ATV02W130(B)-HF	13.0	14.40	15.90	1	21.5	9.30	1	HG	LG
ATV02W140(B)-HF	14.0	15.60	17.20	1	23.2	8.62	1	HK	LK
ATV02W150(B)-HF	15.0	16.70	18.50	1	24.4	8.20	1	HM	LM
ATV02W160(B)-HF	16.0	17.80	19.70	1	26.0	7.69	1	HP	LP
ATV02W170(B)-HF	17.0	18.90	20.90	1	27.6	7.25	1	HR	LR
ATV02W180(B)-HF	18.0	20.00	22.10	1	29.2	6.85	1	HT	LT
ATV02W190(B)-HF	19.0	21.10	23.30	1	30.6	6.54	1	HB	LB
ATV02W200(B)-HF	20.0	22.20	24.50	1	32.4	6.17	1	HV	LV
ATV02W220(B)-HF	22.0	24.4	26.90	1	35.5	5.63	1	HX	LX
ATV02W240(B)-HF	24.0	26.70	29.50	1	38.9	5.14	1	HZ	LZ
ATV02W260(B)-HF	26.0	28.90	31.90	1	42.1	4.75	1	JE	ME
ATV02W280(B)-HF	28.0	31.10	34.40	1	45.4	4.41	1	JG	MG
ATV02W300(B)-HF	30.0	33.30	36.80	1	48.4	4.13	1	JK	MK
ATV02W330(B)-HF	33.0	36.70	40.60	1	53.3	3.75	1	JM	MM
ATV02W360(B)-HF	36.0	40.00	44.20	1	58.1	3.44	1	JP	MP
ATV02W400(B)-HF	40.0	44.40	49.10	1	64.5	3.10	1	JR	MR
ATV02W430(B)-HF	43.0	47.80	52.80	1	69.4	2.88	1	JT	MT
ATV02W450(B)-HF	45.0	50.00	55.30	1	72.7	2.75	1	JV	MV
ATV02W480(B)-HF	48.0	53.30	58.90	1	77.4	2.58	1	JX	MX
ATV02W510(B)-HF	51.0	56.70	62.70	1	82.4	2.43	1	JZ	MZ
ATV02W540(B)-HF	54.0	60.00	66.30	1	87.1	2.30	1	XE	NE
ATV02W580(B)-HF	58.0	64.40	71.20	1	93.6	2.14	1	XG	NG
ATV02W600(B)-HF	60.0	66.70	73.70	1	96.8	2.07	1	XK	NK
ATV02W640(B)-HF	64.0	71.10	78.60	1	103.0	1.94	1	XM	NM
ATV02W700(B)-HF	70.0	77.80	86.00	1	113.0	1.77	1	XP	NP
ATV02W750(B)-HF	75.0	83.30	92.10	1	121.0	1.65	1	XR	NR
ATV02W780(B)-HF	78.0	86.70	95.80	1	126.0	1.59	1	XT	NT
ATV02W800(B)-HF	80.0	88.80	97.60	1	129.0	1.55	1	XB	NB
ATV02W850(B)-HF	85.0	94.40	104.00	1	137.0	1.46	1	XV	NV
ATV02W900(B)-HF	90.0	100.00	111.00	1	146.0	1.37	1	XX	NX
ATV02W101(B)-HF	100.0	111.00	123.00	1	162.0	1.23	1	XZ	NZ
ATV02W111(B)-HF	110.0	122.00	135.00	1	177.0	1.13	1	TE	PE
ATV02W121(B)-HF	120.0	133.00	147.00	1	193.0	1.04	1	TG	PG
ATV02W131(B)-HF	130.0	144.00	159.00	1	209.0	0.96	1	TK	PK
ATV02W141(B)-HF	140.0	155.00	171.00	1	224.0	0.89	1	TB	PB
ATV02W151(B)-HF	150.0	167.00	185.00	1	243.0	0.82	1	TM	PM
ATV02W161(B)-HF	160.0	178.00	197.00	1	259.0	0.77	1	TP	PP
ATV02W171(B)-HF	170.0	189.00	209.00	1	275.0	0.73	1	TR	PR
ATV02W181(B)-HF	180.0	200.00	220.00	1	292.0	0.68	1	TT	PT
ATV02W191(B)-HF	190.0	211.00	232.00	1	308.0	0.65	1	TV	PV

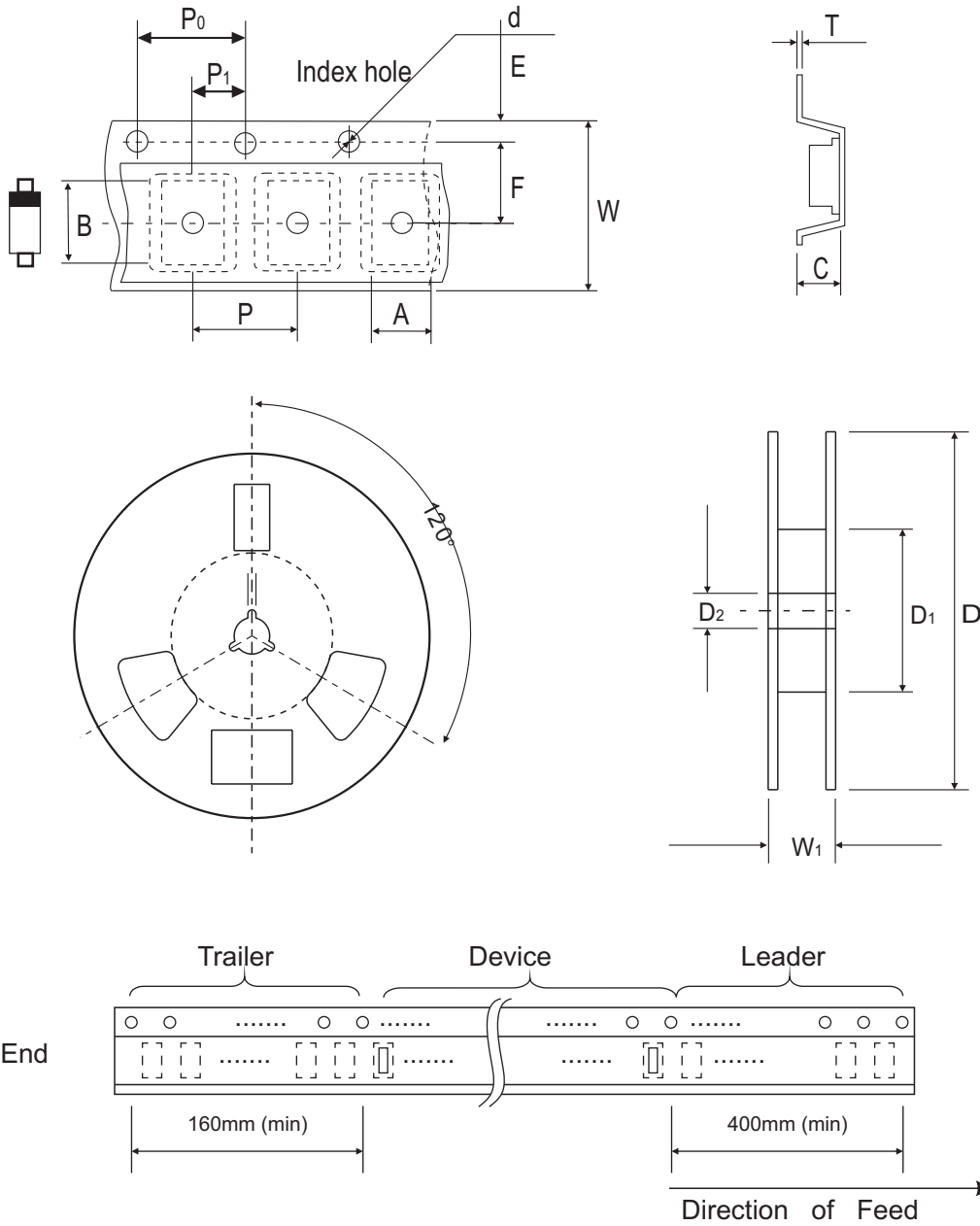
Notes:

1. Suffix B after part number to specify bi-directional devices.
2. For Bi-Directional devices having V_R of 10 volts and under, the I_R limit is double.

Company reserves the right to improve product design , functions and reliability without notice.

REV: C

Reel Taping Specification

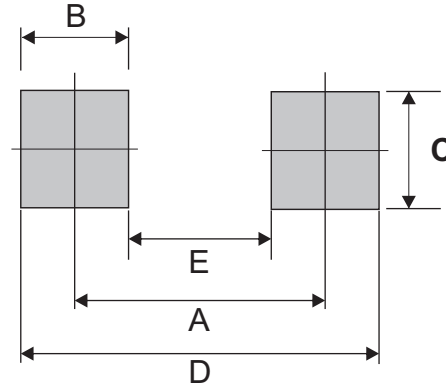


SOD-123	SYMBOL	A	B	C	d	D	D1	D2
	(mm)	1.85 ± 0.10	3.94 ± 0.10	1.57 ± 0.10	1.55 ± 0.05	178.00 ± 1.00	50.00 Min.	13.00 ± 0.20
	(inch)	0.073 ± 0.004	0.155 ± 0.004	0.062 ± 0.004	0.061 ± 0.002	7.008 ± 0.039	1.969 Min.	0.512 ± 0.008

SOD-123	SYMBOL	E	F	P	P0	P1	W	W1
	(mm)	1.75 ± 0.10	3.50 ± 0.05	4.00 ± 0.10	4.00 ± 0.10	2.00 ± 0.05	8.00 ± 0.10	11.40 Max.
	(inch)	0.069 ± 0.004	0.138 ± 0.002	0.157 ± 0.004	0.157 ± 0.004	0.079 ± 0.002	0.315 ± 0.004	0.449 Max.

Suggested PAD Layout

SIZE	SOD-123	
	(mm)	(inch)
A	2.90	0.114
B	1.30	0.051
C	1.40	0.055
D	4.20	0.165
E	1.60	0.063



Standard Packaging

Case Type	REEL PACK	
	REEL (pcs)	Reel Size (inch)
SOD-123	3,000	7

Mouser Electronics

Authorized Distributor

Click to View Pricing, Inventory, Delivery & Lifecycle Information:

[Comchip Technology:](#)

[ATV02W780B-HF](#) [ATV02W600-HF](#) [ATV02W130-HF](#) [ATV02W100-HF](#) [ATV02W191B-HF](#) [ATV02W8V0B-HF](#)
[ATV02W181B-HF](#) [ATV02W9V0B-HF](#) [ATV02W200B-HF](#) [ATV02W190B-HF](#) [ATV02W120-HF](#) [ATV02W180B-HF](#)
[ATV02W6V5-HF](#) [ATV02W750-HF](#) [ATV02W430B-HF](#) [ATV02W170-HF](#) [ATV02W800B-HF](#) [ATV02W8V5-HF](#)
[ATV02W240B-HF](#) [ATV02W141B-HF](#) [ATV02W7V5B-HF](#) [ATV02W170B-HF](#) [ATV02W280-HF](#) [ATV02W580-HF](#)
[ATV02W360-HF](#) [ATV02W750B-HF](#) [ATV02W191-HF](#) [ATV02W510-HF](#) [ATV02W131-HF](#) [ATV02W700-HF](#)
[ATV02W180-HF](#) [ATV02W151-HF](#) [ATV02W6V0B-HF](#) [ATV02W140B-HF](#) [ATV02W150-HF](#) [ATV02W360B-HF](#)
[ATV02W330-HF](#) [ATV02W121B-HF](#) [ATV02W480B-HF](#) [ATV02W480-HF](#) [ATV02W640B-HF](#) [ATV02W900-HF](#)
[ATV02W900B-HF](#) [ATV02W101-HF](#) [ATV02W130B-HF](#) [ATV02W131B-HF](#) [ATV02W400B-HF](#) [ATV02W430-HF](#)
[ATV02W260-HF](#) [ATV02W190-HF](#) [ATV02W160B-HF](#) [ATV02W140-HF](#) [ATV02W200-HF](#) [ATV02W6V0-HF](#)
[ATV02W6V5B-HF](#) [ATV02W450-HF](#) [ATV02W120B-HF](#) [ATV02W400-HF](#) [ATV02W7V5-HF](#) [ATV02W8V5B-HF](#)
[ATV02W9V0-HF](#) [ATV02W8V0-HF](#) [ATV02W171B-HF](#) [ATV02W100B-HF](#) [ATV02W700B-HF](#) [ATV02W171-HF](#)
[ATV02W780-HF](#) [ATV02W240-HF](#) [ATV02W160-HF](#) [ATV02W150B-HF](#) [ATV02W800-HF](#) [ATV02W7V0B-HF](#)
[ATV02W280B-HF](#) [ATV02W580B-HF](#) [ATV02W450B-HF](#) [ATV02W5V0B-HF](#) [ATV02W110B-HF](#) [ATV02W510B-HF](#)
[ATV02W640-HF](#) [ATV02W161-HF](#) [ATV02W300B-HF](#) [ATV02W540B-HF](#) [ATV02W850B-HF](#) [ATV02W111B-HF](#)
[ATV02W111-HF](#) [ATV02W7V0-HF](#) [ATV02W220B-HF](#) [ATV02W101B-HF](#) [ATV02W151B-HF](#) [ATV02W540-HF](#)
[ATV02W141-HF](#) [ATV02W330B-HF](#) [ATV02W260B-HF](#) [ATV02W121-HF](#) [ATV02W5V0-HF](#) [ATV02W161B-HF](#)
[ATV02W110-HF](#) [ATV02W600B-HF](#) [ATV02W300-HF](#) [ATV02W850-HF](#)