


BMP3xy

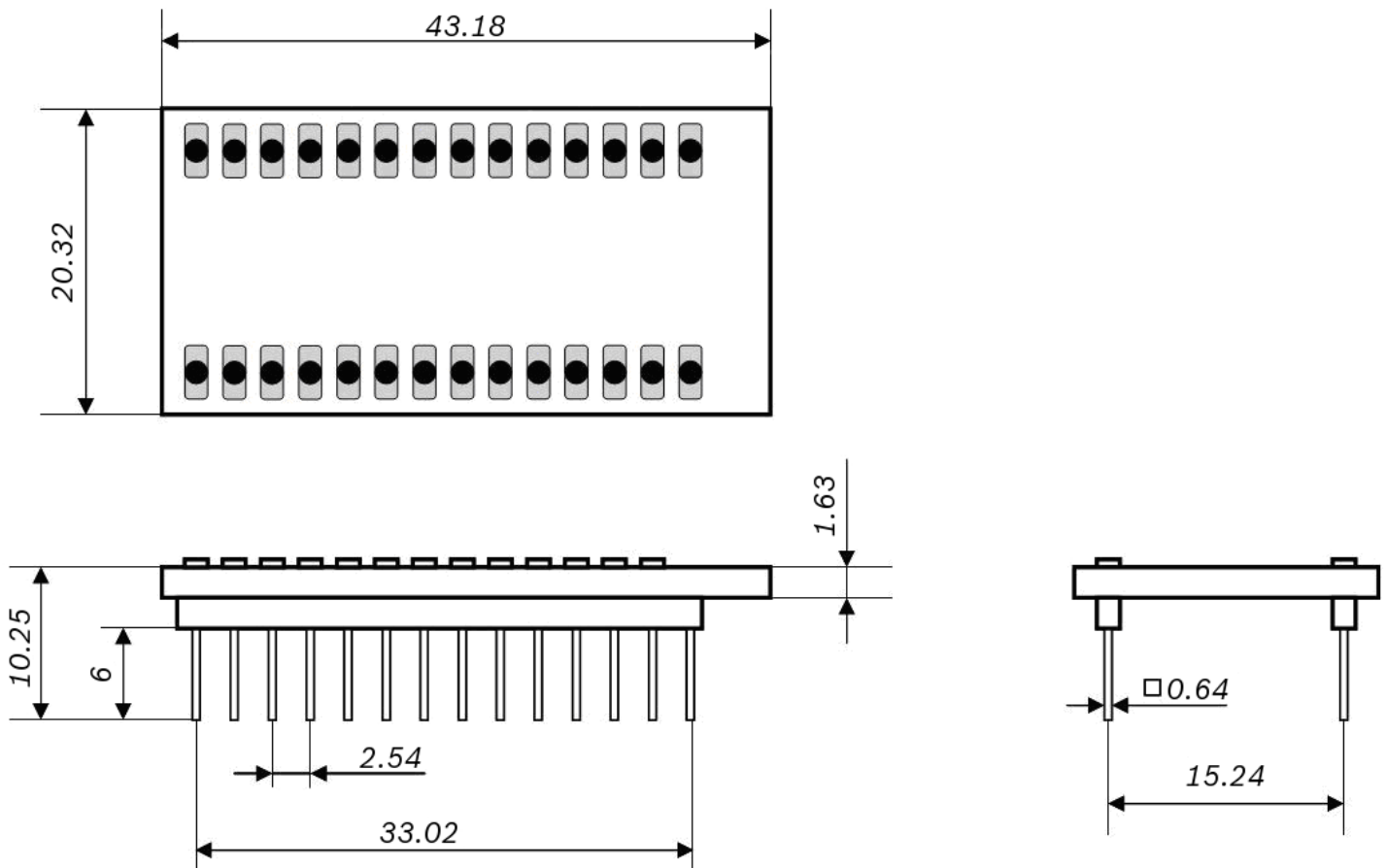
Shuttle board

GENERAL DESCRIPTION

The Bosch Sensortec BMP3xy shuttle board is a PCB with a BMP3xy pressure and temperature sensor mounted on it. It allows easy access to the sensor's pins via a simple socket. As all Bosch Sensortec shuttle boards have identical footprint, they can be plugged into Bosch Sensortec's advanced development tools (e.g. Development Board). Of course, the BMP3xy shuttle board can also be used for customers' own implementation.

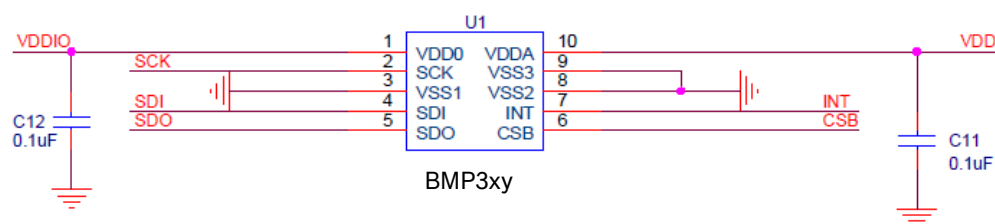


Note: Product photo may differ from real product's appearance.



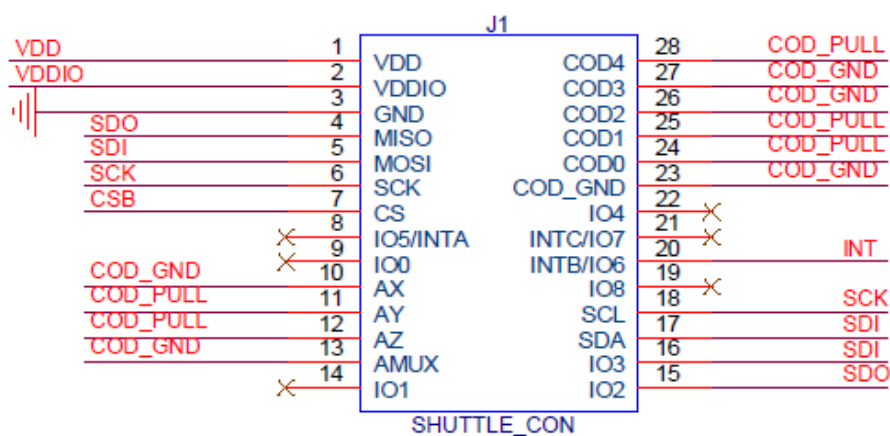
Shuttle board outline dimensions (all dimensions in mm)

BMP3xy Shuttle



Unless mentioned in value, all resistor and capacitor could use 0603

SID COD8 -> COD0
011010011



BMP3xy shuttle board electrical layout

DELIVERABLES

- ▶ BMP380 shuttle board
- ▶ BMP388 shuttle board
- ▶ BMP390 shuttle board

Headquarters Bosch Sensortec GmbH

Gerhard-Kindler-Strasse 9
72770 Reutlingen · Germany
Telephone +49 7121 3535 900
Fax +49 7121 3535 909

www.bosch-sensortec.com

Mouser Electronics

Authorized Distributor

Click to View Pricing, Inventory, Delivery & Lifecycle Information:

Bosch:

Shuttle Board BMP390L