


# BNO055 Shuttle Board

Bosch Sensortec



**BOSCH**  
Invented for life



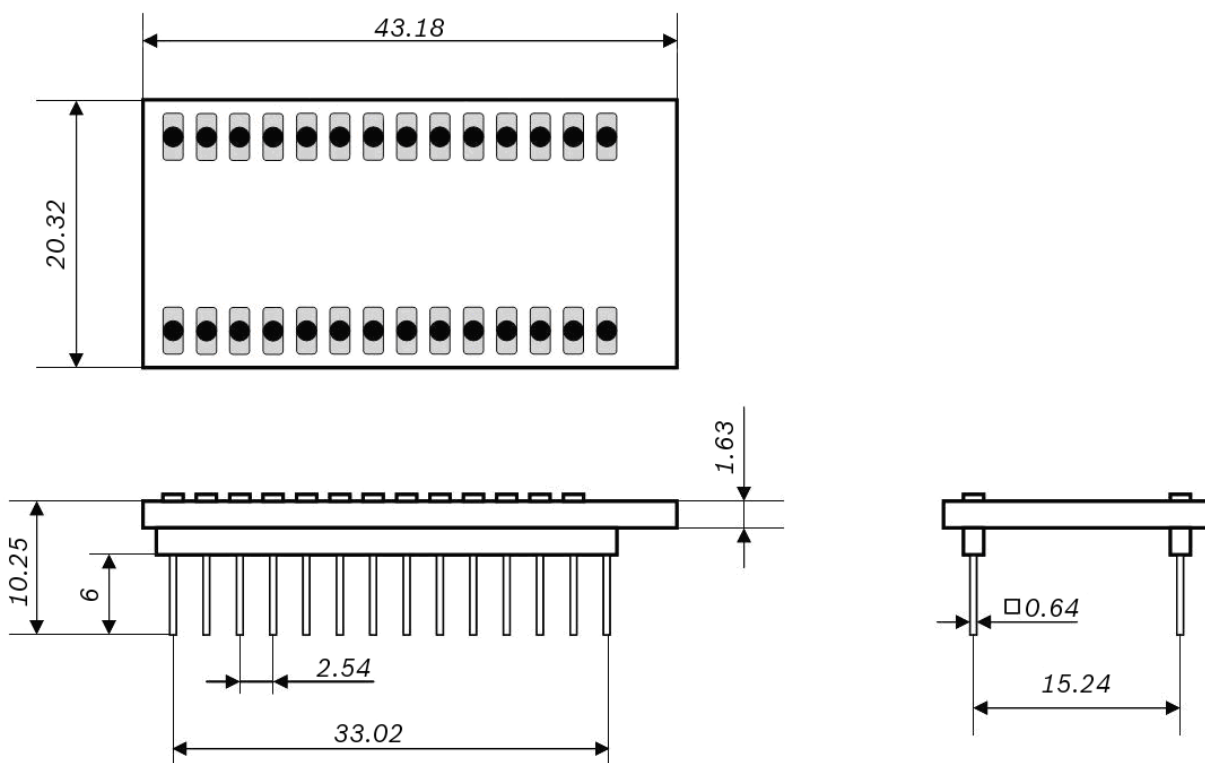
## Description

The Bosch Sensortec BNO055 shuttle board is a PCB with a BNO055 Absolute Orientation Sensor mounted on it.

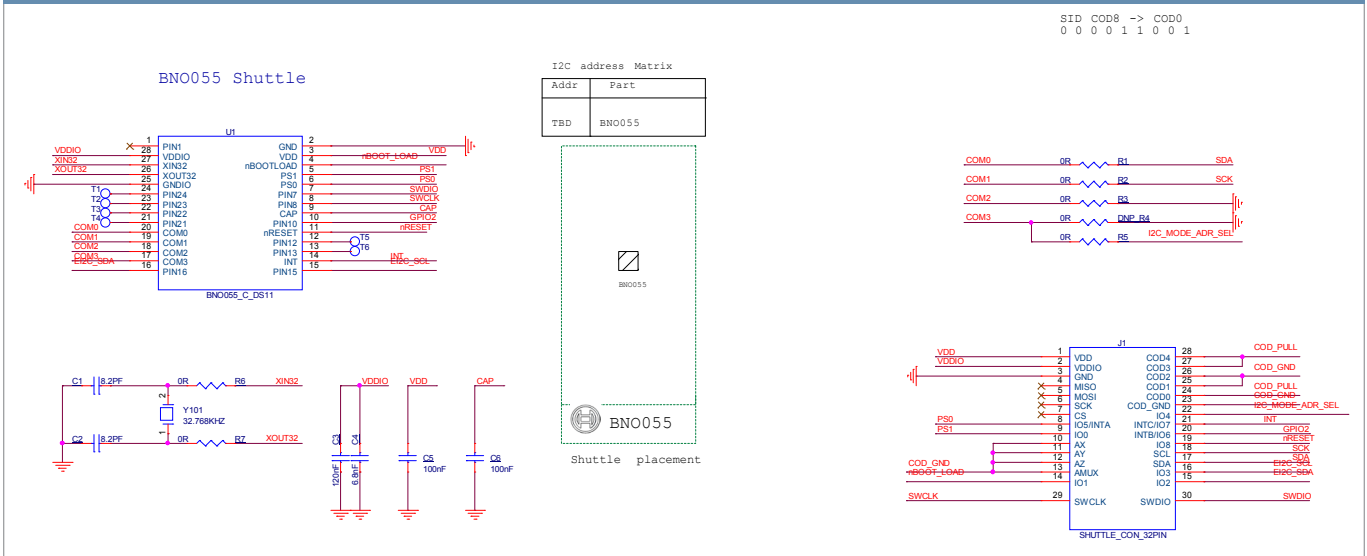
It allows easy access to the sensors pins via a simple socket. As all Bosch Sensortec sensor shuttle boards have identical footprint, they can be plugged into Bosch Sensortec's advanced development tools (e.g. the Development Board or Application Board). Of course, the BNO055 shuttle board can also be used for customer's own implementations.

Note: Product photo may differ from real product's appearance

Shuttle board outline dimensions (all dimensions in mm)



BNO055 shuttle board electrical layout



**Deliverables**

- BNO055 shuttle board

**Headquarters  
Bosch Sensortec GmbH**

Gerhard-Kindler-Strasse 9  
72770 Reutlingen · Germany  
Telephone +49 7121 3535 900  
Fax +49 7121 3535 909  
contact@bosch-sensortec.com  
[www.bosch-sensortec.com](http://www.bosch-sensortec.com)

# Mouser Electronics

Authorized Distributor

Click to View Pricing, Inventory, Delivery & Lifecycle Information:

[Bosch:](#)

[BNO055 Shuttle Board](#)