

VIA Embedded Product Guide 2015

Table of Contents

03 Enabling New Connected Experiences

04 Smart New Horizons

07 Customization Services – The Path2Production

08 Smart Connections

10 VIA Embedded ARM Solutions

13 ARM Software Packages and Services

17 VIA Embedded ARM Boards

ARM Pico-ITX

18 Quick Guide

19 VAB-1000

21 VAB-820

23 VAB-800

25 VAB-600

27 VIA Embedded ARM Systems

ARM Systems

28 Quick Guide

30 Viega Tablet

32 AMOS-820

34 AMOS-800

36 ALTA DS 2

38 ALTA DS

40 ARTiGO A900

42 VIA Embedded x86 Solutions

47 x86 Software Development Packages and Services

50 VIA Embedded x86 Boards

Pico-ITX

51 Quick Guide

52 EPIA-E900 (Pico-ITXe)

54 EPIA-P910

56 EPIA-P900

Mini-ITX

58 Quick Guide

59 EPIA-M920

61 EPIA-M910

64 EPIA-M900

66 EPIA-M860

68 VB7009

Computer-on-Module

70 Quick Guide

71 COMe-9X90

74 COMe-8X92

77 COMe-8X91

80 COMe-8X90

83 ETX-8X90

86 VIA Embedded x86 Systems

x86 Systems

87 Quick Guide

89 AMOS-3005

92 AMOS-3003

95 AMOS-3002

98 ARTiGO A1300

101 ARTiGO A1250

104 VIPRO VP7910

107 VIA Embedded Accessories

x86 Board Accessories

108 Power Boards: PWB-M120

108 Expansion Modules: PCIE-03, EXT-PCI

109 Expansion Modules: LPC-04, LPC-02, LPC-01

ARM & x86 Wireless Accessories

110 Wireless Modules: VNT9271/EMIO-1533,

Mobile Broadband Modules: EMIO-2550

Enabling New Connected Experiences

VIA Embedded provides the hardware, software, and cloud building blocks for creating innovative embedded systems and devices that unleash the awesome potential of ubiquitous connectivity and the Internet of Things to deliver amazing new connected experiences.

With our unrivaled range of platforms, systems, software, and customization services, we deliver a comprehensive array of solutions that not only accelerate product development cycles but also empower you to swiftly take advantage of new opportunities in the market. Our holistic approach to enabling the design of embedded systems and devices covers the entire product life cycle, from defining initial requirements through to longevity support, enabling you to maximize your return on investment.

Whether it's a fanless multiscreen digital signage system with awesome multimedia capabilities or an ultra low power industrial automation controller system, we have a wealth of experience and expertise in not only providing customized solutions that meet your exact requirements but also in developing ground-breaking new systems and devices that open up exciting new markets.



Smart New Horizons

In our increasingly connected world, the growing demand for seamless immersive experiences is opening up exciting new market opportunities across a broad spectrum of transportation, retail, entertainment, industrial, and home environments.

VIA Embedded is dedicated to enabling our customers to take advantage of these new opportunities by providing cutting-edge turnkey solutions that leverage the most advanced cloud, big data, IoT, M2M, and beacon technologies to facilitate the development and deployment of the richest sensory experience for a diverse range of applications.

Transportation

Passenger expectations for increased comfort and convenience are rapidly reshaping the landscape across all modes of transportation, providing both challenges and opportunities for providers to enhance customer satisfaction, build loyalty, and stand out from the competition.

VIA Embedded has developed a wide range of innovative solutions which provide proven, flexible platforms for the development of new applications and services that will increase operational efficiency, boost passenger loyalty, and generate new revenue streams for players in the transportation industry.



VIA BLISS Platform

The Android-based VIA BLISS (Bus Line In-Seat System) Platform provides a seamless end-to-end solution to ensure passengers remain in-touch, informed and entertained throughout their coach journey. With its scalable design and flexible development environment, the platform also provides operators with the potential to further boost their competitiveness and generate additional revenue streams by creating new applications and services such as destination experience programs in partnership with leading hotels, restaurants, museums, and entertainment venues.



Retail

The world of brick and mortar retail is currently going through one of the most fundamentally disruptive changes imaginable as it seeks to leverage new wireless and beacon technologies to create richer and more personalized services that meet the needs of today's demanding consumer.

Beyond our wide range of digital signage platforms, VIA Embedded is developing a number of innovative new platforms that integrate our VIA AirTalk wireless communication suite of technologies to create engaging new experiences that will change the face of retail.

Breeze Center Taipei

VIA Embedded has collaborated with Breeze Center in the fashion district of Taipei to create the shopping mall of the future by installing a rich mix of high-impact video walls and digital signboards in high-traffic areas throughout its four floors to deliver dynamic content at the right time and in the right location to maximize engagement with shoppers.

With its integration of VIA AirTalk beacon technology, the signage system also opens up interesting opportunities to further strengthen engagement with consumers by delivering product and promotional information direct to their smart phones and enabling them to book movie tickets and make restaurant reservations from their device.



Smart Home

The rapid emergence of the IoT combined with the proliferation of mobile devices and wireless connectivity is accelerating demand for a myriad of smart home devices and applications such as remotely controlling heating and lighting and video monitoring security systems.

As a leader in embedded IoT and M2M platform innovation, VIA Embedded is leveraging our market-leading low power system development expertise and our advanced wireless integration capabilities to create a growing number of reliable turnkey platforms that can be easily customized for a wide variety of home automation and security applications that deliver increased convenience, comfort, energy efficiency, and safety benefits for consumers.



VIA HD Video Monitoring Kit

The VIA HD Video Monitoring Starter Kit is a turnkey solution aimed at accelerating the development of wireless multi-node video monitoring systems for the rapidly growing home and commercial markets. With its ability to deliver multiple live video feeds from cameras installed throughout the house direct to a smart phone or tablet, it will give families a greater peace-of-mind that everything is going smoothly when they are away from home.



Smart Industrial Automation

Technology advances have blurred the boundaries between the digital and physical worlds, giving rise to the next great industrial revolution, known variously as the Industrial Internet of Things or Industry 4.0. As a result, today's factories require the combination of intelligent, interconnected systems backed by cloud services and big data analysis to drive efficiency, flexibility and responsiveness.

VIA Embedded is helping to shape the smart factory of the future with our market-leading range of x86 and ARM-based industrial automation systems with rich multimedia and HMI capabilities, easy-to-use touch screen operation, and ruggedized low power designs that can operate in even the most extreme environments.



Customization Services – The Path2Production

VIA Embedded Customization Services

VIA Embedded provides solution providers with the smoothest Path2Production. From product concept through to physical product, customers can leverage our unrivaled range of platforms, systems, software, and customization services to create tailor-made, reliable, fully-integrated turnkey systems and solutions.

Hardware Customization: x86 or ARM, the Choice is Yours

Many products in the VIA Embedded portfolio employ a modular design strategy that gives our customers the freedom to easily customize and modify existing designs, using fewer resources to bring innovative new devices to market ahead of their competitors. From low-power, feature-rich small form factor boards to complete turnkey solutions, VIA Embedded provides all the building blocks that embedded designers need to innovate reliable, low power, high-performance x86 systems or new devices that unleash the scalability and performance of the ARM architecture to deliver compelling new connected experiences for users.

Software Customization: Android, Linux or Windows, the Choice is Yours

With our proven Android, Linux and Windows software development and customization capabilities, advanced system integration expertise, and rich customer support experience, VIA Embedded can provide a complete set of turnkey services enabling developers not only to minimize product development costs and times but also to speed overall time-to-market. VIA Embedded also provides a variety of easy-to-use SDKs and services for specialist applications and markets, including the VIA Smart Embedded Tool Kit (SMART ETK).



Smart Connections

Today's connected world is opening up a whole new spectrum of business opportunities which leverage the IoT, M2M, big data, and the cloud for creating innovative smart experiences. At the core of this is the smart integration of services and features to forge new connections and scenarios which tightly weave the digital fabric into all aspects of our lives.

VIA Embedded is developing flexible services and solutions which not only make it easy for customers to manage the deployment and remote management of systems and devices across cloud-based networks in transportation, retail, and industrial applications, but also facilitate the creation of innovative new wireless broadcasting applications and services that enhance engagement with mobile devices.

VIA Device Management System (DMS)

To ensure there is not a moment of downtime, VIA Embedded provides a flexible range of services for enabling remote system management, diagnostics, and monitoring across a cloud-based network using the VIA DMS to ensure 24/7 operation of mission critical tasks. VIA Embedded can provide a full backend setup or quickly integrate the DMS services into an existing system depending on customer requirements.



VIA DMS Features

Remote System Health Monitoring tracks the operating status of each system and its key components, including the processor, DRAM, storage capacity utilization, and network connectivity speed and can be configured to react when, for example, a device reaches its storage threshold.

Remote System Control powers each system on or off, adjusts its screen brightness and audio volume, and boots the system at a pre-specified specific time using its Wake on LAN (WOL) or Real Time Clock (RTC) features. In addition, the screen snapshot feature makes it possible to check if applications are running correctly at any time.

Remote System Update enables the operating system and firmware, namely the BIOS or U-Boot, to be easily updated via OTA. Other system files can also be updated or deleted through the VIA DMS.

Application Deployment enables the installation, activation, and update of system applications using the VIA DMS.

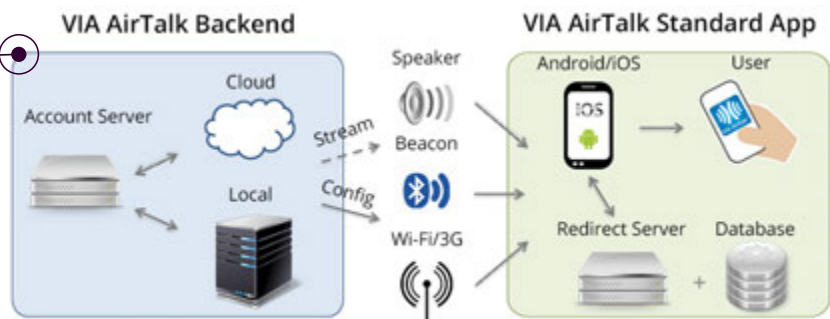
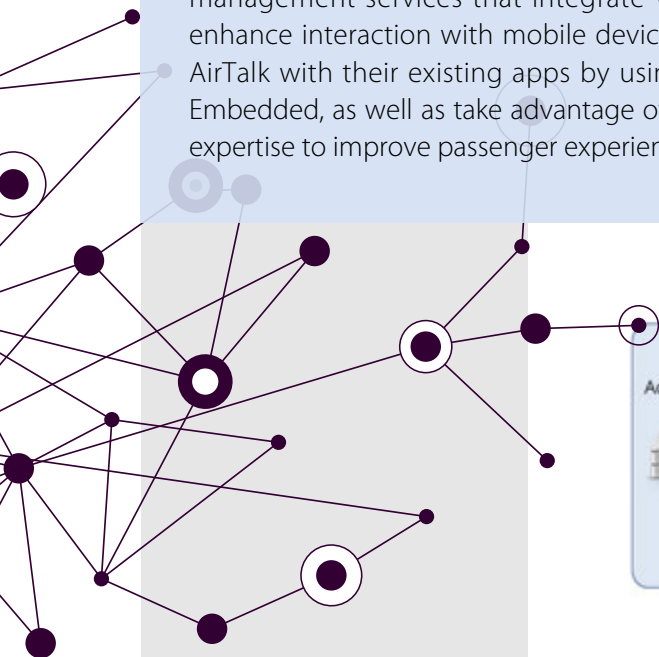
Task Management can be used to schedule specific tasks for each system such as playing a certain video file at a pre-arranged time.




VIA AirTalk Wireless Connectivity Suite Services

VIA AirTalk comprises a suite of wireless broadcasting technologies including sonic sensing, Bluetooth LE, Wi-Fi, and 3G, which enables the creation of location-specific networks in restaurants, stores, museums and galleries, transportation hubs, and other spaces that deliver tailored information to a user's mobile device, opening up exciting new opportunities to liven up experiences with new kinds of interaction and participation.

VIA Embedded offers turnkey app design, content integration and management services that integrate VIA AirTalk wireless technologies to enhance interaction with mobile devices. Customers can also integrate VIA AirTalk with their existing apps by using an SDK package provided by VIA Embedded, as well as take advantage of our in-house software development expertise to improve passenger experiences and engagement.





VIA Embedded ARM Solutions

From low-power, feature-rich small form factor boards to complete turnkey solutions, VIA Embedded provides all the building blocks that embedded designers need to create innovative new devices that unleash the scalability and performance of the ARM architecture and deliver compelling new connected experiences for users.

Combining the most comprehensive line of ARM boards and systems in the industry with proven Android and Linux software customization capabilities, advanced system integration expertise, and rich customer support experience, VIA Embedded not only provides designers with the fastest and most convenient path2production for ARM embedded devices but also enables them to take full advantage of the myriad of exciting new opportunities emerging in the market.





VIA Embedded ARM Boards

With our comprehensive range of small form factor boards based on market-leading VIA and Freescale SoCs, VIA Embedded provides an unrivaled choice of ultra-reliable and highly-integrated ARM platforms optimized to meet the power, performance, and feature requirements for even the most demanding industrial, signage, HMI, M2M, consumer, and other embedded applications.

Based on the ultra-compact Pico-ITX form factor, VIA Embedded ARM boards combine rich I/O connectivity with exceedingly low power consumption, wide temperature ranges, and advanced multicore processing performance. Built to the highest standards of reliability, the boards also come with up to 7+ years of longevity to support customers with long product life cycles.

To ensure optimum flexibility for software customization and application development, VIA Embedded ARM boards feature a choice of solution packs for Linux and Android, including the VIA Embedded Smart ETK. A comprehensive range of hardware and software engineering services are also available to speed up product development cycles.

VIA AMOS-800 Series Industrial Fanless Systems

Featuring a choice of multicore Freescale ARM Cortex SoC platforms in compact, fanless, and dust-proof chassis designs, VIA AMOS Series systems provide ultra-powerful and ultra-reliable solutions for a wide variety of industrial M2M and HMI applications, ranging from headless control and sensor systems to highly-integrated controllers and advanced display systems.

In addition to a rich set of I/O and connectivity features and advanced graphics performance, VIA AMOS Series systems are easily expandable and can be customized for a diverse range of embedded applications. The systems are also very low power and support a wide temperature range, making them ideal for the most extreme operating environments.



VIA ARTiGO A900 Series Fanless Android System

The VIA ARTiGO A900 is an ultra-compact fanless Android system powered by the VIA Elite E1000 dual-core Cortex-A9 processor and features extended I/O and connectivity support. With its advanced onboard graphics and video capabilities, the system is ideally suited for small footprint Android media players and single-screen digital signage installations.



VIA ALTA DS Series Android Digital Signage Systems

VIA ALTA DS Series systems provide a choice of single-screen and dual-screen all-in-one Android solutions for managing dynamic displays in cost-sensitive, high-volume segments where high-performance video and connectivity are paramount for enhanced customer engagement. Applications range from kiosks, POS systems, and menu boards to TVOIP, cloud streaming, and Digital Out of Home (DOOH) advertising across a broad spectrum of retail, hospitality, education, and entertainment environments.

In addition to a standard Android image, VIA ALTA DS Series systems feature a Signage Starter Kit that provides a set of APIs for the Android application to access services provided by the VIA ALTA DS Series hardware and the Android system itself, serving to speed up development time.

Customers can also leverage innovative digital signage applications provided by VIA Embedded Digital Signage ISV program partners to create customized solutions for their markets.



VIA Viega Semi-Ruggedized Android Tablet

The VIA Viega is an enterprise-grade 10.1" Android tablet with IP65 rating that has been designed to meet the MIL-STD 810G standard. Sporting a durable yet stylish design that is water-resistant and rugged enough to withstand even the most demanding environments, the VIA Viega delivers exceptional multimedia performance and long battery life. It also comes with a rich set of I/O and connectivity features including Wi-Fi, GPS, Bluetooth 4.0, NFC, optional 3G, and legacy I/O ports, as well as an optional docking station.

A wide range of software customization services is also available, including DMS and security applications.





VIA Embedded ARM Software Packages and Customization Services

VIA Embedded offers a growing range of software packages and services to enable developers to customize ARM systems and devices using Android or Linux. In addition to Android and Linux Board Support Packages (BSP), we provide a variety of easy-to-use SDKs and services for specialist applications and markets, including the VIA SMART ETK (Embedded Tool Kit), and have extensive experience and expertise in developing software solutions for a wide variety of vertical domains such as digital signage, infotainment, and industrial automation.

VIA Embedded Android Software Solution Packs and Customization Services:

VIA Embedded provides a wide range of software solution packages and customization services to facilitate the development of Android embedded systems and devices:

- **Applications:** These include the customization of system applications such as the launcher (e.g. no lock screen for embedded apps), system bar (e.g. ability to be set as transparent), and settings menu (e.g. additional network configurations).
- **Kernel & Framework:** These include security (e.g. storage media/user data encryption & secure channel), kernel drivers for special devices, and daemons/services (NFS, Telnet, Modbus, etc) for improved manageability.
- **System Management:** These include watchdog, remote monitoring, remote power on/off, auto wake-up/power off, and silencing the OS and application updates using the VIA SMART ETK.
- **Embedded I/O:** This includes enabling support for legacy I/O, such as GPIO, RS-232, and CAN bus, using the VIA SMART ETK.

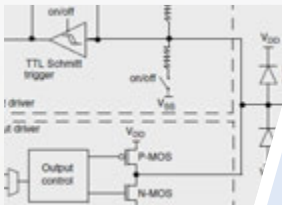
VIA Android SMART ETK

The VIA Android SMART ETK includes a set of APIs that enable the Android application to access I/O and manageability services provided by the system hardware that are not supported in the Android framework. The VIA SMART ETK is also bundled with SMART ETK Demo, which is easy to install and has a user friendly GUI for demonstrating the various functions of VIA Embedded ARM platforms. Both the VIA SMART ETK and SMART ETK Demo are easy-to-use tools that help to shorten development time and speed up time to market.



Watch Dog:

This provides an API which allows the user to set a timer to ensure proper operation and help the applications/system to recover from a dead circle or breakdown. When it is set, the system will automatically reboot if no "feeding dog" signal is received.



System Power Off / Reboot:


This provides APIs that allow the user to use an Android application to schedule when the system should power off as well as set periodic reboots to ensure maximum performance is maintained.



RTC Wake-Up:

This provides an auto power on feature by setting the Remote Time Clock (RTC) auto wake-up timer. The RTC supports three auto wake-up modes:

- Wake-up on a specified hour and minute every day
- Wake-up on a specified day/ hour/ minute every week
- Wake-up on a specified day/ hour/ minute every month



Legacy I/O Support

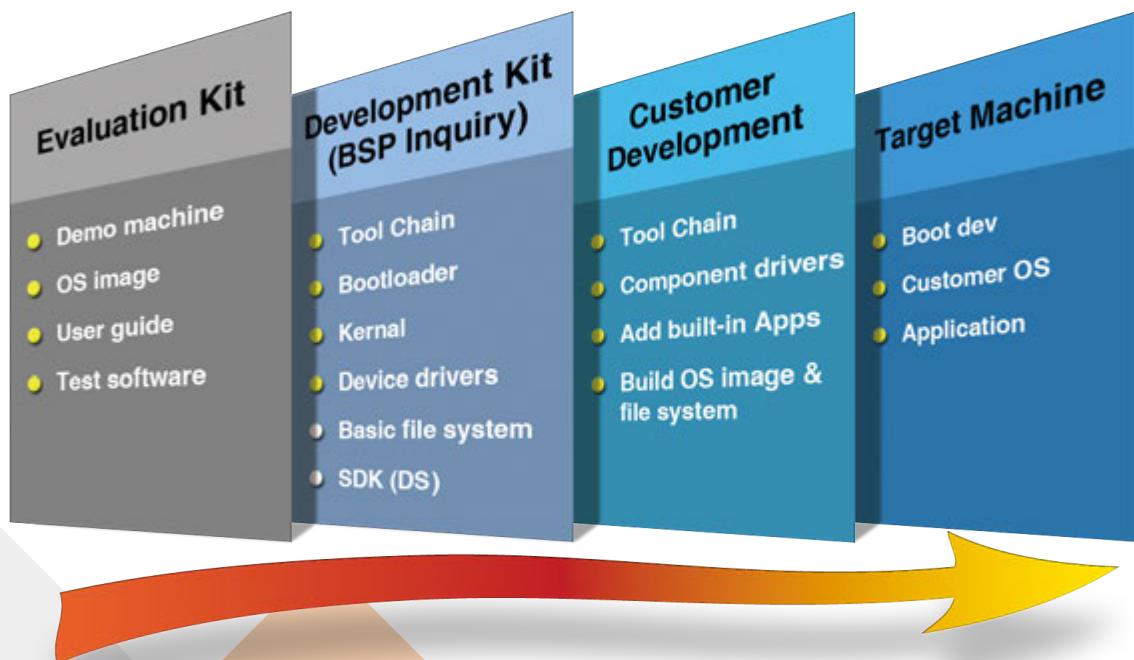
The VIA SMART ETK enables legacy I/O support such as RS-232, by opening up GPIO, I²C, and CAN bus ports to the application.

VIA Embedded ARM Software Support Phases

VIA Embedded provides a full range of support services at all stages of the software development process, including a variety of software evaluation kits to give developers the opportunity to test compatibility and functionality with their software.

Once a project is underway, VIA Embedded provides development kits as well as general technical support, including bug fixes and customer and customization services based on specific customer needs. VIA Embedded can also offer application-specific device drivers and programming tools for support in the development phase, as well as certified drivers to meet various safety integrity levels (SIL) and IEC. Well-structured support for middleware and application level development as well as a full range of OS interface support, including both Linux and Android, ensures a smooth software development path and faster time to market.

Android Software Support Stages



VIA Embedded ARM Turnkey Services

With our comprehensive line of ARM boards and systems, proven Android and Linux software development and customization capabilities, advanced system integration expertise, and rich customer support experience, VIA Embedded can provide a complete set of ARM turnkey services enabling developers not only to minimize product development costs and times but also to bring innovative new devices to market ahead of their competitors.

Key Applications

Combining ultra-reliable, feature-rich platforms and systems with flexible software and hardware customization services, VIA Embedded ARM Solutions provide the fast track to creating market-leading products for a myriad of embedded applications ranging from telecommunications, medical and healthcare, home automation, and industrial automation, to a new generation of consumer embedded devices, such as digital signage systems, media controllers, in-vehicle entertainment systems, and connected TVs.

VIA Embedded ARM Boards

- VAB-1000
- VAB-820
- VAB-800
- VAB-600

Quick Guide

Model	VAB-1000 NEW	VAB-820	VAB-800	VAB-600
Processor	1.0GHz VIA Elite E1000 Cortex-A9 dual-core SoC	1.0GHz Freescale i.MX 6Quad Cortex-A9 quad-core SoC	800MHz Freescale iMX537 Cortex-A8 SoC	800MHz VIA WM8950 Cortex-A9 SoC
Graphics	3 integrated, independent 3D/2D and video hardware graphics accelerators	3 integrated, independent 3D/2D and video hardware graphics accelerators	2 integrated, independent 3D/2D hardware graphics accelerators	2 integrated, independent 3D/2D hardware graphics accelerators
System Memory	2GB DDR3 SDRAM onboard	1GB DDR3 SDRAM onboard	1GB DDR3 SDRAM onboard	1GB DDR3 SDRAM onboard
Storage	4GB eMMC Flash memory 1 SATA connector Micro SD card slot	4GB eMMC Flash memory Micro SD card slot	4GB eMMC Flash memory 1 SATA connector Micro SD card slot	4GB eMMC Flash memory Micro SD card slot
Audio	Stereo codec	Low power stereo codec	Low power stereo codec	Stereo codec
Display I/O	1 Mini HDMI 1 Dual-CH LVDS	1 HDMI 1 Dual-CH LVDS	1 Mini HDMI 1 VGA 2 Single-CH LVDS	1 Mini HDMI 1 Dual-CH LVDS (with VAB-600-D) 1 TTL (with VAB-600-C)
USB	2 USB 2.0 1 Mini USB 2.0	4 USB 2.0 1 Micro USB 2.0 OTG	4 USB 2.0 1 UBS 2.0 device port	1 USB 2.0 2 Mini USB 2.0
LAN	1 Gigabit Ethernet	1 Gigabit Ethernet	1 10/100Mbps Ethernet	1 10/100Mbps Ethernet
COM	2 (TX/RX)	2 (one TX/RX)	2 (one TX/RX)	2 (TX/RX)
Digital I/O	4 GPIO	8 GPIO	8 GPIO	8 GPIO
CAN bus	N/A	2	2	N/A
Expansion I/O	1 miniPCIe	1 miniPCIe	N/A	1 miniPCIe slot (USB only)
Extension Cards	VAB-1000-T I/O card VAB-1000-L LVDS card	N/A	N/A	VAB-600-A I/O card VAB-600-B for 4 COM ports VAB-600-C TTL converter VAB-600-D LVDS converter
Power Supply	12V DC-in	12V DC-in	5V DC-in	12V ~ 24V DC-in
Operating System	Android 4.4.2	Android 4.4.2 Linux kernel 3.10	Android 2.3 Linux kernel 2.6.35 WEC7	Android 4.0.3 Linux kernel 3.0.8
Operating Temperature	0°C ~ 60°C	-20°C ~ 70°C	0°C ~ 60°C -40°C ~ 85°C (optional)	0°C ~ 60°C
Optional Accessories	EMIO-1533 USB Wi-Fi EMIO-2550 3G	EMIO-1533 USB Wi-Fi EMIO-2550 3G	EMIO-1533 USB Wi-Fi	EMIO-1533 USB Wi-Fi EMIO-2550 3G
Applications	Digital signage, digital media applications	Industrial automation, M2M, transportation	Digital signage, M2M, industrial control	Smart display, POS, Kiosk, M2M

ARM-based Pico-ITX Series


NEW

VIA VAB-1000

Advanced graphics and video capabilities with a rich I/O feature set for interactive multimedia applications

Features

- Compact 10cm x 7.2cm Pico-ITX form factor
- 1.0GHz VIA Elite E1000 Cortex-A9 dual-core SoC
- Dual display support including full HD content and dual channel LVDS
- Graphics Powerhouse
- Android software solution pack available



Specifications

Model Name	VAB-1000
Processor	1.0GHz VIA Elite E1000 Cortex-A9 dual-core SoC
System Memory	2GB DDR3 SDRAM onboard
Storage	4GB eMMC Flash memory 1 SATA connector
Graphics	3 integrated, independent 3D/2D and video processing units Graphics engine supporting OpenGL [®] ES 3.0 hardware acceleration Supports MPEG-2, VC-1 and H.264 video decoding up to 1080p
LAN	Realtek RTL8111G Gigabit Ethernet controller
Audio	Wolfson WM8960 Audio Codec
HDMI	Integrated HDMI 1.4 transmitter
Expansion I/O	1 miniPCIe slot
Onboard I/O	1 SATA connector 1 SATA power connector with +12V/+5V select jumper for SSD 1 USB pin header for Wi-Fi module 1 Dual-channel 18/24-bit LVDS panel connector 1 Front panel pin header for 2 USB 2.0 ports, 1 COM (TX/RX) port, power-on and 2 activity LED indicators 1 Miscellaneous pin header for 2 COM (TX/RX) ports and 3 I ² C 1 Miscellaneous pin header for Digital I/O (4 GPIO) 1 JTAG pin header (for debugging) 1 SPI Flash pin header 1 Audio pin header for Line-in, Line-out, Mic-in 1 miniPCIe slot
Front Panel I/O (with VAB-1000-T)	2 USB 2.0 ports 3 Audio jacks: Line-in, Line-out and Mic-in 1 Power on/off button with built-in LED 1 SSD activity LED indicator 1 USB/COM LED indicator
Back Panel I/O	1 Mini USB 2.0 port 1 Mini HDMI 1 Gigabit Ethernet port 1 Micro SD card slot 1 DC-in jack
Power Supply	12V DC-in
Operating System	Android 4.4.2
Operating Temperature	0°C ~ 60°C
Operating Humidity	0% ~ 95% (non-condensing)
Form Factor	Pico-ITX (10cm x 7.2cm, 3.9" x 2.8")
Compliance	CE, FCC

VIA Embedded
ARM Boards

VIA Embedded
ARM Systems

VIA Embedded
x86 Boards

VIA Embedded
x86 Systems

VIA Embedded
Accessories

ARM-based Pico-ITX Series


VIA VAB-820

Low power quad-core platform with advanced multimedia capabilities for a wide variety of industrial applications

Features

- Compact 10cm x 7.2cm Pico-ITX form factor
- 1.0GHz Freescale i.MX 6Quad Cortex-A9 quad-core SoC
- Flawless HD video performance up to 1080p
- Wide operating temperature range, -20°C ~ 70°C
- Linux and Android solution packs available

Board Placement




Specifications


Model Name	VAB-820
Processor	1.0GHz Freescale i.MX 6Quad Cortex-A9 quad-core SoC
System Memory	1GB DDR3 SDRAM onboard
Storage	4GB eMMC Flash memory
Boot Loader	4MB SPI Flash ROM
Graphics	Vivante GC2000 GPU 3 integrated, independent 3D/2D and video graphics processing units Graphics engine supporting OpenGL® ES 2.0, OpenCL and OpenVG™ 1.1 hardware acceleration Supports MPEG-2, VC-1 and H.264 video decoding up to 1080p Supports SD encoding
LAN	Micrel KSZ9031RNX Gigabit Ethernet transceiver with RGMII support
Audio	Freescale SGLT5000 low power stereo codec
HDMI	Integrated HDMI 1.4 transmitter
USB	SMSC USB2514 USB 2.0 high speed 4-port hub controller
Expansion I/O	1 miniPCIe slot
Onboard I/O	1 USB 2.0 host port, and 1 USB2.0 OTG port pin header 1 COM port connector with power supply (supports 8-wire DTE mode) 1 COM/CAN port connector with power supply (supports 1 RS-232 (TX/RX) and 2 FlexCAN TX/RX ports) 1 Dual-channel 18/24-bit LVDS panel connector 1 Miscellaneous pin header for 1 I ² C pair, 1 Digital I/O (4 GPI + 4 GPO), system reset button and LEDs for power/WPAN/Wi-Fi/WWAN 1 RTC battery connector 1 MIPI CSI-2 connector (supports 2 data lanes) 1 SPI master pin header (supports 2 SPI slave devices) 1 S-video input pin header 2 Power pin headers (support optional PD power board) 1 Boot Flash select pin header (for SPI or micro SD) 1 Front audio pin header for Line-in, Line-out, Mic-in 1 DC-in connector 1 miniPCIe slot (supports multiple connections and buses including JTAG)
Front Panel I/O	1 Micro SD card slot
Back Panel I/O	2 USB 2.0 ports 1 HDMI port 1 Composite input RCA jack 1 Gigabit Ethernet port (supports optional IEEE 802.3 at type 2)
Watch Dog Timer	Integrated watch dog timer supports two comparison points. Each comparison point can interrupt ARM core, 2nd comparison point capable of generating external interrupts on WDOG line
Power Supply	12V DC-in
Operating System	Android 4.4.2, Linux kernel 3.10
Operating Temperature	-20°C ~ 70°C (3G & WiFi not included)
Operating Humidity	0% ~ 95% (non-condensing)
Form Factor	Pico-ITX (10cm x 7.2cm, 3.9" x 2.8")
Compliance	CE, FCC



Back Panel I/O



Accessories



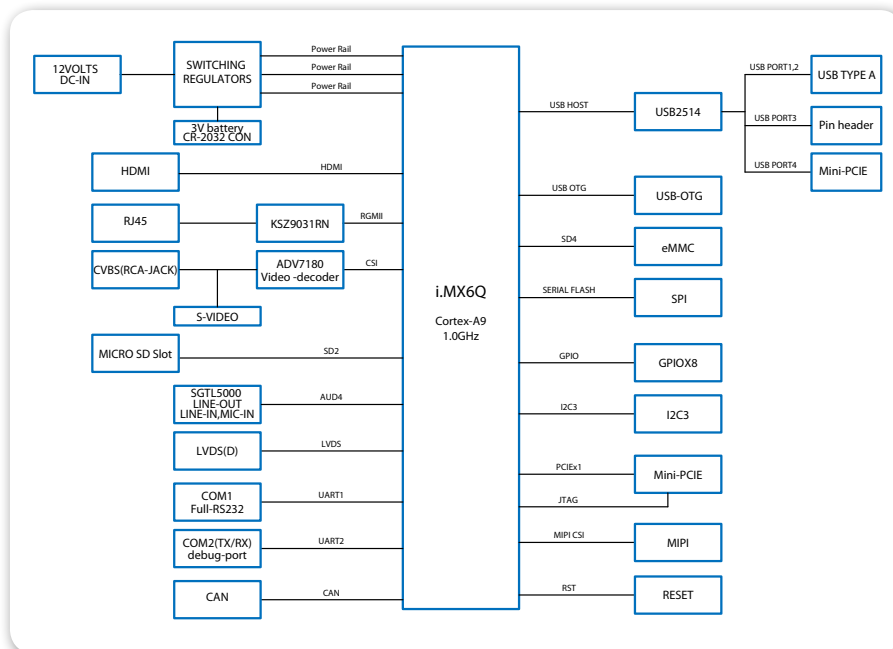
Ordering Information

Part Number	CPU Frequency	Description
10GBF105000A0	Freescle i.MX 6Quad @ 1.0GHz	Pico-ITX board with 1.0GHz Freescle i.MX 6Quad Cortex-A9 quad-core SoC, 4GB eMMC, 4MB SPI Flash ROM, 1GB DDR3 SDRAM, HDMI, LVDS, 4 USB 2.0, OTG USB 2.0, COM, Gigabit Ethernet, miniPCIe, S-video, Micro SD card slot, 2 CAN bus, 12V DC-in

Optional Accessories

Wireless Modules	
Part Number	Description
EMIO-1533-00A2	VNT9271 IEEE 802.11 b/g/n USB Wi-Fi module with assembly kit
EMIO-2550-00A1	Ublox 3.75G HSPA/UMTS mobile broadband full size miniPCIe module with GPS and SIM card slot

Block Diagram



Packing List

Items
DC power cable
Debug COM cable
Audio cable
2-port USB cable

ARM-based Pico-ITX Series

VIA VAB-800


Ultra-reliable low power platform for in-vehicle, surveillance, and industrial applications

Features

- Compact 10cm x 7.2cm Pico-ITX form factor
- 800MHz Freescale i.MX537 Cortex-A8 SoC
- Supports two single-channel 18/24-bit LVDS
- Supports dual CAN bus and dual COM ports
- Wide operating temperature range, -40°C ~ 85°C
- Android, Linux, and WEC7 solution packs available



Board Placement



Specifications

Model Name	VAB-800
Processor	800MHz Freescale i.MX537 Cortex-A8 SoC
System Memory	1GB DDR3 SDRAM onboard
Storage	4GB eMMC Flash memory 1 SATA connector
Graphics	AMD Z430 GPU 2 integrated, independent 3D/2D graphics processing units Graphics engine supporting OpenGL® ES 2.0 and OpenVG™ 1.1 hardware acceleration Supports MPEG-2, VC-1 and H.264 video decoding up to 1080p
LAN	SMSC LAN8720A 10/100 PHY transceiver with HP Auto-MDIX support
Audio	Freescale SGTL5000 low power stereo codec
HDMI	Silicon image SiI9024A HDMI transmitter
USB	SMSC USB2514 USB 2.0 high speed 4-port hub controllers
CAN	TI SN65HVD1050 EMC optimized CAN transceiver
Onboard I/O	1 SATA connector with voltage select jumper for DOM 1 SATA power supply connector for 2.5" HDD/SSD 1 Miscellaneous pin header for 2 USB 2.0 ports, 1 USB device port, 2 CAN bus ports, system power-on and reset 2 COM port connectors with power supply (one supports 8-wire DCE mode, another supports 2-wire for debug) 1 Miscellaneous pin header for 4-wire resistive touch screen interface, I ² C and Digital I/O (4 GPI + 4 GPO) 2 Single-channel 18/24-bit LVDS panel connectors 1 Micro SD card slot 1 RTC battery connector 1 JTAG pin header (for debugging) 1 Boot Flash select pin header for eMMC or SD 1 Front audio pin header for Line-in, Line-out, Mic-in 1 DC-in connector
Back Panel I/O	2 USB 2.0 ports 1 Mini HDMI port 1 VGA port 1 10/100M Ethernet port
Watch Dog Timer	Integrated watch dog timer supports two comparison points. Each comparison point can interrupt ARM core, 2nd comparison point capable of generating external interrupts on WDOG line
Power Supply	5V DC-in
Operating System	Android 2.3, Linux kernel 2.6.35
Operating Temperature	Commercial grade: 0°C to 60°C Industrial grade: -40°C to 85°C (optional)
Operating Humidity	0% ~ 95% (non-condensing)
Form Factor	Pico-ITX (10cm x 7.2cm, 3.9" x 2.8")
Compliance	CE, FCC

VIA Embedded
ARM Boards


VIA Embedded
ARM Systems

VIA Embedded
x86 Boards

VIA Embedded
x86 Systems

VIA Embedded
Accessories

Back Panel I/O



Accessories



EMIO-1533 USB Wi-Fi Module
802.11b/g/n standards

Ordering Information

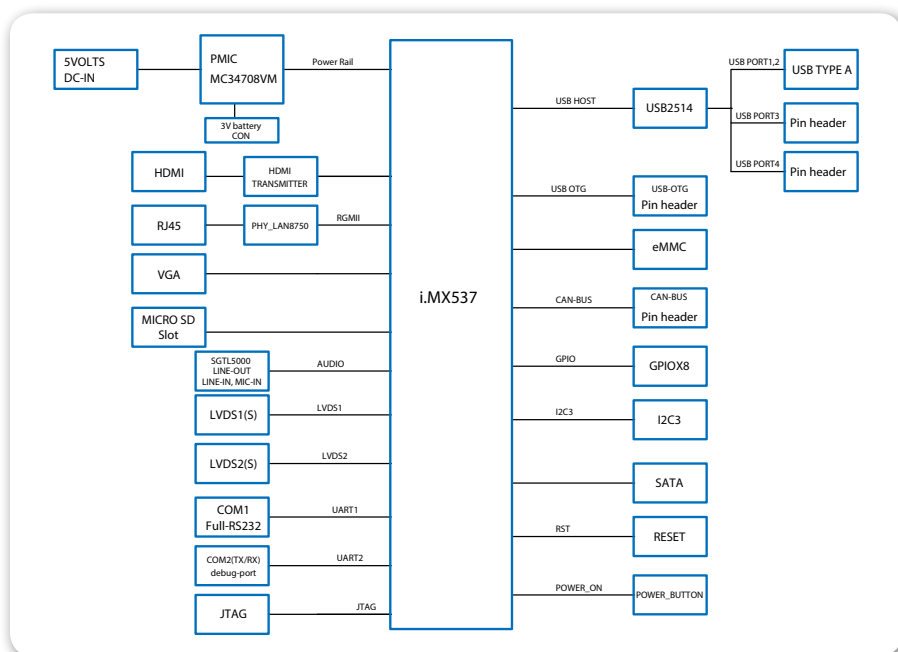
Part Number	CPU Frequency	Description
Commercial grade: 10GZ9084000A0	Freescle iMX537 @ 800MHz	Pico-ITX board with 800MHz Freescle Cortex-A8 SoC, 4GB eMMC, 1GB DDR3 SDRAM, Mini HDMI, VGA, 2 LVDS, 5 USB 2.0, 2 COM, 10/100Mbps Ethernet, SATA, 2 CAN bus, 5V DC-in
Industrial grade: 10GZ9084400A0	Freescle iMX537 @ 800MHz	Pico-ITX Board with 800MHz Freescle Cortex-A8 SoC, 4GB eMMC, 1GB DDR3 SDRAM, Mini HDMI, VGA, 2 LVDS, 5 USB 2.0, 2 COM, 10/100Mbps Ethernet, SATA, 2 CAN bus, 5V DC-in

Optional Accessories

Wireless Modules

Part Number	Description
EMIO-1533-00A2	VNT9271 IEEE 802.11 b/g/n USB Wi-Fi module with assembly kit

Block Diagram



Packing List

Items
DC power cable
Debug COM cable
Audio cable
2-port USB cable

ARM-based Pico-ITX Series

VIA VAB-600


Flexible low-power platform for a broad range of interactive multimedia applications

Features

- Compact 10cm x 7.2cm Pico-ITX form factor
- 800MHz VIA Cortex-A9 SoC
- Support for two COM ports (TX/RX)
- Optional Wi-Fi module
- Android and Linux software solution packs available




Board Placement



Specifications


Model Name	VAB-600
Processor	800MHz VIA Cortex-A9 SoC
System Memory	1GB DDR3 SDRAM onboard
Storage	4GB eMMC Flash memory
Boot Loader	512KB SPI Flash ROM
Graphics	Mali-400 SP GPU 2 integrated, independent 3D/2D graphics processing units Graphics engine supporting OpenGL® ES 2.0 hardware acceleration Supports MPEG-2, VC-1 and H.264 video decoding up to 1080p
LAN	VIA VT6113 10/100 base-TX PHY chip
Audio	VIA VT1603A I2S Audio Codec
HDMI	Integrated HDMI 1.4 transmitter
Expansion I/O	1 miniPCIe slot (supports USB 2.0 connectivity for optional 3G module)
Onboard I/O	1 USB 2.0 connector 1 DVO connector for TTL or LVDS display (corresponding daughter card required) 2 COM port connectors (TX/RX) 1 Miscellaneous pin header for 1 I ² C pair and 1 DIO (4 GPI + 4 GPO) 1 SIM card slot (supports 3G module without built-in SIM card slot) 1 RTC battery pin header 1 Keypad connector 1 CIR connector 1 SPI Flash pin header 1 Front panel pin header for system power-on, reset and power LED 1 4-wire resistive touch screen FPC connector (through VT1603A) 1 Front audio pin header for Line-out, Mic-in 1 DC-in connector 1 Battery charger connector with smart battery function (manufacturing option) 1 miniPCIe slot (supports USB 2.0 connectivity for optional 3G module)
Back Panel I/O	2 Mini USB 2.0 ports 1 Mini HDMI port 1 10/100Mbps Ethernet port 1 Micro SD card slot 1 DC-in jack
Operating System	Android 4.0, Linux kernel 3.0.8
Power Supply	12V ~ 24V DC-in
Operating Temperature	0°C ~ 60°C
Operating Humidity	0% ~ 95% (non-condensing)
Form Factor	Pico-ITX (10cm x 7.2cm, 3.9" x 2.8")
Compliance	CE, FCC

Back Panel I/O



EMIO-2550 3G HSPA/UMTS Mobile Broadband Module

Accessories



VAB-600-A
I/O card for Line-out/
Mic-in, 2 USB 2.0, power
button



EMIO-1533 USB Wi-Fi Module
802.11b/g/n standards



VAB-600-B
Additional 4 COM ports



VAB-600-C
TTL converter card



VAB-600-D
LVDS converter card

Ordering Information

Part Number	CPU Frequency	Description
10GAU082000A0	VIA Cortex-A9 @ 800MHz	Pico-ITX board with 800MHz VIA Cortex-A9 SoC, 4GB eMMC, 512KB SPI Flash ROM, 1GB DDR3 SDRAM, Mini HDMI, 2 Mini USB 2.0, 2 COM, 10/100Mbps Ethernet, 12V ~ 24V DC-in

Optional Accessories

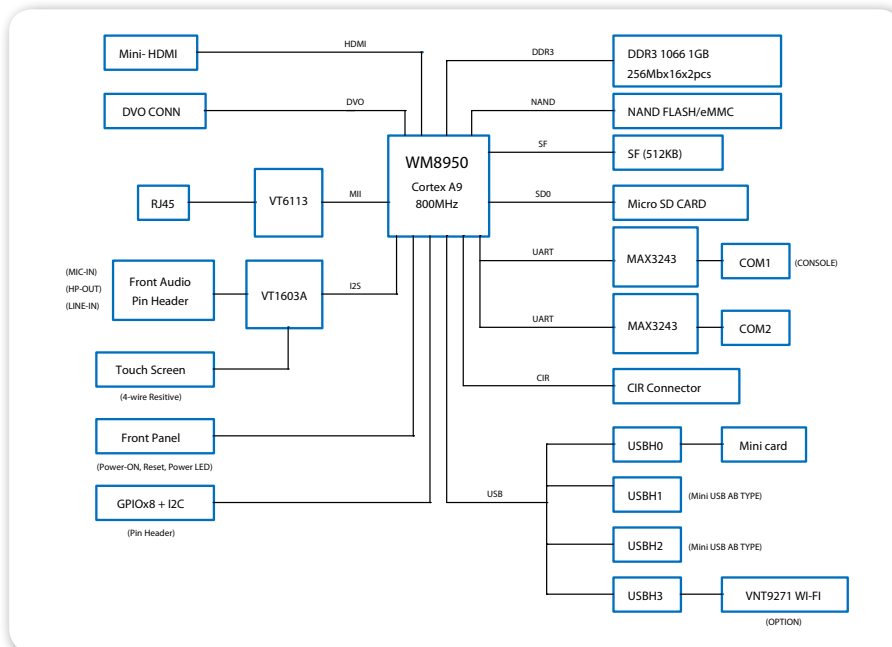
I/O Expansion Cards

Part Number	Description
10GAX00000020	VAB-600-A I/O card for Line-out/Mic-in, 2 USB 2.0, Power button
10GAZ00000020	VAB-600-B I/O card for additional 4 COM ports
10GBC00000020	VAB-600-C TTL converter card
10GBD00000020	VAB-600-D Dual-CH LVDS converter card

Wireless Modules

Part Number	Description
EMIO-1533-00A2	VNT9271 IEEE 802.11 b/g/n USB Wi-Fi module with assembly kit
EMIO-2550-01A1	Ublox 3.75G HSPA/UMTS mobile broadband full size miniPCIe module

Block Diagram



Packing List

Items
VAB-600 board
DC-in cable
Front panel cable
Front audio cable
COM connector cable
USB cable (for optional Wi-Fi USB module)

Items for Starter Kit

VAB-600 board
VAB-600-A
VAB-600-D (with cable) (optional)
Keypad cable
GPIO/I ² C cable
Front panel cable
Front audio cable
COM cable
AC-to-DC adapter
DC-in cable
Mini USB cable
USB cable (for Wi-Fi USB module)
7" LVDS panel (with cable) (optional)

VIA Embedded ARM Systems

- Viega Tablet
- AMOS-820
- AMOS-800
- ALTA DS 2
- ALTA DS
- ARTiGO A900

Quick Guide

	Mobile Solutions		Industrial	
Model	Viega Tablet	AMOS-820	AMOS-800	
Processor	1.2GHz VIA Cortex-A9 dual-core SoC	1.0GHz Freescale i.MX 6Quad Cortex-A9 quad-core SoC	800MHz Freescale i.MX537 Cortex-A8 SoC	
Graphics	2 integrated, independent 3D/2D hardware graphics accelerators	3 integrated, independent 3D/2D and video hardware graphics accelerators	2 integrated, independent 3D/2D hardware graphics accelerators	
System Memory	1GB DDR3 SDRAM onboard	1GB DDR3 SDRAM onboard	1GB DDR3 SDRAM onboard	
Storage	16G eMMC Flash memory 1 Micro SD card slot	4GB eMMC Flash memory 1 Micro SD card slot	4GB eMMC Flash memory 1 Micro SD card slot	
Audio	Headphone jack	Low power stereo codec	Low power stereo codec	
Display I/O	1 Micro HDMI	1 HDMI 1 Composite video-in	1 HDMI 1 VGA	
USB	2 Micro USB 2.0	3 USB 2.0 1 Micro USB 2.0 OTG	3 USB 2.0	
LAN	N/A	1 Gigabit Ethernet	10/100Mbps Ethernet	
COM	1 (optional)	2 (one TX/RX)	2 (one TX/RX)	
Digital I/O	N/A	8 (4 GPI + 4 GPO)	8 (4 GPI + 4 GPO)	
CAN bus	N/A	2	1	
Expansion I/O	3G WCDMA (optional) SIM card slot	1 miniPCIe Slot	N/A	
Power Supply	12V DC-in	12V DC-in	5V DC-in	
Operating System	Android 4.4.2	Android 4.4.2 Linux kernel 3.10	Android 2.3 Linux kernel 2.6.35 WEC7	
Operating Temperature	-10°C ~ 50°C	-20°C ~ 65°C	-40°C ~ 80°C	
Optional Accessories	1 Docking stand for battery charger, magnetic swipe reader and headset (optional)	VNT9271 USB Wi-Fi dongle EMIO-2550 3G	VNT9271 USB Wi-Fi dongle EMIO-1533 USB Wi-Fi	
Applications	Digital signage, POS, IPC	Industrial automation, M2M, transportation	Digital signage, M2M, industrial control	

Quick Guide

Model	Android Signage Solutions		
	ALTA DS 2	ALTA DS	ARTiGO A900
Processor	1.0GHz VIA Elite E1000 Cortex-A9 dual-core SoC	800MHz VIA Cortex-A9 SoC	1.0GHz VIA Elite E1000 Cortex-A9 dual-core SoC
Graphics	3 integrated, independent 3D/2D and video hardware graphics accelerators	2 integrated, independent 3D/2D hardware graphics accelerators	3 integrated, independent 3D/2D and video hardware graphics accelerators
System Memory	2GB DDR3 SDRAM onboard	1GB DDR3 SDRAM onboard	2GB DDR3 SDRAM onboard
Storage	4GB eMMC Flash memroy 1 SD card slot Supports 1 2.5" SATA HDD/SSD (optional)	4GB eMMC Flash memory 1 SD card slot	4GB eMMC Flash memory 1 mSATA slot
Audio	Stereo codec	Stereo codec	Stereo codec
Display I/O	2 HDMI-out (1 optional)	1 HDMI 1 VGA (optional)	1 Mini HDMI
USB	2 USB 2.0 2 Mini USB 2.0	4 USB 2.0	3 USB 2.0 1 Mini USB 2.0
LAN	1 Gigabit Ethernet	10/100Mbps Ethernet	1 Gigabit Ethernet
COM	N/A	N/A	1 (RS232/485)
Digital I/O	N/A	N/A	4 (2 GPI + 2 GPO)
CAN bus	N/A	N/A	N/A
Expansion I/O	N/A	N/A	1 miniPCIe slot
Power Supply	12V DC-in	12V DC-in	12V DC-in
Operating System	Android 4.3	Android 4.0.3 Linux kernel 3.0.8	Android 4.3
Operating Temperature	0°C ~ 40°C	0°C ~ 40°C	-5°C ~ 50°C
Optional Accessories	VNT9271 USB Wi-Fi dongle VESA mount cradle	VNT9271 USB Wi-Fi dongle VESA mount cradle	VNT9271 USB Wi-Fi dongle EMIO-2550 3G
Applications	Digital signage	Digital signage	Digital signage, digital media application

VIA Viega Tablet

Semi-ruggedized embedded
Android 10.1" tablet with
IP65 rating and long battery
life



Features

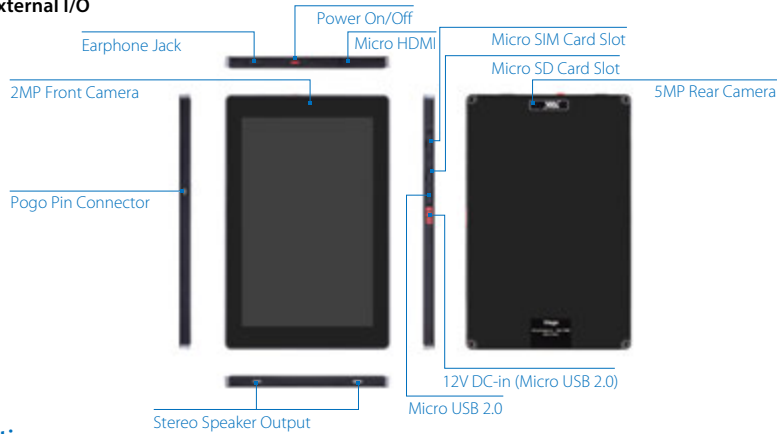
- High-performance VIA Cortex-A9 dual-core SoC
- Ruggedized design to meet MIL-STD 810G and IP65 water resistance standards
- Corner guards for anti-vibration and shock protection
- Customized Android software development
- Long-life polymer battery pack with up to 6hrs runtime

Specifications

Model Name	Viega Tablet
Processor	1.2GHz VIA Cortex-A9 dual-core SoC
System Memory	1GB DDR3 SDRAM onboard
Storage	16GB eMMC Flash memory
Boot Loader	512KB SPI Flash ROM
Graphics	ARM Mali-400 DP GPU 2 integrated, independent 3D/2D graphics processing units Graphics engine supporting OpenGL® ES 2.0 hardware acceleration Supports MPEG-2, VC1, H.264 and VP8 video decoding up to 1080p
Sensors	ALS and PS support G sensor E compass
Connectivity	Wi-Fi 802.11b/g/n Bluetooth 4.0 NFC Type 1/2/3/4 GPS support (optional) 3G WCDMA up to 2100MHz (optional)
Audio	Headphone Jack Internal stereo speaker and microphone
Camera	2M Front camera 5M Rear camera with auto focus support (optional)
Speaker	1.5W stereo speaker inside
I/O Ports	2 Micro USB 2.0 ports - 1 for USB - 1 for 12V DC-in / COM / Earphone jack 1 Micro HDMI 1 2MP front camera 1 5MP rear camera with auto focus support (optional) 1 Micro SIM card slot 1 Micro SD card slot 1 Stereo speaker inside 1 Power on/off button 1 Pogo pin connector
Display	10.1" LCD with LED backlight panel 1280x800 resolution Display active area: 217mm x 136mm
Power Supply	Battery pack support @ DC 7.4V Charge by AC adapter with 12V DC-in or docking station Max runtime: 6hrs Max sleep time: 9hrs Max suspend time: 14 days (optional feature)
Operating System	Android 4.4.2
Operating Temperature	-10°C ~ 50°C
Relative Humidity	5 ~ 95% @ 40°C (non-condensing)
Storage Temperature	-20°C ~ 70°C



All Sides External I/O



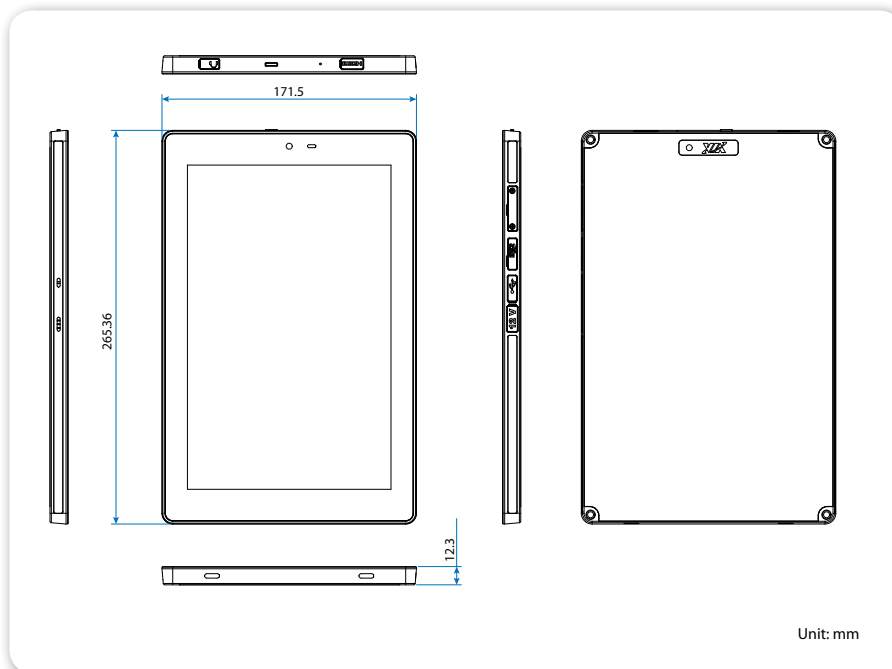
Specifications

Model Name	Viega Tablet
Dimensions	265mm(W) x 12mm(H) x 171mm(D) (10.4" x 0.47" x 6.73")
Weight	0.75kg (1.65lbs)
Docking Station	1 Docking stand with Pogo pin interface for battery charger, Magnetic Swipe Reader (MSR) and handset (optional)
Compliance	CE, FCC

Ordering Information

Part Number	System Built-in CPU	Description
VT60810013001-T	1.2GHz VIA Cortex-A9 dual-core	10.1" tablet with 1GB DDR3 RAM, 16GB eMMC, 2MP front camera, Micro HDMI, 2 Micro USB 2.0, Micro SIM card slot, Micro SD card slot, built-in Wi-Fi
VT60810013003-T	1.2GHz VIA Cortex-A9 dual-core	10.1" tablet with 1GB DDR3 RAM, 16GB eMMC, 2MP front camera, 5MP rear camera, Micro HDMI, 2 Micro USB 2.0, Micro SIM card slot, Micro SD card slot, built-in Wi-Fi, GPS and 3G module

Dimensions



Packing List

- 10.1" Viega tablet
- AC-to-DC adapter
- Power cord (US)
- Micro HDMI to HDMI adapter
- Micro USB to USB cable
- DC jack cable
- 4 Corner guard protectors

VIA
AMOS-820

Fanless ultra-compact quad-core ARM system ruggedized for extreme environments



Features

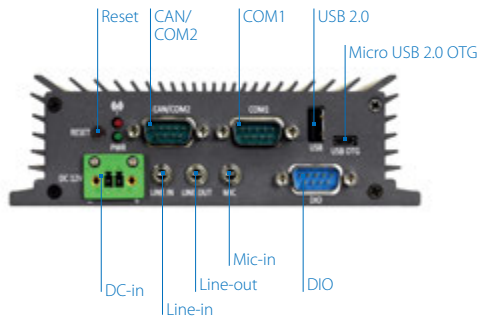
- 1.0GHz Freescale™ i.MX 6Quad Cortex-A9 quad-core SoC
- Power over Ethernet (PoE) option
- Wide operating temperature range, -20°C ~ 65°C
- Legacy I/O support including dual CAN bus, dual COM, and GPIO
- Android and Linux solution packs available

Specifications


Model Name	AMOS-820
Processor	1.0GHz Freescale i.MX 6Quad Cortex-A9 quad-core SoC
System Memory	1GB DDR3 SDRAM onboard
Storage	4GB eMMC Flash memory
Boot Loader	4MB SPI Flash ROM
Graphics	Vivante GC2000 GPU 3 independent, integrated 3D/2D and video graphics processing units Graphics engine supporting OpenGL® ES 2.0, OpenCL and OpenVG™ 1.1 hardware acceleration Supports MPEG-2, VC-1 and H.264 video decoding up to 1080p Supports SD encoding
LAN	Micrel KSZ9031RNX Gigabit Ethernet transceiver with RGMII support
Audio	Freescale SGT15000 low power stereo codec
HDMI	Integrated HDMI 1.4 transmitter
USB	SMSC USB2514 USB 2.0 high speed 4-port hub controllers
CAN	TI SN65HVD1050 EMC optimized CAN transceiver
Expansion I/O	1 miniPCIe slot
Front Panel I/O	1 USB 2.0 port 1 Micro USB 2.0 type B port supports OTG 1 COM (TX/RX) / 2 CAN bus port (supports CAN Protocol specification Version 2.0 B) 1 COM port supports 8-wire DTE mode 1 DIO port supports 8 GPIO (4 GPI + 4 GPO) 3 Audio jacks: Line-in, Line-out and Mic-in 1 Reset button 1 Power & WWAN/Wi-Fi LED 1 2-pole Phoenix DC jack
Back Panel I/O	2 USB 2.0 ports 1 HDMI port 1 Composite RCA jack 1 Gigabit Ethernet port (supports optional IEEE802.3 at type 2) 1 Micro SD/SPI boot switch
Watchdog Timer	Integrated watch dog timer supports two comparison points. Each comparison point can interrupt ARM core, 2nd comparison point capable of generating external interrupts on WDOG line.
Power Supply	12V DC-in (typical: 7W)
Operating System	Android 4.4.2, Linux Kernel 3.10
Operating Temperature	-20°C ~ 65°C (3G & Wi-Fi not included) -20°C ~ 60°C PoE sku (3G & Wi-Fi not included)
Operating Humidity	0% ~ 90% @ 45° C (non-condensing)
Vibration Loading during Operation	With onboard eMMC 7Grms, IEC 60068-2-64, random, 5 ~ 500Hz, 1 Oct./min, 1hr/axis
Shock During Operation	With onboard eMMC 70G, IEC 60068-2-27, half size, 11ms duration



Front System I/O



Rear System I/O



Specifications

Model Name	AMOS-820
PoE Function	Supports IEEE802.3 at compliant (type2) PD (AMOS-820-P)
Bottom Opening Covers	Open window with removable door plate to access Micro SD and miniPCIe slots
Dimensions	150.5mm(W) x 48.1mm(H) x 103.3mm(D) (5.9" x 1.9" x 4.1")
Weight	0.673kg (1.48lbs)
Compliance	CE, FCC

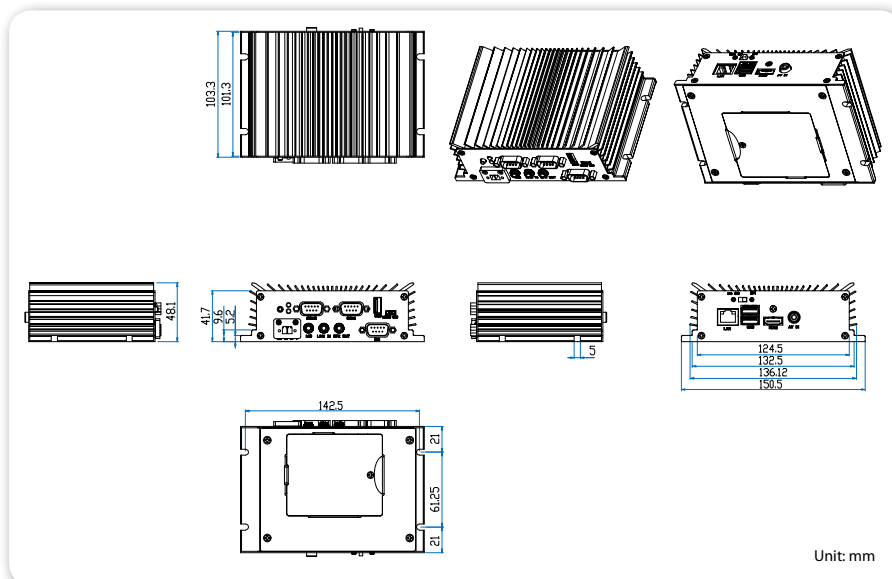
Ordering Information

Part Number	System Built-in CPU	Description
AMOS-820-1Q10A1	1.0GHz Freescale i.MX 6Quad Cortex-A9 quad-core SoC	Fanless embedded system with 1GB DDR3 RAM, 4GB eMMC, 512KB SPI Flash ROM, HDMI, 3 USB 2.0, Micro USB 2.0 OTG port, 2 CAN bus, 2 COM, GPIO, Gigabit Ethernet, miniPCIe, RCA-in, 12V DC-in
AMOS-820-2Q10A1	1.0GHz Freescale i.MX 6Quad Cortex-A9 quad-core SoC	Fanless embedded system with 1GB DDR3 RAM, 4GB eMMC, 512KB SPI Serial Flash, HDMI, 3 USB 2.0, Micro USB 2.0 OTG port, 2 CAN bus, 2 COM, GPIO, Gigabit Ethernet, miniPCIe, RCA-in, PoE function, 12V DC-in

Optional Accessories

Wireless Accessories	
Part Number	Description
00G027100BU2B0D0	VNT9271BU0DB IEEE 802.11b/g/n USB Wi-Fi dongle
EMIO-2550-00A1	Ublox 3.75G HSPA/UMTS mobile broadband full size miniPCIe module with GPS and SIM card slot

Dimensions



Packing List

- AMOS-820 system
- 2-pole phoenix plug to DC jack
- Screw pack for mounting
- Washer rubbers pack
- Screw pack for miniPCIe card
- COM/CAN conversion cable

VIA
AMOS-800

Fanless ultra-compact ARM-based system for industrial environments



Features


- 800MHz Freescale™ i.MX537 Cortex-A8 SoC
- Wide operating temperature range, -40°C ~ 80°C
- Legacy I/O support
- Supports 8-bit GPIO and CAN bus
- Android, Linux, and WEC7 solution packs available

Specifications

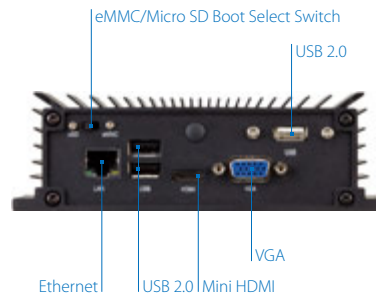
Model Name	AMOS-800
Processor	800MHz Freescale i.MX537 Cortex-A8 SoC
System Memory	1GB DDR3 SDRAM onboard
Storage	4GB eMMC Flash memory
Graphics	AMD Z430 GPU 2 integrated, independent 3D/2D graphics processing units Graphics engine supporting OpenGL® ES 2.0 and OpenVG™ 1.1 hardware acceleration Supports MPEG-2, VC-1 and H.264 video decoding up to 1080p
LAN	SMSC LAN8720A 10/100 PHY transceiver with HP Auto-MDIX support
Audio	Freescale SGT15000 low power stereo codec
HDMI	Silicon image SI19024A HDMI transmitter
USB	SMSC USB2514 USB 2.0 high speed 4-port hub controllers
CAN	TI SN65HVD1050 EMC optimized CAN transceiver
Front Panel I/O	1 COM port (TX/RX) 1 COM (TX/RX) / CAN bus port (supports CAN Protocol specification Version 2.0 B) 1 DIO port supports 8-bit GPIO (4 GPI + 4 GPO) 3 Audio jacks: Line-in, Line-out, Mic-in 1 2-pole Phoenix DC jack 1 Power on/off button 1 Power LED
Front Panel I/O	1 Micro SD card slot
Back Panel I/O	3 USB 2.0 ports 1 Mini HDMI port 1 VGA port 1 10/100Mbps Ethernet port 1 Micro SD/eMMC boot switch
Watchdog Timer	Integrated watch dog timer supports two comparison points. Each comparison point can interrupt ARM core, 2nd comparison point capable of generating external interrupts on WDOG line
Power Supply	5V DC-in (typical: 3.1W)
Operating System	Android 2.3, Linux Kernel 2.6.35
Operating Temperature	Extended temperature -40°C ~ 80°C (VGA display)
Operating Humidity	0% ~ 90% @ 45° C (non-condensing)
Vibration Loading during Operation	With onboard eMMC 5Grms, IEC 60068-2-64, random, 5 ~ 500Hz, 1 Oct./min, 1hr/axis
Shock During Operation	With onboard eMMC 50G, IEC 60068-2-27, half size, 11ms duration
Bottom Opening Covers	Open window with removable plate to access Micro SD slot
Dimensions	150mm(W) x 45mm(H) x 108mm(D) (5.9" x 1.8" x 4.25")
Weight	0.778kg (1.71lbs)
Compliance	CE, FCC



Front Panel External I/O



Rear Panel External I/O



Ordering Information

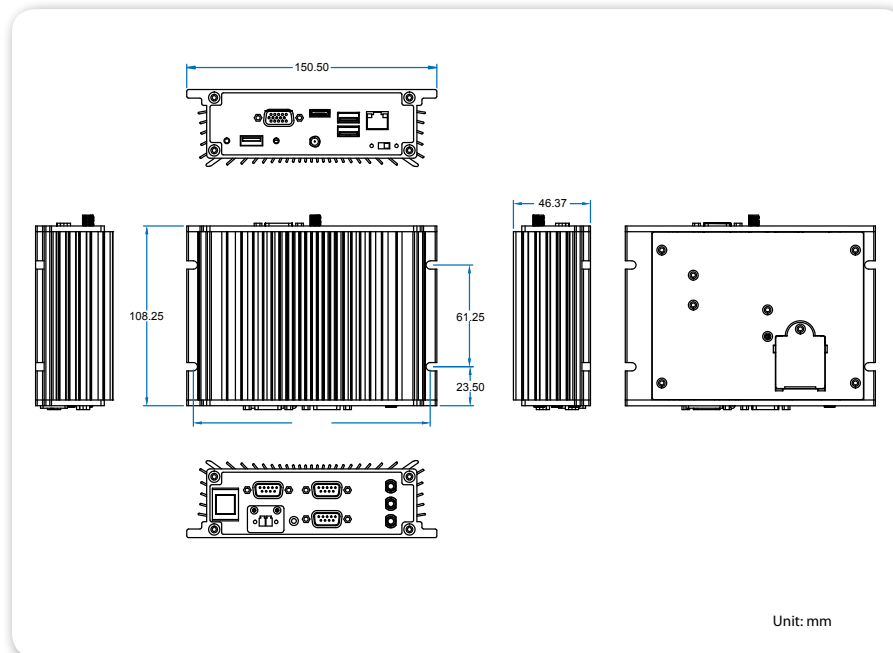
Part Number	System Built-in CPU	Description
AMOS-800-1S08A1	800MHz Freescale i.MX537 Cortex-A8 single-core SoC	Fanless embedded system with 1GB DDR3 SDRAM, 4GB eMMC, Mini HDMI, VGA, 3 USB 2.0, 10/100Mbps Ethernet, Micro SD card slot, 1 COM, 1 COM/CAN bus, 1 DIO, 5V DC-in

Optional Accessories

Wireless Accessories

Part Number	Description
00GO27100BU2B0D0	VNT9271BU0DB IEEE 802.11b/g/n USB Wi-Fi dongle

Dimensions



Packing List

- AMOS-800 system
- 5V AC-to-DC adapter, 2-pole phoenix plug to DC jack
- Console cable
- Washer rubbers
- Screw pack

VIA ALTA DS 2

Fanless ultra-compact dual-screen Android digital signage system



Features

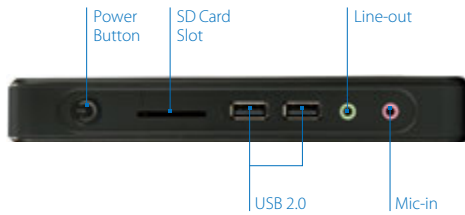
- High-performance 1.0GHz VIA Elite E1000 Cortex-A9 dual-core SoC
- Designed for Android operating system
- Dual-screen support with optional second HDMI port
- Extended & independent screen content support
- Android software solution pack and signage starter kit available

Specifications


Model Name	ALTA DS 2
Processor	1.0GHz VIA Elite E1000 Cortex-A9 dual-core SoC
System Memory	2GB DDR3 SDRAM onboard
Storage	4GB eMMC Flash memory Up to 16GB eMMC (optional) Supports 1 2.5" SATA HDD/SSD (Project-based only)
Boot Loader	4MB SPI Flash ROM
Graphics	3 integrated, independent 3D/2D and video processing units Graphics engine supporting OpenGL® ES 3.0 hardware acceleration Supports MPEG-2, VC-1 and H.264 video decoding up to 1080p
LAN	Realtek RTL8111G-CG
Audio	Wolfson WM8960 Audio Codec
HDMI	Integrated HDMI 1.4 transmitter 2nd from ADV7511
Front Panel I/O	2 USB 2.0 ports 1 SD card slot 2 Audio jacks: Line-out and Mic-in (shared with CIR, optional) 1 Power on/off button & power indicator LED
Back Panel I/O	2 Mini USB 2.0 ports (optional) - 1 for Wi-Fi - 1 for UART1 TX/RX 2 HDMI-out ports (1 optional) 1 Gigabit Ethernet port 1 DC-in jack
Power Supply	12V DC-in (typical: 5.12W)
Operating System	Android 4.3
Operating Temperature	0°C ~ 40°C
Operating Humidity	0 ~ 90% @ 40°C (non-condensing)
Storage Temperature	-20°C ~ 70°C
Dimensions	175mm(H) x 25mm (H) x 118(D) (6.88" x 0.98" x 4.64")
Weight	0.555kg (1.22lbs)
Compliance	CE, FCC



Front Panel External I/O



Rear Panel External I/O



Ordering Information

Part Number	System Built-in CPU	Description
VT60800014003-T	1.0GHz VIA Elite E1000	Android signage system with 2GB DDR3 RAM, 4GB eMMC, 2 HDMI-out, 2 USB 2.0 ports, 2 Mini USB 2.0 ports, SD card slot, Gigabit Ethernet, Stand holder, US power cord, 12V DC-in

Optional Accessories

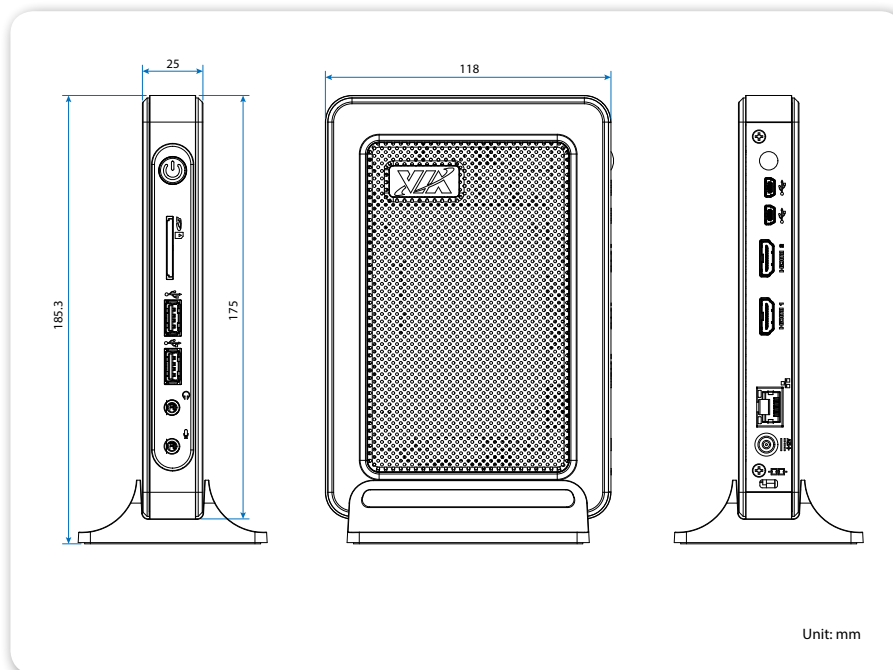
Wireless Accessories

Part Number	Description
00GO27100BU2B0D0	VNT9271BU0DB IEEE 802.11b/g/n USB Wi-Fi dongle

Mounting Options

Part Number	Description
VT6076-C0000A1	VESA mount cradle

Dimensions



Packing List

- ALTA DS 2 system
- Stand holder
- AC-to-DC adapter
- Power cord (USA type)

VIA ALTA DS

Fanless ultra-compact
Android digital signage
system

Features

- All-in-one system with ready to load software
- Designed for Android operating system
- Hardware acceleration of the most demanding video formats for resolutions up to 1080p
- HDMI and VGA (optional) ports
- Android software solution pack and signage starter kit available

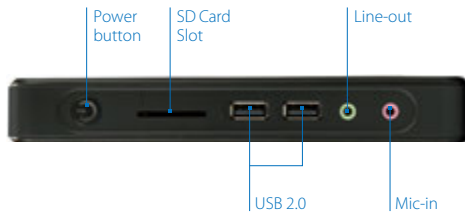


Specifications


Model Name	ALTA DS
Processor	800MHz VIA Cortex-A9 SoC
System Memory	1GB DDR3 SDRAM onboard
Storage	4GB eMMC Flash memory Up to 16GB eMMC (optional)
Boot Loader	512KB SPI Flash ROM onboard
Graphics	Mali-400 SP GPU 2 integrated, independent 3D/2D graphics processing units Graphics engine supporting OpenGL® ES 2.0 hardware acceleration Supports MPEG-2, VC-1 and H.264 video decoding up to 1080p
LAN	VIA VT6113 10/100 Base-TX PHY chip
Audio	VT1603A I2S audio Internal speaker (optional)
HDMI	Integrated HDMI 1.4 transmitter
Front Panel I/O	2 USB 2.0 ports 1 SD card slot 2 Audio jacks: Line-out and Mic-in 1 Power on/off switch
Back Panel I/O	2 USB 2.0 ports (optional) - 1 port for Wi-Fi - 1 port for UART1 TX/RX 1 HDMI port 1 VGA port (optional) 1 10/100Mbps Ethernet port 1 DC-in jack
Power Supply	12V DC-in (typical: 3.35W)
Operating System	Android 4.0.3, Linux kernel 3.0.8
Operating Temperature	0°C ~ 40°C
Operating Humidity	0 ~ 80% @ 40°C (non-condensing)
Storage Temperature	-20°C ~ 70°C
Dimensions	175mm(H) x 25mm (H) x 118(D) (6.88" x 0.98" x 4.64")
Weight	0.46kg (1.01lbs)
Compliance	CE/FCC



Front Panel External I/O



Rear Panel External I/O



Ordering Information

Part Number	System Built-in CPU	Description
VT60780013001-T	800MHz VIA Cortex-A9 SoC	Android signage system with 1GB DDR3 RAM, 4GB eMMC, HDMI, 4 USB 2.0, SD card slot, 10/100Mbps Ethernet, Stand holder, US power cord, 12V DC-in

Optional Accessories

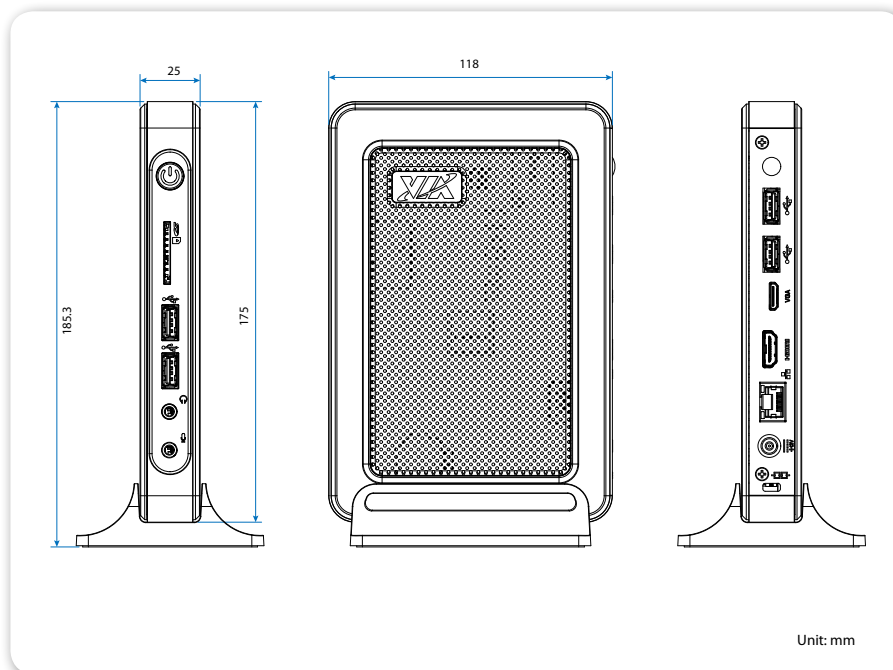
Wireless Accessories

Part Number	Description
00GO27100BU2B0D0	VNT9271BU0DB IEEE 802.11b/g/n USB Wi-Fi dongle

Mounting Options

Part Number	Description
VT6076-C0000A1	VESA mount cradle

Dimensions



Packing List

- ALTA DS system
- Stand holder
- AC-to-DC adapter
- Power cord (USA type)

Android Signage Solutions

VIA

ARTiGO A900

Fanless ultra-compact Android system for interactive kiosk, digital signage, home automation, HMI, and other IoT applications



Features


- High-performance 1.0GHz VIA Elite E1000 Cortex-A9 dual-core SoC
- Advanced 3D/2D graphics and video engine with Open GL ES 3.0 hardware acceleration support
- Mini HDMI-out port
- Rich I/O connectivity, including COM, Digital I/O, and USB 2.0 ports
- Android 4.3 BSP with VIA SMART ETk

Specifications


Model Name	ARTiGO A900
Processor	1.0GHz VIA Elite E1000 Cortex-A9 dual-core SoC
System Memory	2GB DDR3 SDRAM onboard
Storage	4GB eMMC Flash memory 1 mSATA slot
Graphics	3 integrated, independent 3D/2D and video processing units Graphics engine supporting OpenGL® ES 3.0 hardware acceleration Supports MPEG-2, VC-1 and H.264 video decoding up to 1080p
LAN	Realtek RTL8111G PCIe Gigabit Ethernet controller (WOL support)
Audio	Wolfson WM8960 Audio Codec
HDMI	Integrated HDMI 1.4 transmitter
Expansion I/O	1 miniPCIe slot
Front Panel I/O	3 USB 2.0 ports 2 Audio jacks: Line-out and Mic-in 1 Power on/off button with built-in LED 1 Red LED for mSATA status
Back Panel I/O	1 Mini USB 2.0 port 1 Mini HDMI port 7 pin DIO connector supports 4-bit GPIO (2 GPI +2 GPO) 8 pin COM connector (RS232/485) 1 Gigabit Ethernet port 1 Micro SD card slot 2 Antenna holes for 3G or Wi-Fi (manufacturing option) 1 DC-in jack
Bottom Panel I/O	1 miniPCIe slot 1 mSATA slot
Power Supply	12V DC-in (typical: 5W)
Operating System	Android 4.3
Operating Temperature	-5°C ~ 50°C
Operating Humidity	0% ~ 90% @ 45° C (non-condensing)
Vibration Loading during Operation	With onboard eMMC and mSATA 5Grms, IEC60068-2-64, random, 5~500Hz, 1 Oct./min, 1hr/axis
Shock during Operation	With onboard eMMC and mSATA 50G, IEC60068-2-27, half size, 11ms duration
Dimensions	125mm(W) x 30mm(H) x 125mm(D) (4.92" x 1.18" x 4.92")
Weight	0.525kg (1.15lbs)
Mounting	VESA mount (100mm x 100mm) (optional)
Mechanical Construction	Aluminum top cover Metal chassis housing
Compliance	CE/FCC/CCC



Front Panel External I/O



Rear Panel External I/O



Ordering Information

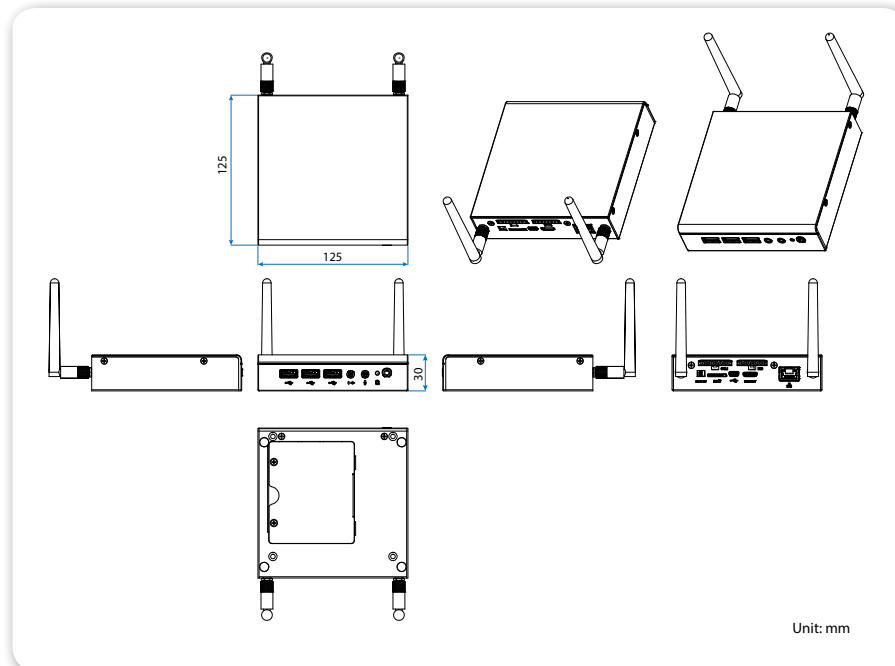
Part Number	System Built-in CPU	Description
ATG-A900-1D10A1	1.0GHz VIA Elite E1000	Android System with 2GB DDR3 RAM, 4GB eMMC, 3 USB 2.0, Mini USB 2.0, COM, GPIO, Gigabit Ethernet, 1 Mini HDMI, Micro SD card slot, 1 miniPCle slot, 1 mSATA connector, 12V DC-in

Optional Accessories

Wireless Accessories

Part Number	Description
00GO27100BU2B0D0	VNT9271BU0DB IEEE 802.11b/g/n USB Wi-Fi dongle
EMIO-2550-00A1	Ublox 3.75G HSPA/UMTS mobile broadband full size miniPCle module with GPS and SIM card slot (*Note: GPS function is not currently supported for ARTIGO A900)

Dimensions



Unit: mm

Packing List

- ARTIGO A900 system
- AC-to-DC adapter
- Power cord (USA type)
- COM cable
- DIO cable
- Jumper cap
- Rubber feet

SMART Hospitality

Enjoy Your Stay with eButler Cloud Computing
Now implemented by Taiwan Alishan House
and several Five-Star Hotels around the world



VIA Embedded x86 Solutions

VIA Embedded provides all the building blocks that designers need to build reliable, low-power, high-performance x86 systems for a diverse range of embedded applications, including digital signage, transportation, and industrial automation.

Combining a wide selection of low-power, feature-rich small form factor boards and rugged and reliable fanless small form factor systems with an extensive suite of software and hardware customization capabilities and longevity support, VIA Embedded enables developers to create innovative new solutions based on the x86 architecture.



VIA Embedded x86 Boards



VIA Embedded offers a wide variety of highly-integrated, low-power x86 boards featuring the new VIA Eden® X4 and VIA QuadCore E-Series processors. Available in a choice of Mini-ITX and Pico-ITX form factors, VIA Embedded x86 boards combine powerful multicore processing with rich multimedia, connectivity, and I/O features to provide all the necessary functionality and performance for even the most demanding embedded system design applications.

Built to the most exacting quality standards, VIA Embedded x86 boards are ultra-reliable and feature guaranteed longevity of up to seven years. To ensure that they can operate in even the most challenging environments, the boards also support extended temperature ranges.

With their rich feature sets, low power consumption, and cutting-edge functionality and performance, VIA Embedded x86 boards are ideal for a myriad of embedded design applications, including digital signage, industrial automation, healthcare, HMI, thin clients, and transportation. Customers can also take advantage of the extensive hardware and software customization services provided by VIA Embedded to create truly differentiated products for their target markets.

VIA Embedded Computer-on-Module Solutions

The modular design philosophy of VIA Embedded x86 Com Express® and ETX® form factors provides customers with the freedom to easily customize and modify existing designs in order to create innovative new devices using significantly faster design cycles and fewer resources.

VIA COM Express® Modules

VIA COM Express® modules provide scalable solutions for high-level embedded applications and support system expansion and application-specific customization. Designed to combine low power consumption with advanced multimedia performance, VIA COM Express® modules are targeted at industrial PCs and large OEM customers focused on dynamic application segments, including gaming, healthcare, military, transportation, and industrial automation. They are available in a choice of Basic, Mini, and Compact standards.

Customers can utilize a proprietary multi-I/O carrier board for evaluation purposes or take advantage of the rich design experience and expertise of VIA Embedded to develop a customized carrier board.



VIA ETX Module

VIA ETX is a highly-integrated embedded multimedia module with native ISA/PCI support for legacy expansion cards and applications. Powered by a VIA multicore processor, the VIA ETX module offers industry-leading performance, high display resolutions of up to 2560 x 1600 on VGA interface, and 12/24-bit dual-channel LVDS panel support.



VIA Embedded x86 Systems

VIA Embedded offers an unmatched selection of robust, small form factor x86 systems targeted at a wide range of embedded applications and environments, including industrial automation, digital signage, retail, hospitality, in-vehicle, transportation, home, and entertainment.

VIA Embedded x86 systems combine ultra-low power consumption and fanless design implementations with advanced computing, graphics, and video performance. They also cover a broad spectrum of feature sets, including rich I/O connectivity, and offer flexible expansion options in order to meet the diverse needs of the embedded market.

VIA Embedded x86 systems are designed and manufactured to the highest standards of quality and reliability, and include a range of ruggedized, dust-proof chassis. They also support extended temperature ranges in order to operate in even the most demanding environments and are backed up with guaranteed longevity in order to support embedded product life cycles.

To ensure a rapid development path for embedded developers, VIA Embedded x86 systems can be integrated with a growing number of software support packages for Windows, Windows Embedded, and Linux. A comprehensive range of customization and technical support services to assist customers in taking their products to market is also available.

VIA AMOS-3000 Series Industrial Fanless Systems

Integrating a choice of low power processors, including the latest VIA Eden X4 processor, into compact, fanless, and dust-proof chassis designs, the VIA AMOS 3000 Series fanless systems provide ultra-powerful and ultra-reliable solutions for a wide variety of embedded segments including medical, healthcare, industrial and building automation, digital signage, kiosk, POI/POS, gaming and surveillance applications.

With their unique modular design and rich I/O features, VIA AMOS 3000 fanless systems offer multiple opportunities for customization as well as being quick and easy to assemble. They are also extremely low power and support a wide temperature range, making them an ideal solution for even the most demanding operating environments.





VIA ARTiGO Series Systems

Leveraging the compact design of the VIA Pico-ITX boards, VIA ARTiGO Series small form factor systems provide a growing selection of slim, low profile solutions for a wide range of high-performance embedded applications, including thin clients and fanless multi-display digital signage systems.

Combining advanced multimedia capabilities such as 1080p HD video support with VIA high performance Eden X4 processors, VIA ARTiGO Series systems pack a rich set of connectivity and I/O features into a range of attractive ultra-compact chassis that are small enough to fit into almost any environment. In addition to being compatible with a wide range of Windows, Windows Embedded, and Linux operating systems, they are also ultra-reliable and deliver high levels of energy efficiency. For digital signage applications VIA ARTiGO Series systems also support VIA MagicView™, a powerful and flexible content management platform for designing, distributing and displaying digital signage content.



VIA VIPRO Series Panel PC

The VIA VIPRO VP7910 is an embedded panel computer, featuring the latest VIA Eden X4 processor, with a 10.4" TFT LCD resistive touch or p-cap screen that provides the ideal solution for applications that require low power consumption and fanless, noise-free operation with multiple I/O ports.

With its durable fanless design and advanced computing, multimedia, and connectivity features, the VIA VIPRO VP7910 Fanless Panel PC is suitable for a wide variety of embedded, multimedia, and industrial HMI applications including factory automation systems, precision machinery, production process control, terminal information systems, entertainment management systems, and car park automation systems.

VIA EMIO Wireless Modules

VIA EMIO Wireless modules are designed for easy integration with selected VIA Embedded x86 systems and are compatible with global IEEE 802.11b/g/n/e standards.



An abstract graphic featuring a network of interconnected nodes and lines. The nodes are represented by circles of varying sizes, some solid black and some white with black outlines. The lines are thin black lines connecting the nodes. The background is a vibrant, multi-colored geometric pattern with shades of red, orange, yellow, pink, and purple, overlaid with a white grid of squares.

VIA Embedded x86 Software Development Packages and Customization Services

VIA Embedded offers a wide range of software packages and services to enable developers to customize x86 systems and devices using Linux and Windows, including display, networking, and audio driver support and the VIA SMART ETK.



VIA SMART ETK

The VIA SMART ETK provides an application programming interface (API) that simplifies system development on VIA Embedded x86 platforms. The VIA SMART ETK is also bundled with SMART ETK Demo, which is easy to install and has a user-friendly GUI for demonstrating the various functions of VIA Embedded x86 platforms. Both the VIA SMART ETK and SMART ETK Demo are easy-to-use tools that help to shorten development time and speed up time to market.

VIA Embedded Vehicle Power Control

VIA Embedded Vehicle Power Control delivers transportation customers an easy-to-use solution that helps prevent damage from power spikes and ensures better battery management. In addition to providing a protocol for power on/off delay, maintenance power on/off time, IGN off notification and other functions, it is also bundled with demo utility.

VIA StrongBox SDK

VIA Embedded provides an easy-to-use virtual disk encryption solution called StrongBox SDK which utilizes the VIA ACE hardware security engine integrated in VIA x86 processors. StrongBox helps avoid data leaks with minimal impact on performance, and provides an application programming interface (API) that makes it easy for system developers using VIA Embedded x86 platforms to carry out further development. The VIA StrongBox SDK implements many basic functions, such as creating/deleting image files, mounting/dismounting devices, and locking/unlocking devices. VIA StrongBox is a virtual disk encryption application based on the VIA StrongBox SDK and can be downloaded for free from the VIA website.

VIA ACE-CNX for NAS Disk Encryption

VIA ACE-CNX provides top level data protection for NAS disk encryption utilizing the AES-256 standard. It also leverages the advanced capabilities of the VIA ACE hardware security engine integrated in VIA x86 processors to minimize the impact on overall system performance.

VIA Embedded x86 Boards

Pico-ITX

- EPIA-E900 (Pico-ITXe)
- EPIA-P910
- EPIA-P900

Mini-ITX

- EPIA-M920
- EPIA-M910
- EPIA-M900
- EPIA-M860
- VB7009

Computer-on-Module

- COMe-9X90
- COMe-8X92
- COMe-8X91
- COMe-8X90
- ETX-8X90

Quick Guide

Model	EPIA-E900 (Pico-ITXe) NEW	EPIA-P910 NEW	EPIA-P900
Processor	1.2GHz VIA Eden® X4	1.2GHz VIA Eden® X4	1.0GHz VIA Eden® X2
Chipset	VX11H MSP	VIA VX11H MSP	VIA VX900H MSP
Graphics	Integrated VIA Chrome® 640 DX11 3D/2D graphics with MPEG-2, WMV9, VC1 and H.264 video decoding acceleration	Integrated VIA Chrome® 640 DX11 3D/2D graphics with MPEG-2, WMV9, VC1 and H.264 video decoding acceleration	Integrated VIA Chrome®9 HD DX9 3D/2D graphics with MPEG-2, WMV9, VC1 and H.264 video decoding acceleration
System Memory	1 DDR3 1333 SDRAM (SODIMM) (Max. 8GB)	1 DDR3 1333 SDRAM (SODIMM) (Max. 8GB)	1 DDR3 800/1066 SDRAM (SODIMM) (Max. 4GB)
Storage	1 SATA connector	2 SATA connectors	2 SATA connectors
Audio	HD	HD	HD
Display I/O	1 Mini HDMI	1 Mini HDMI 1 VGA 1 Single-CH LVDS	1 HDMI 1 VGA 1 Single-CH LVDS
USB	2 USB 3.0 2 USB 2.0	2 USB 3.0 6 USB 2.0	8 USB 2.0
LAN	2 Gigabit Ethernet	1 Gigabit Ethernet	1 Gigabit Ethernet
COM	2 COM	N/A	N/A
Digital I/O	N/A	1	1
Expansion I/O	MXM connector for 1 PCIe x4, 4 USB 2.0, 1 Single-CH LVDS	Proprietary connector for 3 PCIe x1, 3 USB	Proprietary connector for 2 PCIe x1, 1 USB
Power Supply	12V DC-in	12V DC-in	12V DC-in
Operating System	Windows 8.1/8/7, WES7, Linux	Windows 8.1/8/7, WES 7, Linux	Windows 7, WES 7, Windows CE, Linux
Operating Temperature	0°C ~ 55°C	0°C ~ 55°C	0°C ~ 60°C
Optional Accessories	EMIO-1533 USB Wi-Fi	P910-A (3 audio jacks/2 USB 2.0) EMIO-1533 USB Wi-Fi LPC-01/02/04	EMIO-1533 USB Wi-Fi LPC-01/02/04

VIA Embedded
ARM BoardsVIA Embedded
ARM SystemsVIA Embedded
x86 BoardsVIA Embedded
x86 SystemsVIA Embedded
Accessories

Pico-ITXe Series

NEW


VIA EPIA-E900

Highly-integrated low-power platform with rich multimedia and I/O capabilities

Features

- Compact 13.8cm x 7.2cm Pico-ITXe form factor
- Fanless 1.2GHz VIA Eden® X4 Processor
- DX11 graphics with MPEG-2/WMV9/VC1/H.264 decoding acceleration
- Multiple expansion options
- Supports one Mini HDMI

Board Placement




Specifications


Model Name	EPIA-E900-12QE
Processor	1.2GHz VIA Eden® X4 (Fanless)
Chipset	VIA VX11H Media System Processor
BIOS	AMI Aptio UEFI BIOS, 32Mbit Flash memory
System Memory	1 DDR3 1333 SODIMM socket Up to 8GB memory size
Storage	1 SATA connector
Graphics	Integrated Chrome® 640 DX11 3D/2D graphics with MPEG-2, WMV9, VC1 and H.264 video decoding acceleration
LAN	2 Realtek RTL8111G PCIe Gigabit Ethernet controllers
Audio	Through MXM support
Super I/O	Fintek F81801U-1
Expansion I/O	MXM connector interface
MXM Connector Interface	1 SATA port 4 USB 2.0 ports 1 Display Port or HDMI port 1 Single channel 18/24-bit LVDS panel connector 1 COM port (from VX11) 1 DVP port 1 LPC 1 SMBus 1 SPI 1 Digital I/O (3GPI + 3GPO) 1 HD Audio (codec required) 1 System fan 1 PCIe x4
Onboard I/O	1 SATA connector 1 SATA power connector 1 USB pin header (supports VNT9271 Wi-Fi module) 1 Smart Fan pin header for CPU 1 DC-in connector
Front Panel I/O	2 USB 3.0 ports 2 COM ports 1 HDD LED 1 Power LED 1 Power button
Back Panel I/O	2 USB 2.0 ports 1 Mini HDMI port 2 Gigabit Ethernet ports
Power Supply	12V DC-in
Operating System	Windows 8.1/8/7, WES 7, Linux
System Monitoring & Management	Wake-on-LAN, Keyboard Power-on, Timer Power-on, System power management, AC power failure recovery, Watch Dog Timer
Operating Temperature	0°C ~ 55°C
Operating Humidity	0% ~ 95% (non-condensing)



Back Panel I/O



Front Panel I/O



Accessories



EMIO-1533 USB Wi-Fi Module
802.11b/g/n standards

Specifications

Model Name	EPIA-E900-12QE
Form Factor	Pico-ITXe (13.8cm x 7.2cm, 5.4" x 2.8")
Compliance	CE/FCC

Ordering Information

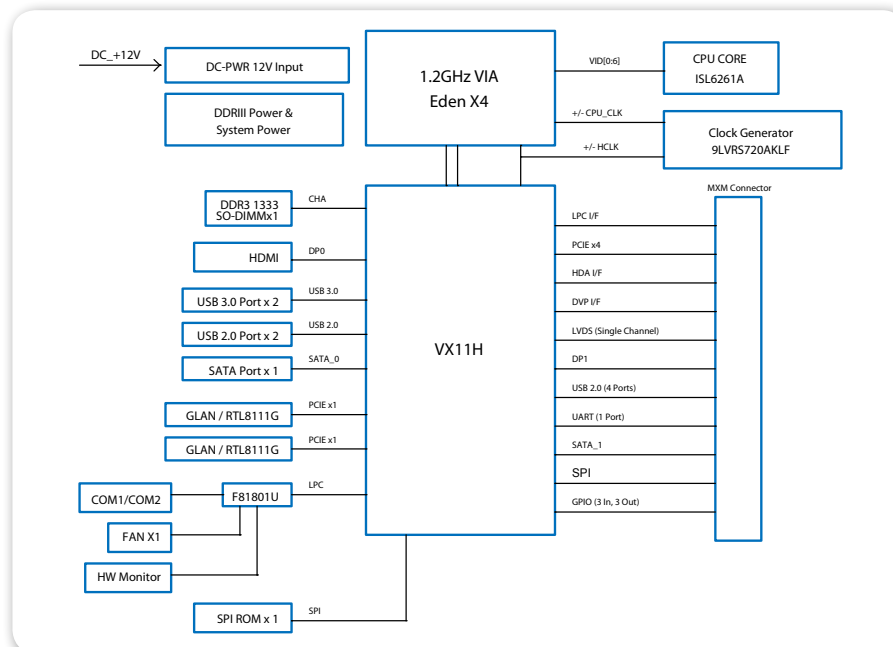
Model Name	CPU Frequency	Description
EPIA-E900-12QE	VIA Eden® X4 @ 1.2GHz	Pico-ITXe Board with 1.2GHz VIA Eden® X4 CPU, Mini HDMI, 2 USB 3.0, 2 USB 2.0, 2 COM, 2 Gigabit Ethernet, 1 SATA, 12V DC-in

Optional Accessories

Wireless Modules

Part Number	Description
EMIO-1533-00A2	VNT9271 IEEE 802.11 b/g/n USB Wi-Fi module with assembly kit

Block Diagram



Packing List

Items

- DC power cable
- SATA cable
- SATA power cable

Pico-ITX Series

NEW

VIA EPIA-P910


Highly-integrated low-power platform with rich multimedia and I/O capabilities

Features

- Compact 10cm x 7.2cm Pico-ITX form factor
- Fanless 1.2GHz VIA Eden® X4 Processor
- DX11 graphics with MPEG-2/WMV9/VC1/H.264 decoding acceleration
- Multiple expansion options through MXM connector
- Supports one Mini HDMI and one VGA port




Board Placement




Specifications

Model Name	EPIA-P910-12QE
Processor	1.2GHz VIA Eden® X4 (Fanless)
Chipset	VIA VX11H Media System Processor
BIOS	AMI Aptio UEFI BIOS, 32Mbit Flash memory
System Memory	1 DDR3 1333 SODIMM socket Up to 8GB memory size
Storage	2 SATA connectors
Graphics	Integrated Chrome® 640 DX11 3D/2D graphics with MPEG-2, WMV9, VC1 and H.264 video decoding acceleration
LAN	1 VIA VT6130 PCIe Gigabit Ethernet controller
Audio	VIA VT2021 High Definition Audio Codec
Super I/O	Fintek F81801U-I
Expansion I/O	3 PCIe x1 + 3 USB 2.0 (through high speed extension)
Onboard I/O	2 SATA connectors 1 SATA power connector 1 USB 2.0 pin header for 3 ports 1 Single-channel 18/24-bit LVDS panel connector 1 LPC pin header 1 SMBus pin header 1 Digital I/O pin header (4 GPI + 4 GPO) 1 Audio pin header for Line-in, Line-out, Mic-in 1 Smart Fan pin header for CPU 1 Backlight control for panel 1 DC-in connector 3 PCIe x1 + 3 USB 2.0 ports (through high speed extension)
Back Panel I/O	2 USB 3.0 ports 1 Mini HDMI port 1 VGA port 1 Gigabit Ethernet port
Power Supply	12V DC-in
Operating System	Windows 8.1/8/7, WES 7, Linux
System Monitoring & Management	Wake-on-LAN, Keyboard Power-on, Timer Power-on, System power management, AC power failure recovery, Watch Dog Timer
Operating Temperature	0°C ~ 55°C
Operating Humidity	0% ~ 95% (non-condensing)
Form Factor	Pico-ITX (10cm x 7.2cm, 3.9" x 2.8")
Compliance	CE/FCC

Back Panel I/O



Accessories



Ordering Information

Model Name	CPU Frequency	Description
EPIA-P910-12QE	VIA Eden® X4 @ 1.2GHz	Pico-ITX Board with 1.2GHz VIA Eden® X4 CPU, Mini HDMI, VGA, LVDS, 2 USB 3.0, 6 USB 2.0, Gigabit Ethernet, 2 SATA, 12V DC-in

Optional Accessories

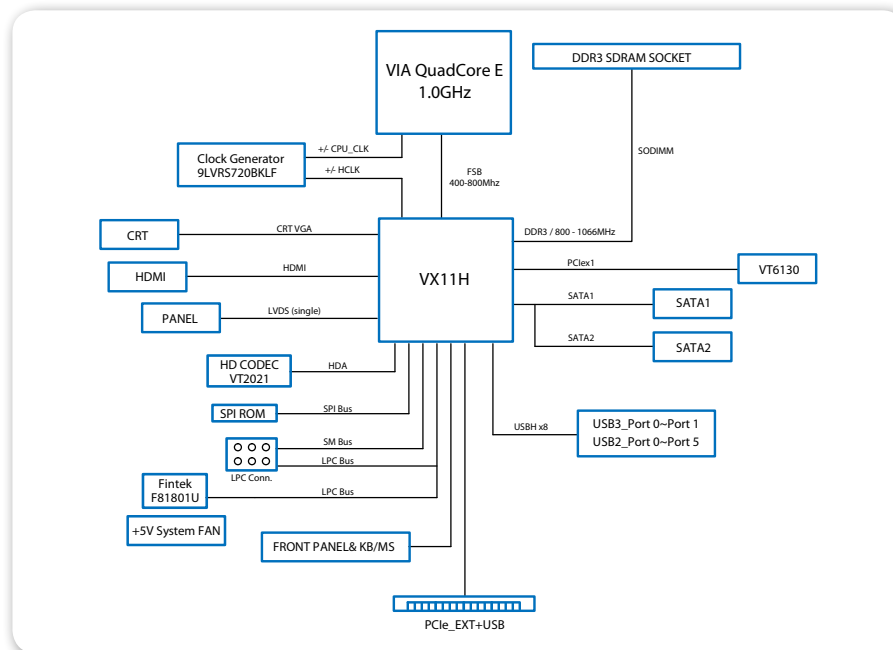
I/O Expansion Cards

Part Number	Description
EPIA-P910-A	Front I/O card with 2 LEDs, 1 power button, 3 audio jacks and 2 USB 2.0
LPC-01	Expansion module for four COM ports
LPC-02	Expansion module for four COM ports (5V or 12V)
LPC-04	Expansion module for two or four COM ports (5V or 12V)

Wireless Modules

Part Number	Description
EMIO-1533-00A2	VNT9271 IEEE 802.11 b/g/n USB Wi-Fi module with assembly kit

Block Diagram



Packing List

Items

- DC power cable
- SATA cable
- SATA power cable

Pico-ITX Series

VIA EPIA-P900

Ultra-compact low-power platform with advanced multimedia capabilities

Features

- Compact 10cm x 7.2cm Pico-ITX form factor
- 1.0GHz VIA Eden® X2 Processor
- DX9 graphics with MPEG-2/WMV9/VC1/H.264 decoding acceleration
- Multiple expansion options
- Supports one HDMI and one VGA port

Board Placement


12V DC-in

VGA/USB

HDMI

Gigabit Ethernet

High Speed Extension
(2 PCIe x1 + 1 USB 2.0)



LPC/SMBus/GPIO

VIA Eden® X2 CPU

VIA VX900H Chipset

USB 2.0 Pin Header for 5 Ports

Front Audio

SATA

UART


Specifications

Model Name	EPIA-P900-10
Processor	1.0GHz VIA Eden® X2
Chipset	VIA VX900H Media System Processor
BIOS	AMI BIOS, 8Mbit Flash memory
System Memory	1 DDR3 800/1066 SODIMM socket Up to 4GB memory size
Storage	2 SATA connectors
Graphics	Integrated VIA Chrome®9 HD DX9 3D/2D graphics with MPEG-2, WMV9, VC1 and H.264 video decoding acceleration
LAN	1 VIA VT6130 PCIe Gigabit Ethernet controller
Audio	VIA VT2021 High Definition Audio Codec
Super I/O	Fintek F81801U-I
Expansion I/O	2 PCIe x1 + 1 USB 2.0 (through high speed extension)
Onboard I/O	2 SATA connectors 1 SATA power connector 1 USB pin header for 5 ports 1 Single-channel 24-bit LVDS panel connector 1 LPC pin header 1 SMBus pin header 1 Digital I/O pin header (4 GPI + 4 GPO) 1 Audio pin header for Line-out, Mic-in 1 Ethernet pin header 1 Smart Fan pin header for system 2 UART port pin-headers 1 Backlight control for panel 1 DC-in connector 2 PCIe x1 + 1 USB 2.0 port (through high speed extension)
Back Panel I/O	2 USB 2.0 ports 1 HDMI port 1 VGA port 1 Gigabit Ethernet port
Power Supply	12V DC-in
Operating System	Windows 7, WES 7, Windows CE, Linux
System Monitoring & Management	Wake-on LAN, Keyboard Power-on, Timer Power-on, System power management, AC power failure recovery, Watch Dog Timer
Operating Temperature	0°C ~ 60°C
Operating Humidity	0% ~ 95% (non-condensing)
Form Factor	Pico-ITX (10cm x 7.2cm, 3.9" x 2.8")
Compliance	CE/FCC




Back Panel I/O


I/O of EPIA-P900 Board



I/O of EPIA-P900 Board with P830-A



Accessories



LPC-01/02/04
Up to 4 additional COM ports



P830-A (Pre-assembled)
VGA/Gigabit Ethernet/2 USB 2.0



EMIO-1533 USB Wi-Fi Module
802.11b/g/n standards

Ordering Information

Model Name	CPU Frequency	Description
EPIA-P900-10	VIA Eden® X2 @ 1.0GHz	Pico-ITX board with 1.0GHz VIA Eden® X2 CPU, HDMI, VGA, LVDS, 8 USB 2.0, Gigabit Ethernet, 2 SATA, 12V DC-in, Pre-assembled P830-A I/O card

Optional Accessories

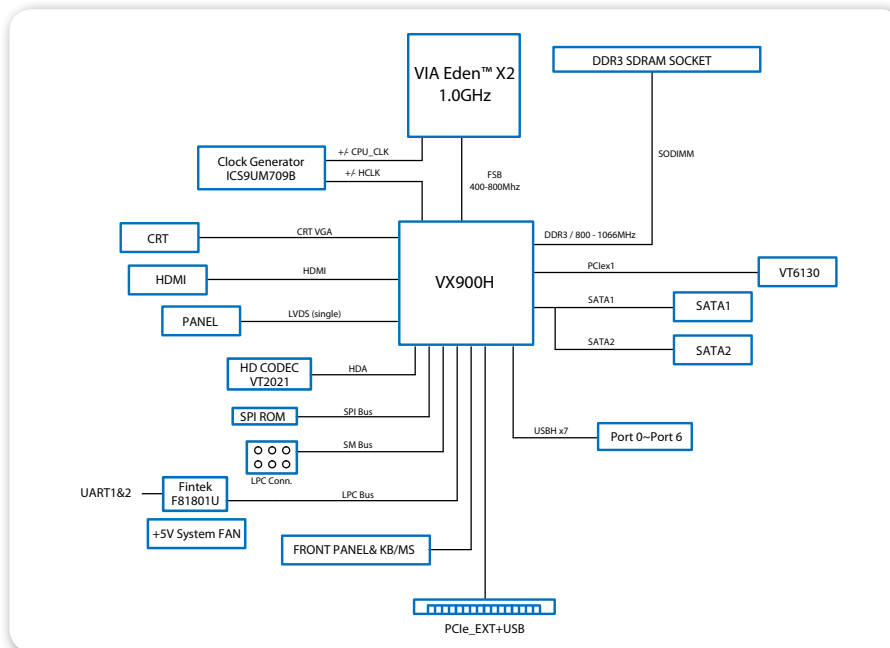
I/O Expansion Cards

Part Number	Description
LPC-01	Expansion module for four COM ports
LPC-02	Expansion module for four COM ports (5V or 12V)
LPC-04	Expansion module for two or four COM ports (5V or 12V)

Wireless Modules

Part Number	Description
EMIO-1533-00A2	VNT9271 IEEE 802.11 b/g/n USB Wi-Fi module with assembly kit

Block Diagram



Packing List

Items
P830-A I/O card (pre-assembled)
DC power cable
SATA cable
SATA power cable

Mini-ITX

Quick Guide

Model	EPIA-M920 NEW	EPIA-M910	EPIA-M900	EPIA-M860	VB7009 NEW
Processor	2.0GHz VIA QuadCore E-Series 1.6GHz VIA Eden® X4 1.0GHz VIA Eden® X2	1.2GHz VIA QuadCore E-Series 1.6GHz VIA Nano® X2 E-Series 1.0GHz VIA Eden X2	1.2GHz VIA QuadCore E-Series 1.6GHz VIA Nano® X2 E-Series 1.0GHz VIA Eden®X2 E-Series	1.2GHz VIA Nano® E-Series	1.2GHz VIA Eden® X4 1.6GHz VIA C7®-D 1.0GHz VIA C7®
Chipset	VIA VX11H MSP	VIA VX900 MSP	VIA VX900H MSP	VIA VX900H MSP	VIA VX900 MSP
Graphics	Integrated VIA Chrome® 640 DX11 3D/2D graphics with MPEG-2, WMV9, VC1 and H.264 video decoding acceleration	Integrated VIA Chrome®9 HD DX9 3D/2D graphics with MPEG-2, WMV9, VC1 and H.264 video decoding acceleration	Integrated VIA Chrome®9 HD DX9 3D/2D graphics with MPEG-2, WMV9, VC1 and H.264 video decoding acceleration	Integrated VIA Chrome®9 HD DX9 3D/2D graphics with MPEG-2, WMV9, VC1 and H.264 video decoding acceleration	Integrated VIA Chrome®9 HD DX9 3D/2D graphics with MPEG-2, WMV9, VC1 and H.264 video decoding acceleration
System Memory	2 DDR3 1333 SDRAM (SODIMM) (Max. 16GB)	2 DDR3 1066 SDRAM (DIMM) (Max. 8GB)	2 DDR3 1066 SDRAM (SODIMM) (Max. 8GB)	1 DDR3 1066 SDRAM (DIMM) (Max. 4GB)	1 DDR3 1066 SDRAM (DIMM) (Max. 4GB)
Storage	2 SATA connectors	2 SATA connectors	2 SATA connectors	2 SATA connectors	2 SATA connectors
Audio	HD	HD	HD	HD	HD
Display I/O	2 HDMI 1 VGA 1 Single-CH LVDS 1 Dual-CH LVDS	1 HDMI 1 VGA 1 Single-CH LVDS 1 Dual-CH LVDS	1 HDMI 1 VGA 1 Dual-CH LVDS	1 HDMI 1 VGA	1 VGA 1 Dual-CH LVDS
USB	3 USB 3.0 6 USB 2.0	8 USB 2.0	8 USB 2.0	7 USB 2.0	8 USB 2.0
LAN	2 Gigabit Ethernet	2 Gigabit Ethernet	1 Gigabit Ethernet (+1 optional)	1 Gigabit Ethernet	2 Gigabit Ethernet
COM	4 (3 pin headers)	8 (6 pin headers)	4 (3 pin headers)	4 (3 pin headers)	6 (5 pin headers, 2 are optional)
Digital I/O	1	2	2	1	1
Expansion I/O	1 PCIe x4	1 PCIe x1 1 PCI	1 PCI 1 PCIe x16 (with effective speed up to PCIe x8)	1 PCIe x1 1 PCI 1 miniPCIe	1 PCI
Power Supply	ATX connector	ATX connector 12V DC-in	ATX connector	ATX connector 12V DC-in	ATX connector
Operating System	Windows 8.1/8/7, WES 7, Linux, POSReady 7	Windows 7, WES 7, Windows CE, Linux, POSReady 7	Windows 7, WES 7, Windows CE, Linux	Windows 7, WES 7, Windows CE, Linux, POSReady 7	Windows 7, WES 7, Windows CE, Linux, POSReady 7
Operating Temperature	0°C ~ 60 °C	0°C ~ 60°C	0°C ~ 60°C	0°C ~ 60°C	0°C ~ 60°C
Optional Accessories	EMIO-1533 USB Wi-Fi LPC-01/02/04 PWB-M120	EMIO-1533 USB Wi-Fi LPC-01/02/04 PWB-M120 PCIE-03 EXT-PCI	EMIO-1533 USB Wi-Fi PWB-M120 EXT-PCI	EMIO-1533 USB Wi-Fi PWB-M120 PCIE-03 EXT-PCI	EMIO-1533 USB Wi-Fi LPC-01/02/04 PWB-M120 EXT-PCI

Mini-ITX Series

NEW

VIA

EPIA-M920


Highly-integrated low-power platform with rich feature set and multimedia capabilities

Features

- Compact 17cm x 17cm Mini-ITX form factor
- Fanless 1.6GHz VIA Eden® X4 and 1.0GHz VIA Eden® X2 processor options
- Dual Gigabit Ethernet
- DX11 graphics with MPEG-2/WMV9/VC1/H.264 decoding acceleration
- Rich feature set



Board Placement



Specifications

Model Name	EPIA-M920-20Q	EPIA-M920-16QE	EPIA-M920-10E
Processor	2.0GHz VIA QuadCore E-Series (with Fan)	1.6GHz VIA Eden® X4 (Fanless)	1.0GHz VIA Eden® X2 (Fanless)
Chipset	VIA VX11H Media System Processor		
BIOS	AMI Aptio UEFI BIOS, 4MB Flash memory		
System Memory	2 DDR3 1333 SODIMM slots Up to 8GB memory per slot		
Storage	2 SATA connectors		
Graphics	Integrated Chrome® 640 DX11 3D/2D graphics with MPEG-2, WMV9, VC1 and H.264 video decoding acceleration		
LAN	Realtek RTL8111G		
Audio	VIA VT2021 High Definition Audio Codec		
Super I/O	Fintek F71869E		
Expansion I/O	1 PCIe x4 slot		
Onboard I/O	2 SATA connectors 2 SATA DOM power selectors 1 USB 3.0 pin header for 1 port 2 USB 2.0 pin headers for 4 ports 1 Dual channel 18/24-bit LVDS panel connector 1 Single channel 18/24-bit LVDS panel connector 3 COM port pin headers (powered with selectable 5V/12V) 1 LPC pin header 1 SMBus pin header 1 S/PDIF-out connector 1 Digital I/O pin header (4 GPI + 4 GPO) 1 Front audio pin header for Line-out, Mic-in 2 Smart Fan pin headers for CPU and system 2 Backlight control connectors for inverter power and brightness control 1 SD card (SDHC/SDXC) pin header 1 ATX power connector 1 PCIe x4 slot		
Back Panel I/O	2 USB 3.0 ports 2 HDMI ports 1 VGA port 1 COM (powered with selectable 5V/12V) 2 Gigabit Ethernet ports 3 Audio jacks: Line-in, Line-out, and Mic-in 2 PS/2 keyboard/mouse ports		
Power Supply	ATX power connector		
Operating System	Windows 8.1/8/7, WES 7, Linux, POSReady 7		
System Monitoring & Management	Wake-on-LAN, Keyboard Power-on, Timer Power-on, System power management, AC power failure recovery, Watch Dog Timer		
Operating Temperature	0°C ~ 60°C		
Operating Humidity	0% ~ 95% (non-condensing)		
Form Factor	Mini-ITX (17cm x 17cm, 6.7" x 6.7")		
Compliance	CE/FCC		

VIA Embedded
ARM Boards


VIA Embedded
ARM Systems

VIA Embedded
x86 Boards

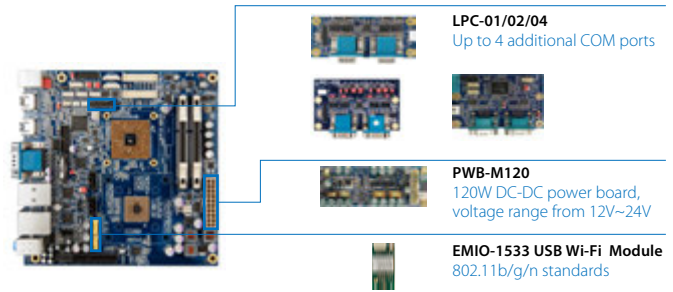
VIA Embedded
x86 Systems

VIA Embedded
Accessories

Back Panel I/O



Accessories



Ordering Information

Model Name	CPU Frequency	Description
EPIA-M920-20Q	VIA QuadCore E-Series @ 2.0GHz	Mini-ITX board with 2.0GHz VIA QuadCore E-Series CPU with 2 HDMI, VGA, 2 LVDS, 3 USB 3.0, 6 USB 2.0, 4 COM, 2 Gigabit Ethernet, 2 SATA, PCIe, ATX power connector
EPIA-M920-16QE	VIA Eden® X4 @ 1.6GHz	Mini-ITX board with 1.6GHz VIA Eden® X4 CPU with 2 HDMI, VGA, 2 LVDS, 3 USB 3.0, 6 USB 2.0, 4 COM, 2 Gigabit Ethernet, 2 SATA, PCIe, ATX power connector
EPIA-M920-10E	VIA Eden® X2 @ 1.0GHz	Mini-ITX board with 1.0GHz VIA Eden® X2 CPU with 2 HDMI, VGA, 2 LVDS, 3 USB 3.0, 6 USB 2.0, 4 COM, 2 Gigabit Ethernet, 2 SATA, PCIe, ATX power connector

Optional Accessories

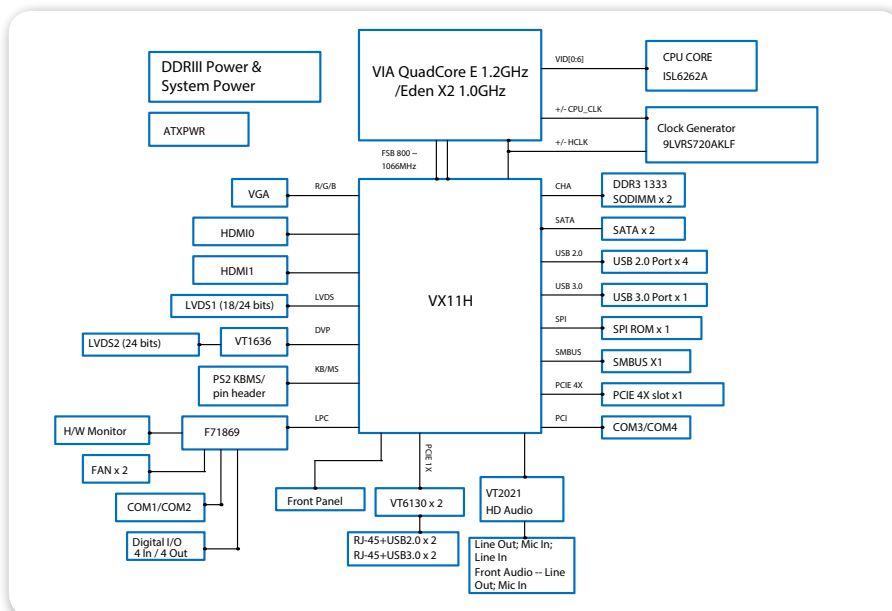
I/O Expansion Cards

Part Number	Description
LPC-01	Expansion module for four COM ports
LPC-02	Expansion module for four COM ports (5V or 12V)
LPC-04	Expansion module for two or four COM ports (5V or 12V)
PWB-M120	120W DC-DC power board, voltage range from 12V~24V

Wireless Modules

Part Number	Description
EMIO-1533-00A2	VNT9271 IEEE 802.11 b/g/n USB Wi-Fi module with assembly kit

Block Diagram



Packing List

Items
SATA cable
I/O bracket

Mini-ITX Series

VIA

EPIA-M910


Highly-integrated Mini-ITX board with rich feature set and multiple expansion options

Features

- Compact 17cm x 17cm Mini-ITX form factor
- 1.2GHz VIA QuadCore E-Series/1.6GHz VIA Nano® X2 E-Series processor
- Fanless 1.0GHz VIA Eden® X2 processor option
- DX9 graphics with MPEG-2/WMV9/VC1/H.264 decoding acceleration
- Rich feature set



Board Placement



Specifications

Model Name	EPIA-M910-12Q/PQ	EPIA-M910-16/P	EPIA-M910-10E/PE
Processor	1.2GHz VIA QuadCore E-Series (with fan)	1.6GHz VIA Nano® X2 E-Series (with fan)	1.0GHz VIA Eden® X2 (fanless)
Chipset	VIA VX900 Media System Processor		
BIOS	AMI BIOS, 8Mbit Flash memory		
System Memory	2 DDR3 1066 DIMM sockets Up to 4GB memory size per slot		
Storage	2 SATA connectors		
Graphics	Integrated VIA Chrome®9 HD DX9 3D/2D graphics with MPEG-2, WMV9, VC1 and H.264 video decoding acceleration		
LAN	2 VIA VT6130 PCIe Gigabit Ethernet controllers		
Audio	VIA VT2021 High Definition Audio Codec		
Super I/O	Fintek F81865F-I + F81801		
Expansion I/O	1 PCI slot 1 PCIe x1 slot		
Onboard I/O	2 SATA connectors 2 SATA power connectors (DC-in SKU), 2 SATA DOM power selectors 2 USB 2.0 pin headers for 4 ports 1 Dual-channel 18/24-bit LVDS panel connector 1 Single-channel 18/24-bit LVDS panel connector 6 COM port pin headers (powered with selectable 5V/12V) 1 LPC pin header 1 SMBus pin header 1 S/PDIF-out connector 2 Digital I/O pin headers (8 GPI + 8 GPO) 1 Front audio pin header for Line-out, Mic-in 2 Smart Fan pin headers for CPU and system 1 ATX or DC-in power connector 1 PCI slot 1 PCIe x1 slot		
Back Panel I/O	4 USB ports 1 HDMI port 1 VGA port 2 COM ports (powered with selectable 5V/12V) 2 Gigabit Ethernet ports 3 Audio jacks: Line-in, Line-out and Mic-in 2 PS/2 keyboard/mouse ports		
Power Supply	ATX power connector or 12V DC-in		
Operating System	Windows 7, WES 7, Windows CE, Linux, POSReady 7		
System Monitoring & Management	Wake-on-LAN, Keyboard Power-on, Timer Power-on, System power management, AC power failure recovery, Watch Dog Timer		
Operating Temperature	0°C ~ 60°C		
Operating Humidity	0% ~ 95% (non-condensing)		
Form Factor	Mini-ITX (17cm x 17cm, 6.7" x 6.7")		
Compliance	CE/FCC		

VIA Embedded
ARM Boards


VIA Embedded
ARM Systems

VIA Embedded
x86 Boards


VIA Embedded
x86 Systems

VIA Embedded
Accessories

Back Panel I/O



Accessories



PWB-M120
120W DC-DC power board,
voltage range from 12V~24V



LPC-01/02/04
Up to 4 additional COM ports



EMIO-1533 USB Wi-Fi Module
802.11 b/g/n standards



PCIE-03
PCI & 1-lane PCIe riser card



EXT-PCI
One to two PCI riser card

Ordering Information

Model Name	CPU Frequency	Description
EPIA-M910-12Q	VIA QuadCore E-Series @ 1.2GHz	Mini-ITX Board with 1.2GHz VIA QuadCore E-Series CPU with HDMI, VGA, 2 LVDS, 8 USB 2.0, 8 COM, 2 Gigabit Ethernet, 2 SATA, PCI, PCIe, ATX power connector
EPIA-M910-12PQ	VIA QuadCore E-Series @ 1.2GHz	Mini-ITX Board with 1.2GHz VIA QuadCore E-Series CPU with HDMI, VGA, 2 LVDS, 8 USB 2.0, 8 COM, 2 Gigabit Ethernet, 2 SATA, PCI, PCIe, 12V DC-in
EPIA-M910-16	VIA Nano® X2 E-Series @ 1.6GHz	Mini-ITX Board with 1.6GHz VIA Nano® X2 E-Series CPU with HDMI, VGA, 2 LVDS, 8 USB 2.0, 8 COM, 2 Gigabit Ethernet, 2 SATA, PCI, PCIe, ATX power connector
EPIA-M910-16P	VIA Nano® X2 E-Series @ 1.6GHz	Mini-ITX Board with 1.6GHz VIA Nano® X2 E-Series CPU with HDMI, VGA, 2 LVDS, 8 USB 2.0, 8 COM, 2 Gigabit Ethernet, 2 SATA, PCI, PCIe, 12V DC-in
EPIA-M910-10E	VIA Eden® X2 @ 1.0GHz	Mini-ITX Board with 1.0GHz VIA Eden® X2 CPU with HDMI, VGA, 2 LVDS, 8 USB 2.0, 8 COM, 2 Gigabit Ethernet, 2 SATA, PCI, PCIe, ATX power connector
EPIA-M910-10PE	VIA Eden® X2 @ 1.0GHz	Mini-ITX Board with 1.0GHz VIA Eden® X2 CPU, with HDMI, VGA, 2 LVDS, 8 COM, 8 USB 2.0, 2 Gigabit Ethernet, 2 SATA, PCI, PCIe, 12V DC-in

Optional Accessories

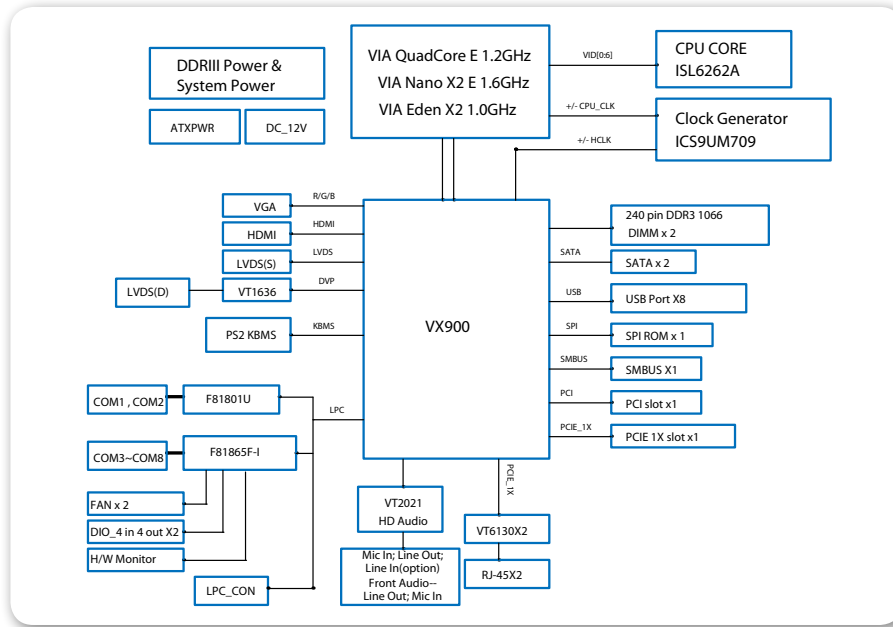
I/O Expansion Cards

Part Number	Description
LPC-01	Expansion module for four COM ports
LPC-02	Expansion module for four COM ports (5V or 12V)
LPC-04	Expansion module for two or four COM ports (5V or 12V)
PWB-M120	120W DC-DC power board, voltage range from 12V~24V
PCIE-03	PCI & 1-lane PCIe riser card
EXT-PCI	One to two PCI riser card

Wireless Modules

Part Number	Description
EMIO-1533-00A2	VNT9271 IEEE 802.11 b/g/n USB Wi-Fi module with assembly kit

Block Diagram



Packing List

Items
SATA cable
I/O bracket
SATA power cable (for DC-in sku only)
DC power cable (for DC-in sku only)

Mini-ITX Series


VIA EPIA-M900

High-performance Mini-ITX board with rich I/O and connectivity features

Features

- Compact 17cm x 17cm Mini-ITX form factor
- 1.2GHz VIA QuadCore E-Series processor / 1.6GHz VIA Nano®X2 E-Series processor
- Fanless 1.0GHz VIA Eden®X2 processor
- DX9 graphics with MPEG-2/WMV9/VC1/H.264 decoding acceleration
- Advanced I/O and connectivity features

Board Placement

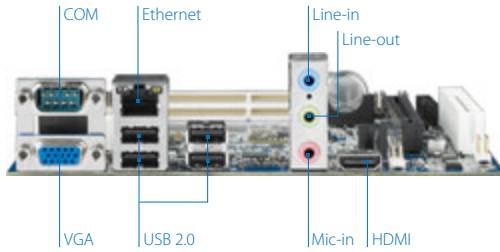


Specifications

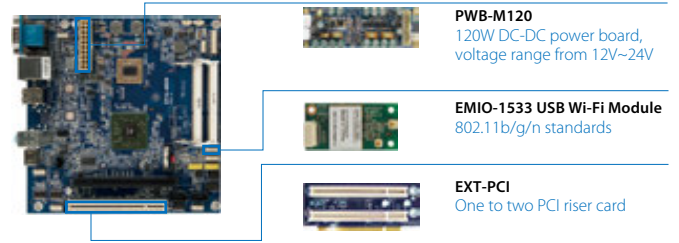
Model Name	EPIA-M900-16L	EPIA-M900-12LQ	EPIA-M900-10LE
Processor	1.6GHz VIA Nano® X2 E-Series (with fan)	1.2GHz VIA QuadCore E-Series (with fan)	1.0GHz VIA Eden®X2 (fanless)
Chipset	VIA VX900H Media System Processor		
BIOS	AMI BIOS, 8Mbit Flash memory		
System Memory	2 DDR3 1066 DIMM slots Up to 4GB memory size per slot		
Storage	2 SATA connectors		
Graphics	Integrated VIA Chrome®9 HD DX9 3D/2D graphics with MPEG-2, WMV9, VC1 and H.264 video decoding acceleration		
LAN	1 Default VIA VT6130 PCIe Gigabit Ethernet controller; additional manufacturing option		
Audio	VIA VT2021 High Definition Audio Codec		
Super I/O	Fintek F81865F-I		
Expansion I/O	1 PCI slot 1 PCIe x16 slot		
Onboard I/O	2 SATA connectors 2 USB 2.0 pin headers for 4 ports 1 Dual-channel 24-bit LVDS panel connector 3 COM port pin headers 1 LPC pin header 1 SMBus pin header 1 S/PDIF-out connector 2 Digital I/O (8 GPI + 8 GPO) 1 Front-audio pin header for Line-out, Mic-in 2 Smart Fan pin headers for CPU and system 1 Backlight control for inverter power and brightness control 1 ATX power connector 1 PCI slot (on edge) 1 PCIe x16 slot (with effective speed up to PCIe x8)		
Back Panel I/O	4 USB 2.0 ports 1 HDMI port 1 VGA port 1 COM port 1 Gigabit Ethernet port 3 Audio jacks: Line-in, Line-out and Mic-in		
Power Supply	ATX power connector		
Operating System	Windows 7, WES 7, Windows CE, Linux		
System Monitoring & Management	Wake-on-LAN, Keyboard Power-on, Timer Power-on, System power management, AC power failure recovery, Watch Dog Timer		
Operating Temperature	0°C ~ 60°C		
Operating Humidity	0% ~ 95% (non-condensing)		
Form Factor	Mini-ITX (17cm x 17cm, 6.7" x 6.7")		
Compliance	CE/FCC		



Back Panel I/O



Accessories



Ordering Information

Model Name	CPU Frequency	Description
EPIA-M900-16L	VIA Nano® X2 E-Series @ 1.6GHz	Fan based Mini-ITX board with 1.6GHz VIA Nano® X2 E-Series CPU with HDMI, VGA, LVDS, 8 USB 2.0, 4 COM, Gigabit Ethernet, 2 SATA, PCI, PCIe, ATX power connector
EPIA-M900-12LQ	VIA QuadCore E-Series @ 1.2GHz	Fan based Mini-ITX board with 1.2GHz VIA QuadCore E-Series CPU with HDMI, VGA, LVDS, 8 USB 2.0, 4 COM, Gigabit Ethernet, 2 SATA, PCI, PCIe, ATX power connector
EPIA-M900-10LE	VIA Eden® X2 @ 1.0GHz	Fanless based Mini-ITX board with 1.0GHz VIA Eden® X2 CPU, LVDS, HDMI, VGA, 8 USB 2.0, 4 COM, Gigabit Ethernet, 2 SATA, PCI, PCIe, ATX power connector

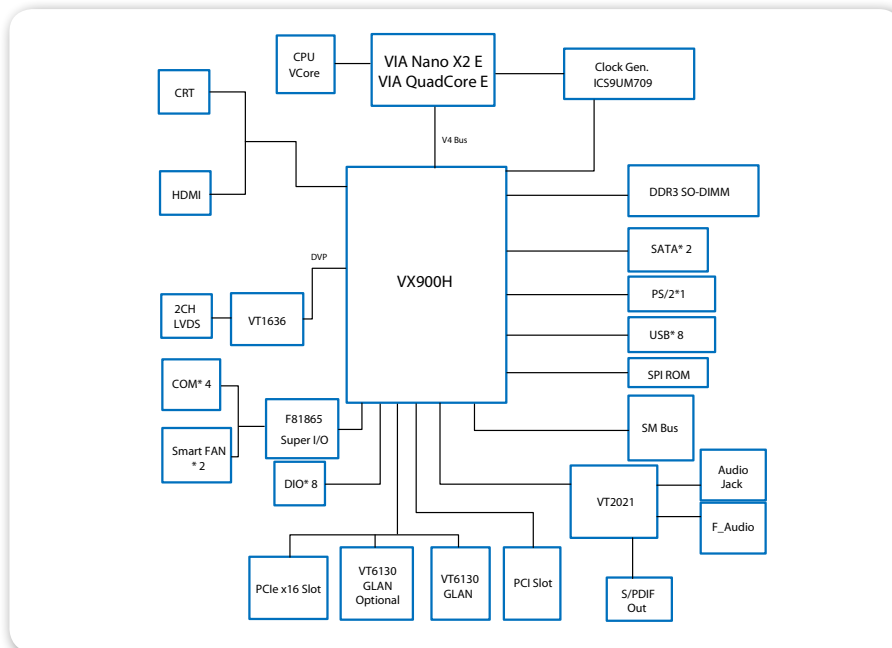
Optional Accessories

I/O Expansion Cards	
Part Number	Description
PWB-M120	120W DC-DC power board, voltage range from 12V~24V
EXT-PCI	One to two PCI riser card

Wireless Modules

Part Number	Description
EMIO-1533-00A2	VNT9271 IEEE 802.11 b/g/n USB Wi-Fi module with assembly kit

Block Diagram



Packing List

Items
SATA cable
I/O bracket

Mini-ITX Series


VIA EPIA-M860

Fanless Mini-ITX board with rich multimedia, I/O, and connectivity features

Features

- Compact 17cm x 17cm Mini-ITX form factor
- Fanless 1.2GHz VIA Nano® E-Series processor
- DX9 graphics with MPEG-2/WMV9/VC1/H.264 decoding acceleration
- Advanced I/O and connectivity features
- Supports four COM ports (three as pin headers)

Board Placement




Specifications

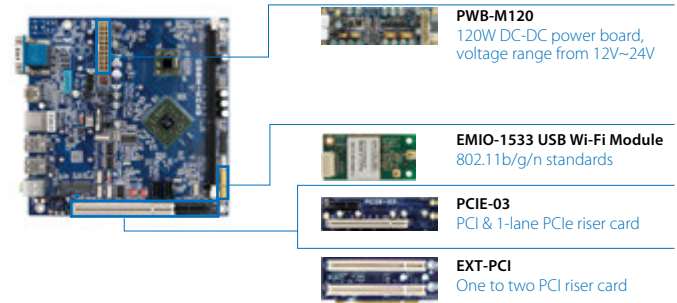
Model Name	EPIA-M860-12E/PE
Processor	1.2GHz VIA Nano® E-Series
Chipset	VIA VX900H Media System Processor
BIOS	AMI BIOS, 8Mbit Flash memory
System Memory	1 DDR3 1066 DIMM slot Up to 4GB memory size
Storage	2 SATA connectors
Graphics	Integrated VIA Chrome®9 HD DX9 3D/2D graphics with MPEG-2, WMV9, VC1 and H.264 video decoding acceleration
LAN	VIA VT6130 PCIe Gigabit Ethernet controller
Audio	VIA VT1708S High Definition Audio Codec
Super I/O	Fintek F81865F-I
Expansion I/O	1 PCI 1 PCIe x1 slot 1 miniPCIe slot
Onboard I/O	2 SATA connectors 2 USB 2.0 pin headers for 3 ports 3 COM port pin headers (2 additional COM ports optional) 1 SMBus pin header 1 Digital I/O pin header (4 GPI + 4 GPO) 1 Front audio pin header for Line-out, Mic-in 2 Smart Fan pin headers for CPU and system 1 ATX power connector or 12V DC-in 1 PCI 1 PCIe x1 slot 1 miniPCIe
Back Panel I/O	4 USB 2.0 ports 1 HDMI port 1 VGA port 1 COM port 1 Gigabit Ethernet port 2 Audio jacks: Line-out and Mic-in (Line-in reserved) 1 DC-in jack (for EPIA-M860-12PE)
Power Supply	ATX power connector or 12V DC-in
Operating System	Windows 7, WES 7, Windows CE, Linux, POSReady 7
System Monitoring & Management	Wake-on-LAN, Keyboard Power-on, Timer Power-on, System power management, AC power failure recovery, Watch Dog Timer
Operating Temperature	0°C ~ 60°C
Operating Humidity	0% ~ 95% (non-condensing)
Form Factor	Mini-ITX (17cm x 17cm, 6.7" x 6.7")
Compliance	CE/FCC



Back Panel I/O



Accessories



Ordering Information

Model Name	CPU Frequency	Description
EPIA-M860-12E	VIA Nano® E-Series @ 1.2GHz	Mini-ITX Board with 1.2GHz VIA Nano® E-Series CPU, HDMI, VGA, 7 USB 2.0, 4 COM, Gigabit Ethernet, 2 SATA, PCI, PCIe x1, MiniPCIe, ATX power connector
EPIA-M860-12PE	VIA Nano® E-Series @ 1.2GHz	Mini-ITX Board with 1.2GHz VIA Nano® E-Series CPU, HDMI, VGA, 7 USB 2.0, 4 COM, Gigabit Ethernet, 2 SATA, PCI, PCIe x1, MiniPCIe, 12V DC-in

Optional Accessories

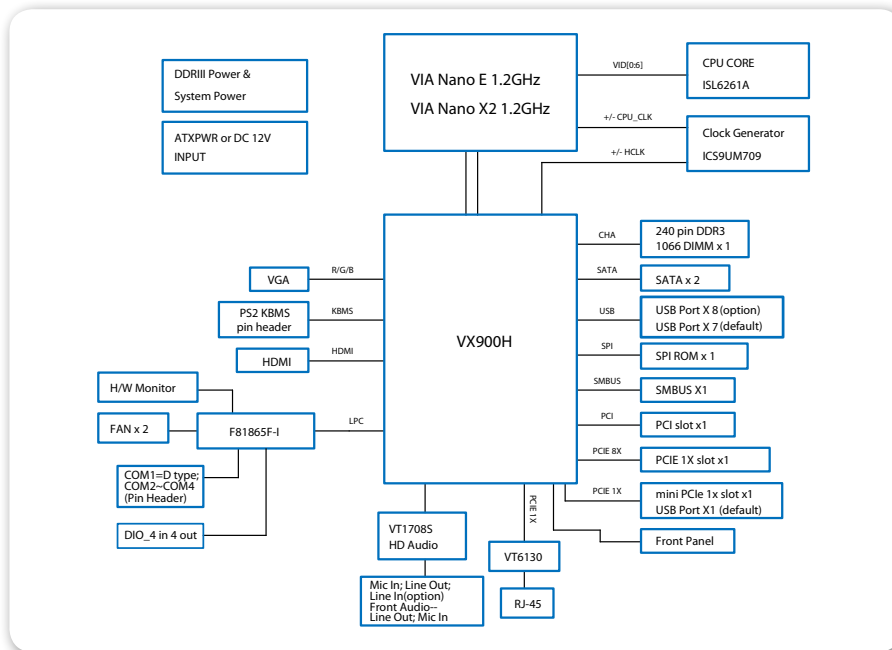
I/O Expansion Cards

Part Number	Description
PWB-M120	120W DC-DC power board, voltage range from 12V~24V
PCIE-03	PCI & 1-lane PCIe riser card
EXT-PCI	One to two PCI riser card

Wireless Modules

Part Number	Description
EMIO-1533-00A2	VNT9271 IEEE 802.11 b/g/n USB Wi-Fi module with assembly kit

Block Diagram



Packing List

Items
SATA cable
I/O bracket

Mini-ITX Series

NEW

VIA VB7009

Flexible Mini-ITX board with advanced multimedia, I/O, and connectivity features

Features

- Compact 17cm x 17cm Mini-ITX form factor
- Choice of VIA Eden® X4, VIA C7®-D, and VIA C7® processors
- DX9 graphics with MPEG-2/WMV9/VC1/H.264 decoding acceleration
- Rich I/O and connectivity features
- Supports up to six onboard COM ports




Board Placement

PS2 Keyboard/Mouse

Parallel Port/COM/VGA

Gigabit Ethernet/USB

Audio Jacks



ATX Power Connector

VIA CPU

DDR3 DIMM

VIA VX900 Chipset

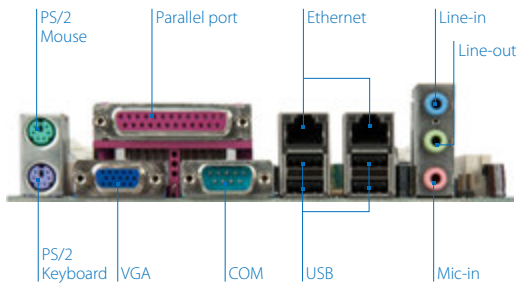
SATA

PCI


Specifications

Model Name	VB7009-12QCE	VB7009-16	VB7009-10E
Processor	1.2GHz VIA Eden® X4 (Fanless)	1.6GHz VIA C7®-D (with fansink)	1.0GHz VIA C7® (with heatsink)
Chipset	VIA VX900 Media System Processor		
BIOS	AMI BIOS, 8Mbit Flash memory		
System Memory	1 DDR3 1066 DIMM slot Up to 4GB memory size		
Storage	2 SATA connectors		
Graphics	Integrated VIA Chrome®9 HD DX9 3D/2D graphics with MPEG-2, WMV9, VC1 and H.264 video decoding acceleration		
LAN	2 VIA VT6130 PCIe Gigabit Ethernet controllers		
Audio	VIA VT1708S High Definition Audio Codec		
Super I/O	Fintek F81865F-I		
Expansion I/O	1 PCI slot		
Onboard I/O	2 SATA connectors 2 USB 2.0 pin headers for 4 ports 1 Dual-channel 18/24 bit LVDS panel connector 1 LVDS panel power selector (5V/3.3V) 1 LVDS inverter pin header 1 LVDS inverter power selector (5V/12V) 5 COM port pin headers 2 optional (powered with selectable 5V/12V) 1 LPC pin header 1 SMBus pin header 1 S/PDIF-out connector 1 Digital I/O pin header (4 GPI + 4 GPO) 1 Front audio pin header for Line-out, Mic-in 2 Smart Fan pin headers for CPU and system 1 ATX power connector 1 PCI slot		
Back Panel I/O	4 USB 2.0 ports 1 VGA port 1 COM port 1 Parallel port 2 Gigabit Ethernet ports 3 Audio jacks: Line-in, Line-out, and Mic-in 2 PS/2 keyboard/mouse ports		
Power Supply	ATX power connector		
Operating System	Windows 7, WES 7, Windows CE, Linux, POSReady 7		
System Monitoring & Management	AC power failure recovery, RTC timer to power on, Wake-on LAN, Wake-on keyboard, Wake-on mouse		
Operating Temperature	0°C ~ 60°C		
Operating Humidity	0% ~ 95% (non-condensing)		
Form Factor	Mini-ITX (17cm x 17cm, 6.7" x 6.7")		
Compliance	CE/FCC		

Back Panel I/O



Accessories



Ordering Information

Model Name	CPU Frequency	Description
VB7009-12QCE	VIA Eden® X4 @ 1.2GHz	Mini-ITX Board with 1.2GHz VIA Eden® X4 E-Series CPU with VGA, LVDS, 8 USB 2.0, 6 COM, 2 Gigabit Ethernet, 2 SATA, PCI, ATX connector
VB7009-16	VIA C7®-D @ 1.6GHz	Mini-ITX Board with 1.6GHz VIA C7®-D CPU with VGA, LVDS, 8 USB 2.0, 4 COM, 2 Gigabit Ethernet, 2 SATA, PCI, ATX connector
VB7009-10E	VIA C7® @ 1.0GHz	Mini-ITX Board with 1.0GHz VIA C7® CPU with VGA, LVDS, 8 USB 2.0, 4 COM, 2 Gigabit Ethernet, 2 SATA, PCI, ATX connector

Optional Accessories

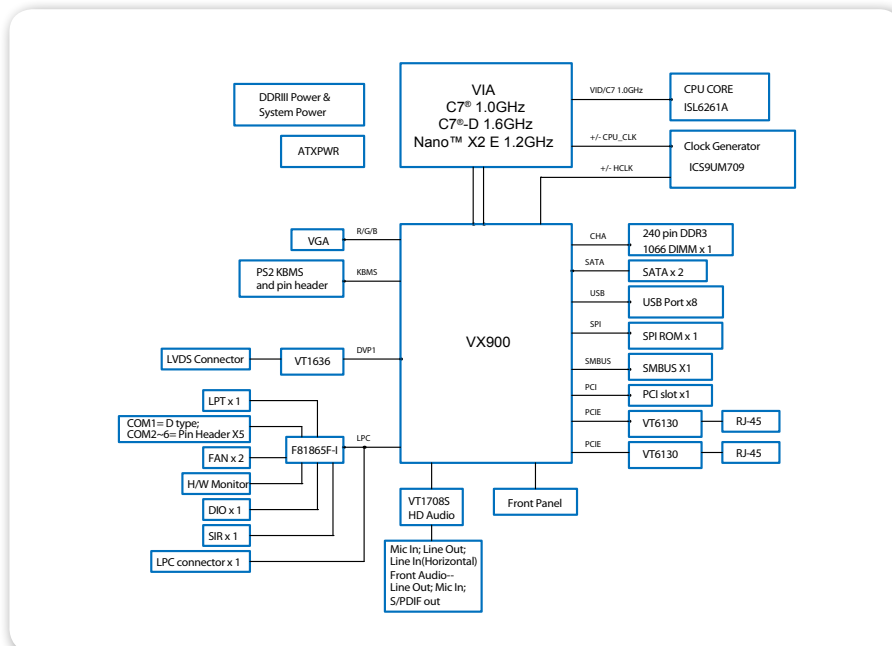
I/O Expansion Cards

Part Number	Description
LPC-01	Expansion module for four COM ports
LPC-02	Expansion module for four COM ports (5V or 12V)
LPC-04	Expansion module for two or four COM ports (5V or 12V)
PWB-M120	120W DC-DC power board, voltage range from 12V~24V
EXT-PCI	One to two PCI riser card

Wireless Modules

Part Number	Description
EMIO-1533-00A2	VNT9271 IEEE 802.11 b/g/n USB Wi-Fi module with assembly kit

Block Diagram



Packing List

Items
SATA cable
I/O bracket

Quick Guide

Model	COMe-9X90	COMe-8X92	COMe-8X91	COMe-8X90	ETX-8X90
Form Factor	Basic, Type 6	Compact, Type 6	Mini, Type 10	Basic, Type 6	Compact, ETX 3.02
Processor	1.2GHz VIA Nano® X2 E-Series	1.2GHz VIA Nano® X2 E-Series	800MHz VIA Eden® X2	1.2GHz VIA Nano® X2 E-Series	1.2GHz VIA Nano® X2 E-Series
Chipset	VIA VX11H MSP	VIA VX900H MSP	VIA VX900 MSP	VIA VX900H MSP	VIA VX900 MSP
Graphics	Integrated VIA Chrome® 640 DX11 3D/2D graphics with MPEG-2, WMV9, VC1 and H.264 video decoding acceleration	Integrated VIA Chrome®9 HD DX9 3D/2D graphics with MPEG-2, WMV9, VC1 and H.264 video decoding acceleration	Integrated VIA Chrome®9 HD DX9 3D/2D graphics with MPEG-2, WMV9, VC1 and H.264 video decoding acceleration	Integrated VIA Chrome®9 HD DX9 3D/2D graphics with MPEG-2, WMV9, VC1 and H.264 video decoding acceleration	Integrated VIA Chrome®9 HD DX9 3D/2D graphics with MPEG-2, WMV9, VC1 and H.264 video decoding acceleration
System Memory	2 DDR3 1333 SODIMM (Max. 16GB)	1 DDR3 1066 SODIMM (Max. 4GB)	Onboard 1GB DDR3 1066	2 DDR3 1066 SODIMM (Max. 8GB)	1 DDR3 1066 SDRAM (SODIMM) (Max. 4GB)
Storage	2 SATA	2 SATA	2 SATA	2 SATA	1 SATA
Audio	HD	HD	HD	HD	Stereo
Display I/O	2 HDMI (shared with DP) 2 DisplayPort 1 Dual-CH LVDS	1 HDMI 1 DisplayPort 1 Single-CH LVDS	1 HDMI (shared with DP) 1 DisplayPort 1 Single-CH LVDS	1 HDMI 1 DisplayPort 1 Single-CH LVDS	1 Dual-CH LVDS
USB	2 USB 3.0 6 USB 2.0	4 USB 3.0 4 USB 2.0	8 USB 2.0	4 USB 3.0 4 USB 2.0	4 USB 2.0 2 Mini USB 2.0
LAN	1 Gigabit Ethernet	1 Gigabit Ethernet	1 Gigabit Ethernet	1 Gigabit Ethernet	1 10/100 Mbps Ethernet
COM	2 (TX/RX)	2 (TX/RX)	2 (TX/RX)	2 (TX/RX)	2 (TX/RX)
Expansion I/O	4 1-lane PCIe	1 4-lane PCIe 1 1-lane PCIe	3 1-lane PCIe	1 4-lane PCIe 1 1-lane PCIe	2 PCI 1 ISA
Digital I/O	8 (4 GPI + 4 GPO)	8 (4 GPI + 4 GPO)	8 (4 GPI + 4 GPO)	8 (4 GPI + 4 GPO)	8 (4 GPI + 4 GPO)
Power Supply	ATX connector	ATX connector	ATX connector	ATX connector	ATX connector
Operating System	Windows 7/8, WES 7, Linux	Windows 7, WES 7, Windows CE, Linux	Windows 7, WES 7, Windows CE, Linux	Windows 7, WES 7, Windows CE, Linux	Windows 7, WES 7, Windows CE, Linux
Operating Temperature	0°C ~ 60°C	0°C ~ 50°C	0°C ~ 50°C	0°C ~ 60°C	0°C ~ 60°C
Carrier Board	COMEDB4	COMEDB2	COMEDB3	COMEDB2	ETXDB1

COM Express Modules


VIA COMe-9X90

COM Express Module with
Type 6 pin-outs and Basic
Form Factor

Features

- 1.2GHz VIA Nano® X2 E-Series processor
- Supports up to 16GB 1333 DDR3 SDRAM
- DX11 graphics with MPEG-2/WMV9/VC1/H.264 decoding acceleration
- Supports 18/24-bit dual-channel LVDS panel, two DisplayPort ports, or two HDMI ports
- Supports two USB 3.0 and six USB 2.0 ports

Board Placement



Specifications

	COMe-9X90
Processor	1.2GHz VIA Nano® X2 E-Series
Chipset	VIA VX11H Media System Processor
BIOS	AMI Aptio UEFI BIOS, 32Mbit Flash memory
System Memory	2 DDR3 1333 SODIMM slots Up to 8GB memory size per slot
Storage	2 SATA
Graphics	Integrated VIA Chrome®640 DX11 3D/2D graphics with MPEG-2, WMV9, VC1 and H.264 video decoding acceleration
LAN	RealTek RTL8111G PCIe Gigabit Ethernet controller
Audio	1 HD audio digital interface
Supported Expansion I/O	4 PCIe x1
Supported I/O	2 USB 3.0 6 USB 2.0 Up to 2 HDMI or 2 DisplayPort 1 VGA 1 Dual channel 18/24-bit LVDS panel (VIA VT1636) 2 COM (TX/RX) 1 Gigabit Ethernet 1 LPC 1 SMBus 1 SPI 1 SDIO/GPIO 1 I ² C
Operating System	Windows 7/ 8, WES 7, Linux
System Monitoring & Management	CPU temperature reading, CPU fan speed reading, System voltage monitoring, Watch Dog Timer, Wake-on-LAN, System power management, AC power failure recovery
Operating Temperature	0°C ~ 60°C
Operating Humidity	0% ~ 95% (non-condensing)
Form Factor	9.5cm x 12.5cm (3.73" x 4.92")
Compliance	COM Express® type 6, basic module

VIA Embedded
ARM Boards

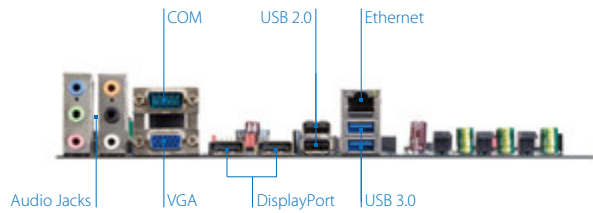
VIA Embedded
ARM Systems

VIA Embedded
x86 Boards

VIA Embedded
x86 Systems

VIA Embedded
Accessories

Carrier Board Back Panel I/O



Carrier Board (COMEDB4)



* The carrier board is only for evaluation purposes.

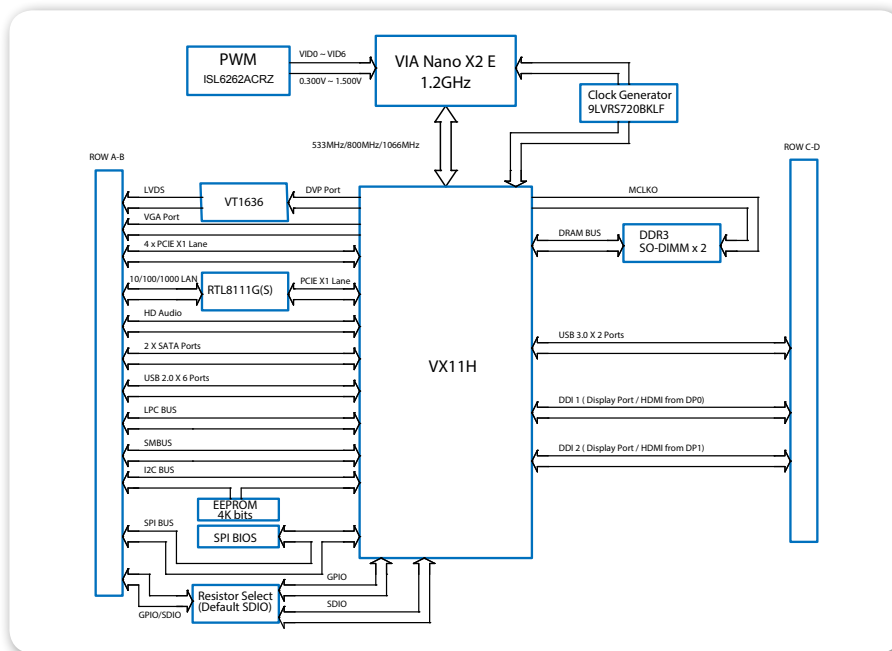
Specifications

Model Name	COMEDB4
Audio	VIA VT2021 High Definition Audio Codec
Super I/O	Fintek F71869 LPC Super I/O
Onboard I/O	<ul style="list-style-type: none"> 2 SATA connectors 2 USB 2.0 pin headers for 4 ports 1 Dual-channel 18/24-bit LVDS panel connector 1 COM port pin header (powered with selectable 5V/12V) 1 LPT pin header 1 LPC pin header 1 SMBus pin header 1 SPI connector 1 Digital I/O (4 GPI + 4 GPO) pin header 1 Front audio pin header for Line-out, Mic-in 2 Smart Fan connectors for CPU and system 1 I²C pin header 1 BIOS select pin header for select module/carrier board SPI BIOS 1 ATX power connector and 1 AUX power connector (for ATX mode), or only 1 AUX power connector (for AT mode) 3 PCIe x1 1 miniPCIe 1 Reset Switch 1 Power button
Front Panel I/O	1 SD card slot
Rear Panel I/O	<ul style="list-style-type: none"> 2 USB 3.0 ports 2 USB 2.0 ports 2 DisplayPort 1 VGA port 1 COM port 1 Gigabit Ethernet port 6 Audio jacks (support multi-channel audio outputs)
Power Supply	ATX power connector or 12V DC-in
Operating Temperature	0°C ~ 60°C
Operating Humidity	0% ~ 95% (non-condensing)
Form Factor	Micro-ATX (25.4cm x 24.4cm, 10" x 9.6")
COM Express Module Type	Supports basic/compact form factor type 6

Ordering Information

Model Name	CPU Frequency	Description
COMe-9X90	VIA Nano® X2 E-Series @ 1.2GHz	COM Express Module with 1.2GHz VIA Nano® X2 E-Series CPU with 2 HDMI or 2 DisplayPort, VGA, LVDS, 2 USB 3.0, 6 USB 2.0, Gigabit Ethernet, 2 SATA, 4 PCIe, ATX power connector
COMEDB4	N/A	COMe-9X90 evaluation carrier board
99G42-01380A	N/A	Heatsink with fan for COMe-9X90

Block Diagram



COM Express Modules


VIA COMe-8X92

COM Express Module
with Type 6 pin-outs and
Compact Form Factor

Features

- 1.2GHz VIA Nano® X2 E-Series processor
- Supports up to 4GB 1066 DDR3 SDRAM
- DX9 graphics with MPEG-2/WMV9/VC1/H.264 decoding acceleration
- Display interface for VGA, 18/24-bit single-channel LVDS panel, one DisplayPort, and one HDMI port
- Supports four USB 3.0 and four USB 2.0 ports


Board Placement



Specifications

	COMe-8X92
Processor	1.2GHz VIA Nano® X2 E-Series
Chipset	VIA VX900H Media System Processor
BIOS	AMI BIOS, 4/8Mbit Flash memory
System Memory	1 DDR3 1066 SODIMM slot Up to 4GB memory size
Storage	2 SATA
Graphics	Integrated VIA Chrome®9 HD DX9 3D/2D graphics with MPEG-2, WMV9, VC1 and H.264 video decoding acceleration
LAN	VIA VT6130 Gigabit Ethernet controller
Audio	1 HD audio digital interface
Supported Expansion I/O	1 PCIe x4 1 PCIe x1
Supported I/O	4 USB 3.0 4 USB 2.0 1 HDMI 1 DisplayPort 1 VGA 1 Single-channel 18/24-bit LVDS panel 2 COM (TX/RX) 1 Gigabit Ethernet 1 Digital video output for external HDMI/LVDS/DVI transmitter or TV encoder 1 LPC 1 SMBus 1 SPI 1 SDIO/GPIO 1 I ² C
Operating System	Windows 7, WES 7, Windows CE, Linux
System Monitoring & Management	CPU temperature reading, CPU fan speed reading, System voltage monitoring, Watch Dog Timer, Wake-on-LAN, System power management, AC power failure recovery
Operating Temperature	0°C ~ 50°C
Storage Temperature	-40°C ~ 70°C
Operating Humidity	0% ~ 95% (non-condensing)
Form Factor	9.5cm x 9.5cm (3.73" x 3.73")
Compliance	COM Express® type 6, compact module

Carrier Board Back Panel I/O



Carrier Board (COMEDB2)



* The carrier board is only for evaluation purposes.

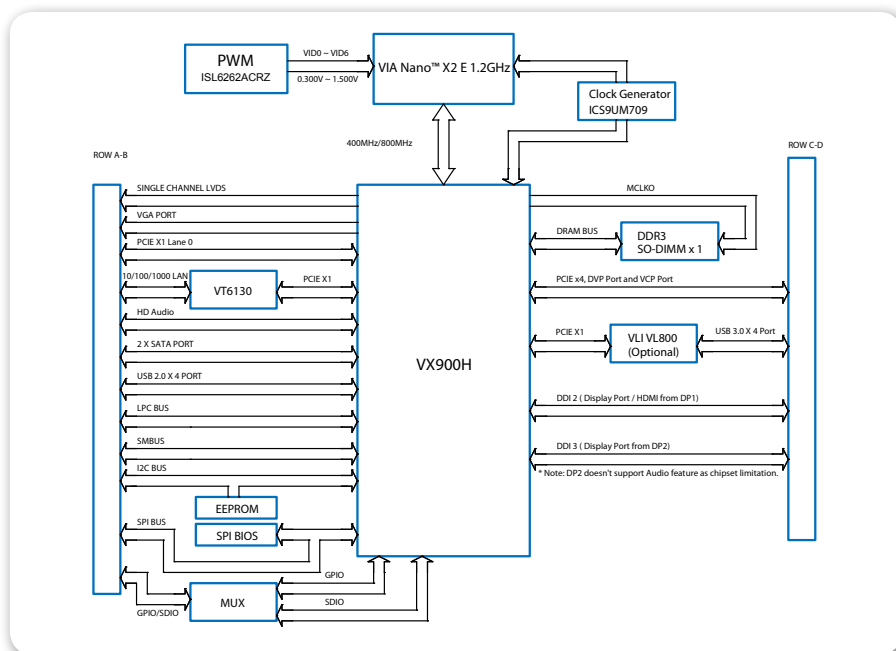
Specifications

Model Name	COMEDB2
Audio	VIA VT2021 High Definition Audio Codec
Super I/O	VIA VT1211 LPC super I/O
Onboard I/O	<ul style="list-style-type: none"> 2 SATA connectors 2 USB 2.0 pin headers for 4 ports 1 Single-channel 18/24-bit LVDS panel connector 1 COM port pin header (powered by selectable 5V/12V) 1 LPC pin header 1 SMBus pin header 1 SPI connector 1 Digital I/O (4 GPI +4 GPO) pin header 1 Front Audio pin header for Line-out, Mic-in 2 Smart Fan connectors for CPU and system 1 I²C pin header 1 FIR pin header 2 BIOS type select pin headers for select LPC/SPI BIOS 2 BIOS select pin headers for select module/carrier board BIOS 1 ATX power connector and 1 AUX power connector 1 PCIe x16 (supports 4-lane) slot for PEG 2 PCIe x1 1 miniPCIe socket 1 Reversed PCIe x4 slot for DVP 1 Reserved PCIe x4 slot for VCP 1 Reset Switch 1 Power Button
Front Panel I/O	1 SD card slot
Rear Panel I/O	<ul style="list-style-type: none"> 4 USB 3.0 ports 1 HDMI port 1 DisplayPort port 1 VGA port 1 COM port 1 Gigabit Ethernet port 6 Audio jacks (supports multi-channel audio outputs)
Power Supply	ATX power connector
Operating Temperature	0 °C ~ 60°C
Operating Humidity	0% ~ 95% (non-condensing)
Form Factor	Micro-ATX (24.4cm x 24.4cm, 9.6" x 9.6")
COM Express Module Type	Supports basic/compact form factor type 6

Ordering Information

Model Name	CPU Frequency	Description
COMe-8X92	VIA Nano® X2 E-Series @ 1.2GHz	COM Express Module with 1.2GHz VIA Nano® X2 E-Series CPU with HDMI, DisplayPort, VGA, LVDS, 4 USB 3.0, 4 USB 2.0, Gigabit Ethernet, 2 SATA, 2 PCIe, ATX power connector
COMEDB2	N/A	COMe-8X92 evaluation carrier board
99G42-01376A	N/A	Fansink for COMe-8X92
99G42-013886	N/A	Heat spreader for COMe-8X92
STK-C8X92-00A0	VIA Nano® X2 E-Series @ 1.2GHz	COMe-8X92 starter kit
STK-C8X92-01A0	VIA Nano® X2 E-Series @ 1.2GHz	COMe-8X92 starter kit with panel

Block Diagram



Packing List (Starter Kit)

Items for STK-C8X92-00A0

- COMe-8X92 COM Express module
- COMEDB2 COM Express carrier board
- SATA cable
- Dual-Port USB 2.0 cable
- COM cable
- LPT cable
- Quick guide

Items for STK-C8X92-01A0

- COMe-8X92 COM Express module
- COMEDB2 COM Express carrier board
- SATA cable
- Dual-Port USB 2.0 cable
- COM cable
- LPT cable
- Quick guide
- LVDS cable
- Inverter cable
- 12.1" LCM

COM Express Modules

VIA COMe-8X91


COM Express Module with
Type 10 pin-outs and Mini
Form Factor

Features

- 800MHz VIA Eden® X2 processor
- Onboard 1GB DDR3 1066 SDRAM
- Display interface for 18/24-bit single-channel LVDS panel, and either one DisplayPort or one HDMI port
- Features three 1-lane PCIe expansion, two SATA and one Gigabit Ethernet
- Supports eight USB 2.0 ports

Board Placement

VIA Eden® X2 CPU



VIA VX900 Chipset

Specifications

COMe-8X91	
Processor	800MHz VIA Eden® X2
Chipset	VIA VX900 Media System Processor
BIOS	AMI BIOS, 4/8Mbit Flash memory
System Memory	Onboard 1GB DDR3 1066 SDRAM
Storage	2 SATA
Graphics	Integrated VIA Chrome®9 HD DX9 3D/2D graphics with MPEG-2, WMV9, VC1 and H.264 video decoding acceleration
LAN	VIA VT6130 Gigabit Ethernet controller
Audio	1 HD audio digital interface
Super I/O	VIA VT1211 LPC super I/O
Supported Expansion I/O	3 PCIe x1
Supported I/O	8 USB 2.0 1 HDMI port or 1 DisplayPort (without HDCP support) 1 Single-channel 18/24-bit LVDS panel 2 COM (TX/RX) 1 Gigabit Ethernet 1 LPC 1 SMBus 1 SPI 1 SDIO/GPIO 1 I ² C bus
Operating System	Windows 7, WES 7, Windows CE, Linux
System Monitoring & Management	CPU temperature reading, CPU fan speed reading, System voltage monitoring, Watch Dog Timer, Wake-on-LAN, System power management, AC power failure recovery
Operating Temperature	0°C ~ 50°C
Operating Humidity	0% ~ 95% (non-condensing)
Form Factor	8.4cm x 5.5cm (3.3" x 2.16")
Compliance	COM Express® type 10, Mini module

VIA Embedded
ARM Boards


VIA Embedded
ARM Systems

VIA Embedded
x86 Boards

VIA Embedded
x86 Systems

VIA Embedded
Accessories

Carrier Board Back Panel I/O



Carrier Board (COMEDB3)



* The carrier board is only for evaluation purposes.

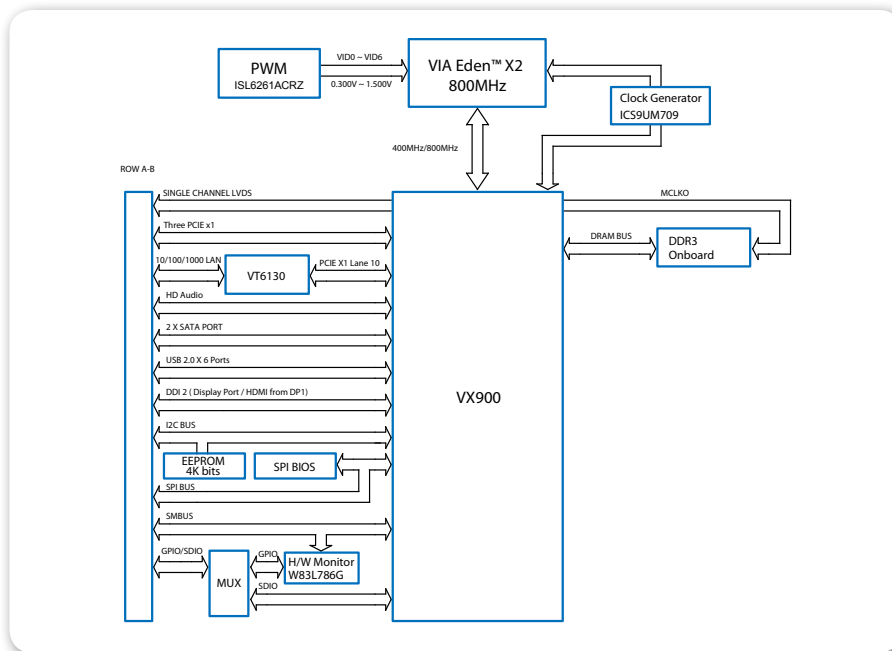
Specifications

Model Name	COMEDB3
Audio	VIA VT2021 High Definition Audio Codec
Super I/O	VIA VT1211 LPC super I/O
Onboard I/O	<ul style="list-style-type: none"> 2 SATA connectors 2 USB 2.0 pin headers for 4 ports 1 Single-channel 18/24-bit LVDS panel connector 2 COM port pin headers (powered by selectable 5V/12V) 1 LPT pin header 1 LPC pin header 1 SMBus pin header 1 SPI connector 1 SDIO and 1 Digital I/O (4 GPI +4 GPO) pin header 1 Front audio pin header for Line-out, Mic-in 2 Smart Fan connectors for CPU and system 1 I²C pin header 1 FIR pin header 2 BIOS type select pin headers for select LPC/SPI BIOS 2 BIOS select pin headers for select module/carrier board BIOS 1 ATX power connector and 1 AUX power connector 1 PCIe x1 2 MiniPCIe 1 Reset Switch 1 Power Button
Rear Panel I/O	<ul style="list-style-type: none"> 4 USB 2.0 ports 1 DisplayPort port 1 Gigabit Ethernet port 6 Audio jack (supports multi-channel audio outputs)
Power Supply	ATX power connector
Operating Temperature	0 °C ~ 50°C
Operating Humidity	0% ~ 95% (non-condensing)
Form Factor	Mini-ITX (17cm x 17cm, 6.7" x 6.7")
COM Express Module Type	Supports type 10, ultra module

Ordering Information

Model Name	CPU Frequency	Description
COMe-8X91	VIA Eden® X2 @ 800MHz	COM Express Module with 800MHz VIA Eden® X2 CPU, 1GB DDR3 RAM with DisplayPort or HDMI, LVDS, 8 USB 2.0, Gigabit Ethernet, 2 SATA, 3 PCIe, ATX power connector
COMEDB3	N/A	COMe-8X91 evaluation carrier board
99G42-013516	N/A	Fansink for COMe-8X91
99G42-013896	N/A	Heat spreader for COMe-8X91
STK-C8X91-00A0	VIA Eden® X2 @ 800MHz	COMe-8X91 starter kit
STK-C8X91-01A0	VIA Eden® X2 @ 800MHz	COMe-8X91 starter kit with panel

Block Diagram



Packing List (Starter Kit)

Items for STK-C8X91-00A0

- COMe-8X91 COM Express module board
- COMEDB3 COM Express carrier board
- SATA cable
- Dual-port USB 2.0 cable
- COM cable
- LPT cable
- Quick guide

Items for STK-C8X91-01A0

- COMe-8X91 COM Express module board
- COMEDB3 COM Express carrier board
- SATA cable
- Dual-port USB 2.0 cable
- COM cable
- LPT cable
- Quick guide
- LVDS cable
- Inverter cable
- 12.1" LCM

COM Express Modules


VIA COMe-8X90

COM Express Module with
Type 6 pin-outs and Basic
Form Factor

Features

- 1.2GHz VIA Nano™ X2 E-Series processor
- Supports up to 8GB 1066 DDR3 SDRAM
- DX9 graphics with MPEG-2/WMV9/VC1/H.264 decoding acceleration
- Display interface for VGA, 18/24-bit single-channel LVDS panel, one DisplayPort, and one HDMI port
- Supports four USB 3.0 and four USB 2.0 ports


Board Placement



Specifications

COMe-8X90	
Processor	1.2GHz VIA Nano® X2 E-Series
Chipset	VIA VX900H Media System Processor
BIOS	AMI BIOS, 4/8Mbit Flash memory
System Memory	2 DDR3 1066 SODIMM slots Up to 4GB memory size per slot
Storage	2 SATA
Graphics	Integrated VIA Chrome®9 HD DX9 3D/2D graphics with MPEG-2, WMV9, VC1 and H.264 video decoding acceleration
LAN	VIA VT6130 Gigabit Ethernet controller or Realtek RTL8111G PCIe Gigabit Ethernet controller
Audio	1 HD audio digital interface
Supported Expansion I/O	1 PCIe x4 1 PCIe x1
Supported I/O	4 USB 3.0 4 USB 2.0 1 HDMI 1 DisplayPort 1 VGA 1 Single-channel 18/24-bit LVDS panel 2 COM (TX/RX) 1 Gigabit Ethernet 1 Digital video output for external HDMI/LVDS/DVI transmitter or TV encoder 1 LPC 1 SMBus 1 SPI 1 SDIO/GPIO 1 I ² C
Operating System	Windows 7, WES 7, Windows CE, Linux
System Monitoring & Management	CPU temperature reading, CPU fan speed reading, System voltage monitoring, Watch Dog Timer, Wake-on-LAN, System power management, AC power failure recovery
Operating Temperature	0°C ~ 60°C
Operating Humidity	0% ~ 95% (relative humidity; non-condensing)
Form Factor	12.5cm x 9.5cm (4.92" x 3.73")
Compliance	COM Express® type 6, basic module

Carrier Board Back Panel I/O



Carrier Board (COMEDB2)



* The carrier board is only for evaluation purposes.

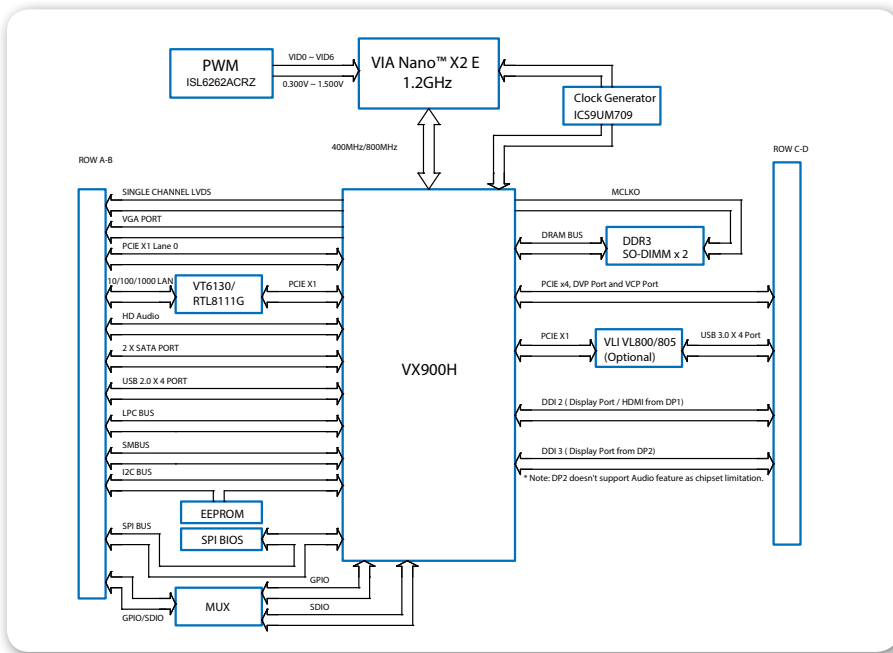
Specifications

Model Name	COMEDB2
Audio	VIA VT2021 High Definition Audio Codec
Super I/O	VIA VT1211 LPC super I/O
Onboard I/O	<ul style="list-style-type: none"> 2 SATA connectors 2 USB 2.0 pin headers for 4 ports 1 Single-channel 18/24-bit LVDS panel connector 1 COM port pin header (powered by selectable 5V/12V) 1 LPT pin header 1 LPC pin header 1 SMBus pin header 1 S/PDIF-out connector 1 Digital I/O (4 GPI + 4 GPO) pin header 1 Front Audio pin header for Line-out, Mic-in 2 Smart Fan connectors for CPU fan and system 1 I²C pin header 1 FIR pin header 2 BIOS type select pin headers for select LPC/SPI BIOS 2 BIOS select pin headers for select module/carrier board BIOS 1 ATX power connector and 1 AUX power connector 1 PCIe x16 (supports 4-lane) slot for PEG 2 PCIe x1 1 MiniPCIe slot 1 Reversed PCIe x4 slot for DVP 1 Reserved PCIe x4 slot for VCP 1 Reset switch 1 Power button
Front Panel I/O	1 SD card slot
Rear Panel I/O	<ul style="list-style-type: none"> 4 USB 3.0 ports 1 HDMI port 1 DisplayPort 1 VGA port 1 COM port 1 Gigabit Ethernet port 6 Audio jacks (supports multi-channel audio outputs)
Power Supply	ATX power connector
Operating Temperature	0 °C ~ 60°C
Operating Humidity	0% ~ 95% relative humidity
Form Factor	Micro-ATX (24.4cm x 24.4cm, 9.6" x 9.6")
COM Express Module Type	Supports COM Express™ type 6

Ordering Information

Model Name	CPU Frequency	Description
COMe-8X90	VIA Nano® X2 E-Series @ 1.2GHz	COM Express module with 1.2GHz VIA Nano® X2 E-Series CPU with HDMI, DisplayPort, VGA, LVDS, 4 USB 3.0, 4 USB 2.0, Gigabit Ethernet, 2 SATA, 2 PCIe, ATX power connector
COMEDB2	N/A	COMe-8X90 evaluation carrier board
99G42-013056	N/A	Fansink for COMe-8X90
99G42-013876	N/A	Heat spreader for COMe-8X90
STK-C8X90-00A0	VIA Nano® X2 E-Series @ 1.2GHz	COMe-8X90 starter kit
STK-C8X90-01A0	VIA Nano® X2 E-Series @ 1.2GHz	COMe-8X90 starter kit with Panel

Block Diagram



Packing List (Starter Kit)

- Items for STK-C8X90-00A0**
- COMe-8X90 COM Express module board
 - COMEDB2 COM Express carrier board
 - SATA cable
 - Dual-port USB 2.0 cable
 - COM cable
 - LPT cable
 - Quick guide

- Items for STK-C8X90-01A0**
- COMe-8X90 COM Express module board
 - COMEDB2 COM Express carrier board
 - SATA cable
 - Dual-port USB 2.0 cable
 - COM cable
 - LPT cable
 - Quick guide
 - LVDS cable
 - Inverter cable
 - 12.1" LCM

ETX Modules

VIA

ETX-8X90


ETX® Module with high-performance multimedia capabilities

Features

- 1.2GHz VIA Nano® X2 E-Series processor
- Supports up to 4GB 1066 DDR3 SDRAM
- DX9 graphics with MPEG-2/WMV9/VC1/H.264 decoding acceleration
- Display interface for VGA, supporting resolutions of up to 2048 x 1536, and one 18/24-bit dual-channel LVDS panel
- Supports four USB 2.0 and two mini USB ports

Board Placement

VIA VX900 Chipset



VIA Nano® X2 E-Series CPU

DDR3 SODIMM

Specifications

	ETX-8X90
Processor	1.2GHz VIA Nano® X2 E-Series
Chipset	VIA VX900 Media System Processor
BIOS	AMI BIOS, 8Mbit Flash memory
System Memory	1 DDR3 1066 SODIMM slot Up to 4GB memory size
Storage	Up to 2 SATA or 2 EIDE (master mode only)
Graphics	Integrated VIA Chrome®9 HD DX9 3D/2D graphics with MPEG-2, WMV9, VC1 and H.264 video decoding acceleration
LAN	Realtek RTL8139DL 10/100M Ethernet controller
Audio	1 HD audio digital interface
Super I/O	Fintek F71869ED
Supported Expansion I/O	2 PCI
Left Panel I/O	2 SATA connectors (1 optional) 2 Mini USB 2.0 1 Micro SD card slot 1 Audio pin header for Line-in, Line-out, Mic-in
Supported I/O	4 USB 2.0 ports 1 VGA 1 Dual-channel 18-bit/24-bit LVDS panel 2 COM 1 10/100M Ethernet 2 IDE (master mode only) 1 SMBus 1 I ² C 1 ISA (not support DMA transfer)
Operating System	Windows 7, WES 7, Windows CE, Linux
System Monitoring & Management	CPU temperature reading, CPU fan speed reading, System voltage monitoring, Watch Dog Timer, Wake-on-LAN, System power management, AC power failure recovery
Operating Temperature	0°C ~ 60°C
Operating Humidity	0% ~ 95% (non-condensing)
Form Factor	114 mm x 95 mm (4.45" x 3.7")
Compliance	ETX 3.02, compact module

VIA Embedded
ARM Boards


VIA Embedded
ARM Systems

VIA Embedded
x86 Boards

VIA Embedded
x86 Systems

VIA Embedded
Accessories

Carrier Board Back Panel I/O



Carrier Board (ETXDB1)



* The carrier board is only for evaluation purpose.

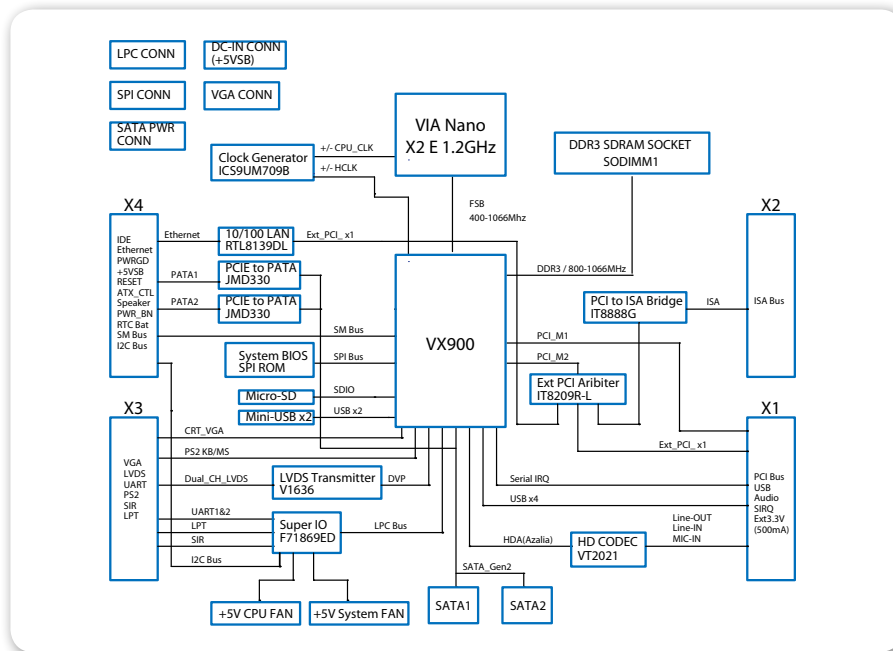
Specifications

Model Name	ETXDB1
Super I/O	Fintek F71869ED
Onboard I/O	1 ISA connector (compatible with ISA ETX 3.0) 2 EIDE connectors (master mode only) 1 COM port pin headers 1 LPT connector 1 Dual-channel 18/24-bit LVDS panel connector 1 Audio pin header for Line-out, Mic-in 1 SMBus pin header 1 I ² C pin header 1 Backlight voltage selects pin header 1 SIR pin header 1 RTC external battery holder 1 ATX power connector 2 PCI slots (compatible with PCI 2.3, 32bit/33Mhz)
Rear Panel I/O	4 USB 2.0 ports 1 VGA port 1 COM port 1 10/100Mbps Ethernet connector
Power Supply	ATX power connector
Operating Temperature	0°C ~ 60°C
Operating Humidity	0% ~ 95% (non-condensing)
Form Factor	Mini-ITX (17cm x 17cm, 6.7" x 6.7")

Ordering Information

Model Name	CPU Frequency	Description
ETX-8X90	1.2GHz VIA Nano® X2 E-Series	ETX Board with 1.2GHz VIA Nano® X2 E-Series CPU with VGA, LVDS, 4 USB 2.0, 2 Mini USB 2.0, COM, 10/100Mbps Ethernet, SATA, 2 IDE, 2 PCI, Micro SD card slot, ATX power connector
ETXDB1	N/A	ETX-8X90 evaluation carrier board
99G42-01381Q	N/A	Heatsink with fan for ETX-8X90
99G42-01413Q	N/A	Heat spreader for ETX-8X90
STK-E8X90-00A0	1.2GHz VIA Nano® X2 E-Series	ETX-8X90 starter kit
STK-E8X90-01A0	1.2GHz VIA Nano® X2 E-Series	ETX-8X90 starter kit with Panel

Block Diagram



Packing List (Starter Kit)

Items for STK-E8X90-00A0

- ETX-8X90 ETX module board
- ETXDB1 ETX carrier board
- SATA cable
- PATA cable
- KB/MS cable
- COM cable
- LPT cable

Items for STK-E8X90-01A0

- ETX-8X90 ETX module board
- ETXDB1 ETX carrier board
- SATA cable
- PATA cable
- KB/MS cable
- COM cable
- LPT cable
- LVDS cable
- Inverter cable
- 12.1" LCM

VIA Embedded x86 Systems

- AMOS-3005
- AMOS-3003
- AMOS-3002
- ARTiGO A1300
- ARTiGO A1250
- VIPRO VP7910

Quick Guide

Model	Industrial		
	AMOS-3005 NEW	AMOS-3003	AMOS-3002
Processor	1.2GHz VIA Eden® X4	1.2GHz VIA Nano® X2 E-Series	1.0GHz VIA Eden® X2
Chipset	VIA VX11 MSP	VIA VX11H MSP	VIA VX900H MSP
Graphics	Integrated VIA Chrome® 640 DX11 3D/2D graphics with MPEG2, WMV9, VC1 and H.264 video decoding acceleration	Integrated VIA Chrome® 640 DX11 3D/2D graphics with MPEG2, WMV9, VC1 and H.264 video decoding acceleration	Integrated VIA Chrome®9 HD DX9 3D/2D graphics with MPEG-2, WMV9, VC1 and H.264 video decoding acceleration
System Memory	1 DDR3 1333 SDRAM (SODIMM) (Max. 8GB)	1 DDR3 1333 SDRAM (SODIMM) (Max. 8GB)	1 DDR3 1066 SDRAM (SODIMM) (Max. 4GB)
Storage	1 mSATA slot	Supports 1 2.5" SATA 2.5" HDD/SSD 1 mSATA slot	Supports 1 CFast Flash drive Supports 1 2.5" SATA HDD/SSD (Hard drive bay optional)
Audio	HD	HD	HD
Display I/O	1 HDMI 1 VGA	1 Mini HDMI 1 VGA	1 HDMI 1 VGA
USB	2 USB 3.0 2 USB 2.0	2 USB 3.0 2 USB 2.0	6 USB 2.0
LAN	2 Gigabit Ethernet	2 Gigabit Ethernet	2 Gigabit Ethernet
COM	2	3	2
Digital I/O	1	1	1
Expansion I/O	1 miniPCIe 1 SIM slot	2 miniPCIe	1 miniPCIe
Power Supply	9V ~ 36V DC-in	9V ~ 30V DC-in	12V DC-in
Operating System	Windows 8.1/8/7, WES 7, Linux	Windows 7, WES 7, Linux	Windows 7, WES 7, Linux
Operating Temperature	0°C ~ 60°C (with qualified industrial grade mSATA)	-10°C ~ 60°C (SSD); 0°C ~ 45°C (HDD)	-20°C ~ 60°C
Optional Accessories	EMIO-1533 USB Wi-Fi EMIO-2550 3G	EMIO-1533 USB Wi-Fi EMIO-2550 3G	EMIO-2550 3G

VIA Embedded
ARM BoardsVIA Embedded
ARM SystemsVIA Embedded
x86 BoardsVIA Embedded
x86 SystemsVIA Embedded
Accessories

Quick Guide

	Panel PC		Smart Clients	
Model	VIPRO VP7910 NEW	ARTiGO A1300	ARTiGO A1250 NEW	
Processor	1.2GHz VIA Eden® X4	VIA QuadCore E-Series	1.2GHz VIA Eden® X4	
Chipset	VIA VX11H MSP	VIA VX11PH MSP	VIA VX11H MSP	
Graphics	Integrated VIA Chrome® 640 DX11 3D/2D graphics with MPEG2, WMV9, VC1 and H.264 video decoding acceleration	Integrated VIA Chrome® 640 DX11 3D/2D graphics with MPEG2, WMV9, VC1 and H.264 video decoding acceleration	Integrated VIA Chrome® 640 DX11 3D/2D graphics with MPEG2, WMV9, VC1 and H.264 video decoding acceleration	
System Memory	Built-in 2GB DDR3 1333SDRAM (SODIMM) (Max. 8GB)	1 DDR3 1066/1333 SODIMM socket (Max. 8GB)	1 DDR3 1066/1333 SODIMM socket (Max. 8GB)	
Storage	Supports 1 2.5" SATA 2.5" HDD/SSD 1 mSATA slot	Supports 1 2.5" SATA HDD/SSD 1 mSATA slot	Supports 1 2.5" SATA HDD/SSD	
Audio	HD	HD	HD	
Display I/O	1 Mini HDMI 1 VGA	2 HDMI	1 Mini HDMI 1 VGA	
USB	2 USB 3.0 2 USB 2.0	2 USB 3.0 2 USB 2.0	2 USB 3.0 2 USB 2.0	
LAN	2 Gigabit Ethernet	1 Gigabit Ethernet	1 Gigabit Ethernet	
COM	3	1	N/A	
Digital I/O	1	1	N/A	
Expansion I/O	2 miniPCIe	1 miniPCIe slot 1 SIM card slot	N/A	
Power Supply	9V ~ 32V DC-in	12V DC-in	12V DC-in	
Operating System	Windows 8/7, WES 7, Linux,	Windows 8/7, WES 7, Linux	Windows 8/7, WES 7, Linux	
Operating Temperature	-10°C ~ 50°C	0°C ~ 45°C	0°C ~ 40°C	
Optional Accessories	EMIO-2550 3G	EMIO-1533 USB Wi-Fi EMIO-2550 3G	EMIO-1533 USB Wi-Fi	

VIA
AMOS-3005

Ultra-compact fanless system for embedded industrial applications ideally suited for demanding environments




Features

- Ultra compact, ruggedized form factor with multiple wall/DIN Rail/VESA mounting solutions
- High-performance fanless 1.2GHz VIA Eden® X4 processor
- DX11 graphics with MPEG-2/WMV9/VC1/H.264 decoding acceleration
- Rich I/O feature set including lockable USB, RS-232/422/485, and GPIO
- Support for dual independent VGA + HDMI displays


Specifications

Model Name	AMOS-3005
Processor	1.2GHz VIA Eden® X4
Chipset	VIA VX11 Media System Processor
BIOS	AMI BIOS, 32Mbit Flash memory
System Power Management	Wake-on LAN, keyboard power-on, timer power-on, system power management, AC power failure recovery, Watch Dog timer control
System Memory	1 DDR3 1333 SDRAM SODIMM socket Up to 8GB memory size
Storage	Supports 1 mSATA slot
Graphics	Integrated Chrome® 640 DX11 3D/2D graphics with MPEG-2, WMV9, VC1 and H.264 video decoding accelerator
Audio	VIA VT2021 High Definition Audio Codec
Display I/O	1 HDMI port 1 VGA port supporting VGA resolutions up to 2048 x 1536 pixels Dual independent VGA + HDMI display at different resolutions, pixel depths, and refresh rates
USB	2 USB 3.0 ports, 2 USB 2.0 ports (lockable USB ports for secure connections)
LAN	2 Realtek RTL8111G PCIe Gigabit Ethernet controllers
COM	Fintek F71869ED
Expansion I/O	1 miniPCIe slot 1SIM slot
Front Panel I/O	2 Lockable USB 2.0 ports 2 COM ports for RS-232/422/485 1 Power on/off button 1 Red LED for HDD activity 1 Green LED for power status
Back Panel I/O	2 USB 3.0 ports 1 HDMI port 1 VGA port 2 Gigabit Ethernet ports 1 DIO port for 8-bit GPIO 2 Audio jacks: Line-out and Mic-in 1 2-pole Phoenix DC jack
Power Supply	9 ~ 36V DC-in (typical: 23W-TBC)
Operating System	Windows 8.1/8/7, WES 7, Linux
Watch Dog Timer	System reset; programmable 1-255 sec
Mechanical Construction	Aluminum top chassis housing Metal chassis housing Dual removable front & rear metal face plate
Mounting	Wall/DIN Rail/VESA mountable

Front System IO



Rear System IO



Specifications

Model Name	AMOS-3005
Dimensions	150.5mm(W) x 48.1mm(H) x 109.8mm(D) (5.93" x 1.89" x 4.32")
Weight	1.4kg (3.08lbs)
Operating Temperature	0°C ~ 60°C with qualified industrial grade mSATA
Storage Temperature	-20°C ~ 70°C
Operating Humidity	0% ~ 95% (relative humidity; non-condensing)
Vibration Loading During Operation	With mSATA Flash Drive: 5Grms, IEC 60068-2-64, random, 5 ~ 500Hz, 1 Oct./min, 1hr/axis
Shock During Operation	With mSATA Flash Drive: 50G, IEC 60068-2-27, half size, 11ms duration
Compliance	CE/FCC

Ordering Information

Part Number	CPU Frequency	Description
AMOS-3005-1Q12A1	VIA Eden® X4 @ 1.2GHz	1.2GHz VIA Eden® X4 CPU based fanless embedded system with HDMI, VGA, 2 USB 3.0, 2 Lockable USB 2.0, 2 COM, DIO, 2 Gigabit Ethernet, 9 ~ 36V DC-in power

Optional Accessories

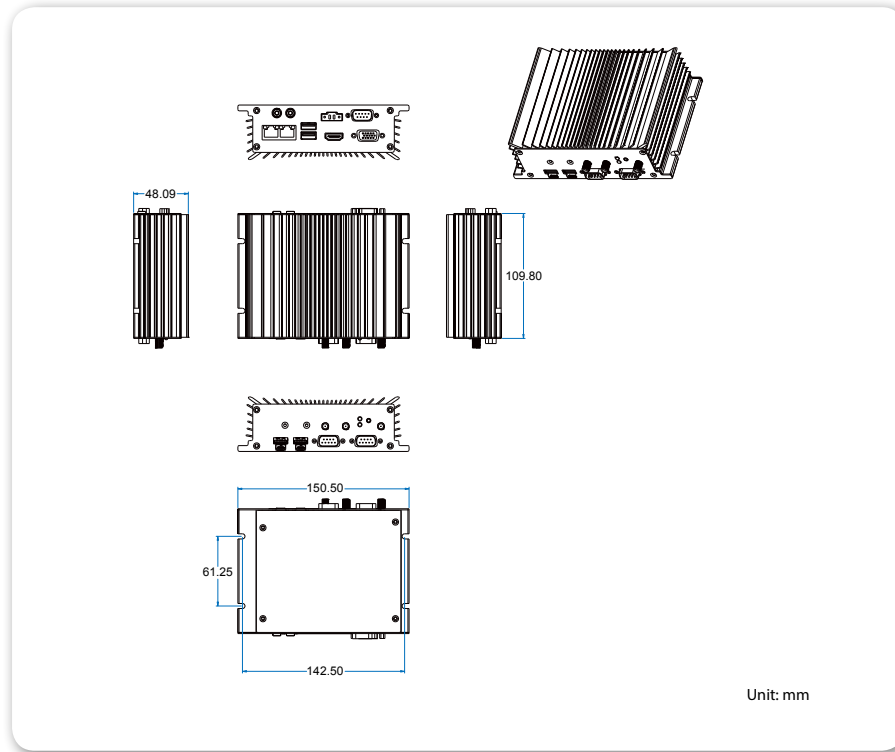
External AC-to-DC Adapter and Power Cord

Part Number	Description
99G63-020316	AC-to-DC adapter, 2-pole Phoenix connector, DC 12V/5A, 60W
99G33-02032C	Power cord, 180cm, USA type
99G33-02033C	Power cord, 180cm, Europe type
99G33-02034C	Power cord with PSE mark, 180cm for Japan market

Wireless Accessories

Part Number	Description
EMIO-1533-00A2	VNT9271 IEEE 802.11 b/g/n USB Wi-Fi module with assembly kit
EMIO-2550-00A1	Ublox 3.75G HSPA/UMTS mobile broadband full size miniPCIe module with GPS and SIM card slot
EMIO-2550-01A1	Ublox 3.75G HSPA/UMTS mobile broadband full size miniPCIe module

Dimensions



Packing List

Items

- AMOS-3005 system
- AC-to-DC adapter , 2-pole phoenix plug to DC jack
- Screw pack for mounting
- Screw pack for Mini PCI-e card
- Washer rubbers pack

VIA
AMOS-3003

Compact fanless embedded system ruggedized for extreme environments



Features

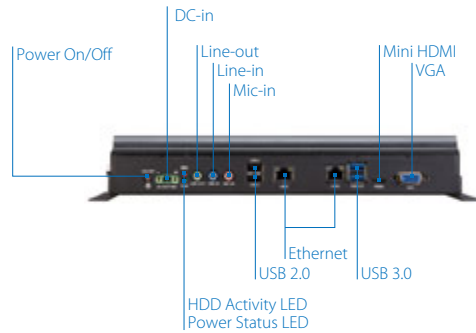
- 1.2GHz VIA Nano® X2 E-Series dual-core processor
- Wide input voltage range supporting 9V~30V DC-in
- Dual Gigabit Ethernet, optional Wi-Fi and dual 3G SIM card support
- Legacy I/O support including COM and GPIO
- Support for dual independent VGA + HDMI displays

Specifications


Model Name	AMOS-3003
Processor	1.2GHz VIA Nano® X2 E-Series CPU
Chipset	VIA VX11H Media System Processor
BIOS	AMI Aptio UEFI BIOS, 32Mbit Flash memory
System Power Management	ACPI 3.0 compliant, Wake-on LAN, keyboard power-on, timer power-on, system power management, AC power failure recovery, Watch Dog timer control
System Memory	1 DDR3 1333 SODIMM socket Up to 8GB memory size
Storage	Supports 1 2.5" SATA HDD/SSD 1 mSATA slot
Graphics	Integrated VIA Chrome® 640 DX11 3D/2D graphics with MPEG-2, WMV9, VC1 and H.264 video decoding acceleration
Audio	VIA VT2021 High Definition Audio Codec
Display I/O	1 Mini HDMI port 1 VGA port supporting VGA resolutions up to 2048 x 1536 pixels Dual independent VGA + HDMI display at different resolutions, pixel depths, and refresh rates
USB	2 USB 3.0 ports and 3 USB 2.0 host ports
LAN	VIA VT6130 PCIe Gigabit Ethernet controller Realtek RTL8111G PCIe Gigabit Ethernet controller Supports Wake On LAN (WOL) Supports Preboot Execution Environment (PXE) 11x5-pin header reserved to support VIA VNT9271 802.11n Wi-Fi USB module
COM	Fintek F81865
Expansion I/O	2 miniPCIe slots (supports 2 SIM slots) Supports optional Wi-Fi/3G modules Supports 3 external antenna for Wi-Fi, 3G module, and GPS module
Back Panel I/O	2 USB 3.0 ports 2 USB 2.0 ports 1 Mini HDMI port 1 VGA port 2 Gigabit Ethernet ports 3 Audio jacks: Line-out, Line-in and Mic-in 1 Power on/off button 1 Red LED for HDD activity 1 Green LED for power status 1 2-pole Phoenix DC jack
Left Side I/O	1 DIO port for 8-bit GPIO 3 COM ports for RS-232/422/485 (powered by selectable 5V/12V)
Watch Dog Timer	System reset; programmable 1-255 sec
Power Supply	9V ~ 30V DC-in (typical: 27W) Supports over voltage protection, over current protection, under voltage protection
Operating System	Windows 7, WES 7, Linux



Rear Panel I/O



Left Side I/O



Specifications

Model Name	AMOS-3003
Mechanical Construction	Aluminum mixed with heavy-duty steel with heat pipe embedded Aluminum top cover mixed with copper heat-pipe
Mounting	Built-in wall mountable brackets on system chassis
Dimensions	311mm(W) x 50.6mm(H) x 185mm(D) (with wall mountable brackets)
Weight	3.5kg (7.7lbs)
Operating Temperature	-10°C ~ 60°C (SSD); 0°C ~ 45°C (HDD)
Storage Temperature	-20°C ~ 70°C
Operating Humidity	10% ~ 90% @ 45°C (non-condensing)
Vibration Loading During Operation	With mSATA or 2.5" SSD: 3Grms, IEC 60068-2-64, random, 5 ~ 500Hz, 1hr/axis
Shock During Operation	With mSATA or 2.5" SSD: 50G, IEC 60068-2-27, half size, 11 ms duration
Compliance	CE/FCC

Ordering Information

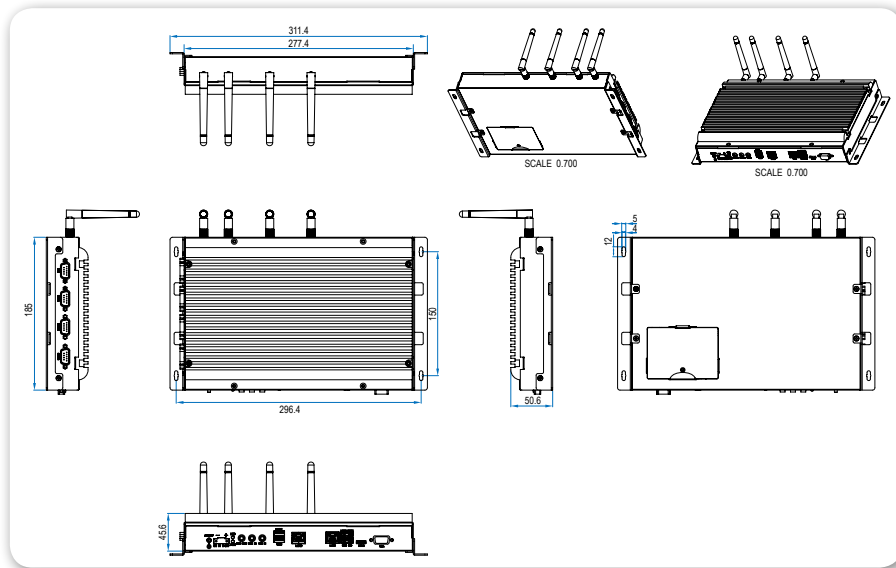
Part Number	CPU Frequency	Description
AMOS-3003-1D12A1	VIA Nano X2 E-Series @ 1.2GHz	1.2GHz VIA Nano X2 E-Series CPU based fanless embedded system with Mini HDMI, VGA, 2 USB 3.0, 2 USB 2.0, 3 COM, DIO, 2 Gigabit Ethernet, SATA, mSATA, 9V ~ 30V DC-in

Optional Accessories

External AC-to-DC Adapter and Power Cord	
Part Number	Description
99G63-020316	AC-to-DC Adapter, 2-pole, DC 12V/5A, 60W
99G33-02032C	Power Cord, 180cm, USA type
99G33-02034C	Power Cord with PSE mark, 180cm for Japan market
99G33-02033C	Power Cord, 180cm, Europe type

Wireless Modules	
Part Number	Description
EMIO-1533-00A2	VNT9271 IEEE 802.11b/g/n USB Wi-Fi module with assembly kit
EMIO-2550-00A1	Ublox 3.75G HSPA/UMTS mobile broadband full size miniPCIe module with GPS and SIM card slot
EMIO-2550-01A1	Ublox 3.75G HSPA/UMTS mobile broadband full size miniPCIe module

Dimensions



Packing List

Items

- AMOS-3003 system
- 4 x M4*8mm screws with spring and flat washer for wall mounting (P/N:99G44-010395)
- 6 x M2*5mm screws for mini card and mSATA module (P/N:99G44-010155)
- 4 x M3*5mm screws for SSD/HDD (P/N:99G44-010645)
- 1 x Power cable, 2-pole Phoenix plug to DC-In (P/N:99G33-250043)
- 1 x Thermal pad for SSD/HDD (P/N:99H43-140762)
- 1 x Thermal pad for mSATA module (P/N:99H43-141016)

VIA
AMOS-3002

Ultra-compact fanless system for embedded industrial applications ideally suited for demanding environments

Features

- Ultra compact, ruggedized form factor with multiple wall/table/VESA mounting solutions
- High-performance fanless 1.0GHz VIA Eden® X2 processor
- DX9 graphics with MPEG-2/WMV9/VC1/H.264 decoding acceleration
- Rich I/O feature set including lockable USB, RS-232/422/485, and GPIO
- Support for dual independent VGA + HDMI displays




Specifications


Model Name	AMOS-3002
Processor	1.0GHz VIA Eden® X2
Chipset	VIA VX900H Media System Processor
BIOS	AMI BIOS, 8Mbit Flash memory
System Power Management	Wake-on LAN, keyboard power-on, timer power-on, system power management, AC power failure recovery, Watch Dog timer control
System Memory	1 DDR3 1066 SODIMM socket Up to 4GB memory size
Storage	Supports 1 CFast Flash drive Supports 1 2.5" SATA HDD/SSD (AMOS-3002-2D10A1)
Graphics	Integrated VIA Chrome®9 HD DX9 3D/2D graphics with MPEG-2, WMV9, VC1 and H.264 video decoding acceleration
Audio	VIA VT2021 High Definition Audio Codec
Display I/O	1 HDMI port 1 VGA port supporting VGA resolutions up to 1920 x 1200 pixels Dual independent VGA + HDMI display at different resolutions, pixel depths, and refresh rates
USB	6 USB 2.0 ports, including 2 lockable USB ports for secure connections
LAN	VIA VT6130 PCIe Gigabit Ethernet controller
COM	Integrated in VX900H
Expansion I/O	1 miniPCIe slot
Front Panel I/O	1 CFast Flash slot 2 USB 2.0 ports 2 COM ports for 1 RS-232 and 1 RS-232/422/485 1 DIO port for 8-bit GPIO 2 Lockable USB 2.0 ports 2 Audio jacks: Line-in and Mic-out 1 SIM card slot 1 Power on/off button 1 Red LED for HDD activity 1 Green LED for power status 1 2-pole Phoenix DC jack
Back Panel I/O	2 USB 2.0 ports 1 HDMI port 1 VGA port 2 Gigabit Ethernet ports
Power Supply	12V DC-in (typical: 23W)
Operating System	Windows 7, WES 7, Linux
Watch Dog Timer	System reset; programmable 1-255 sec
Mechanical Construction	Aluminum top chassis housing Metal chassis housing Dual removable front & rear metal face plate
Mounting	Wall/table/VESA mountable



Front System IO



Rear System IO



Combination of AMOS-3002 and Sub-system Chassis



Specifications

Model Name	AMOS-3002-1D10A1	AMOS-3002-2D10A1
Dimensions	197mm(W) x 49mm(H) x 104mm(D) (7.75" x 1.92" x 4.09")	197mm(W) x 66mm(H) x 104mm(D) (7.75" x 2.59" x 4.09")
Weight	1.4kg (3.08lbs)	1.8kg (4.02lbs)
Operating Temperature	-20°C ~ 60°C for 1.0GHz VIA Eden® X2 processor 0°C ~ 45°C when system equipped with 2.5" hard disk drive (AMOS-3002-2D10A1)	
Storage Temperature	-20°C ~ 70°C	
Operating Humidity	0% ~ 95% (relative humidity; non-condensing)	
Vibration Loading During Operation	With CFast Flash drive: 5Grms, IEC 60068-2-64, random, 5 ~ 500Hz, 1hr/axis	
Shock During Operation	With CFast Flash drive: 50G, IEC 60068-2-27, half size, 11ms duration	
Compliance	CE/FCC	

Ordering Information

Part Number	CPU Frequency	Description
AMOS-3002-1D10A1	VIA Eden® X2 @ 1.0GHz	1.0GHz VIA Eden® X2 CPU based fanless embedded system with HDMI, VGA, 4 USB 2.0, 2 Lockable USB 2.0, 2 COM, DIO, 2 Gigabit Ethernet, CFast Flash slot, 12V DC-in power
AMOS-3002-2D10A1	VIA Eden® X2 @ 1.0GHz	1.0GHz VIA Eden® X2 CPU based fanless embedded system with HDMI, VGA, 4 USB 2.0, 2 Lockable USB, 2 COM, DIO, 2 Gigabit Ethernet, 2.5" SATA HDD/SSD Bay, CFast Flash slot, 12V DC-in power

Optional Accessories

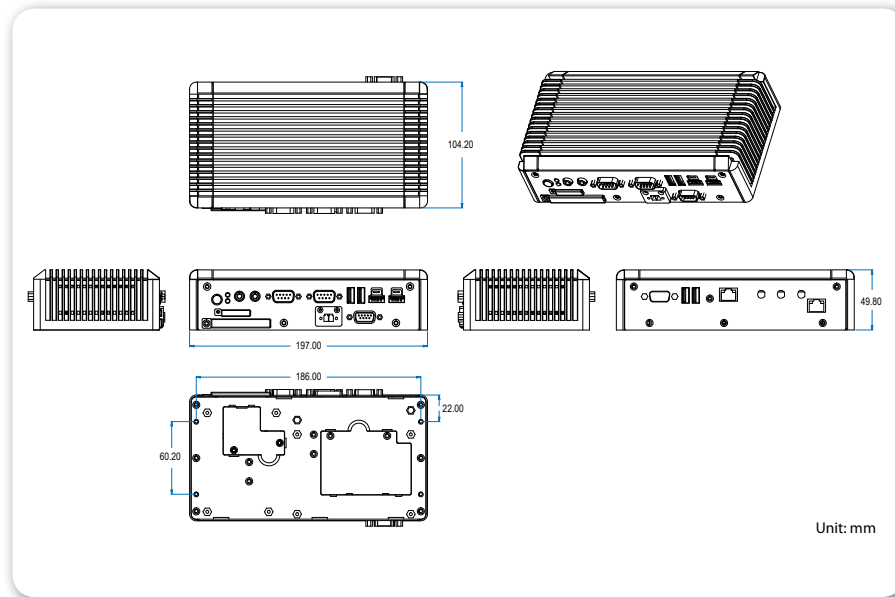
External AC-to-DC Adapter and Power Cord

Part Number	Description
99G63-020316	AC-to-DC adapter, 2-pole Phoenix connector, DC 12V/5A, 60W
99G33-02032C	Power cord, 180cm, USA type
99G33-02033C	Power cord, 180cm, Europe type
99G33-02034C	Power cord with PSE mark, 180cm for Japan market

Wireless Accessories

Part Number	Description
EMIO-2550-00A1	Ublox 3.75G HSPA/UMTS mobile broadband full size miniPCIe module with GPS and SIM card slot
EMIO-2550-01A1	Ublox 3.75G HSPA/UMTS mobile broadband full size miniPCIe module

Dimensions



Packing List

Items

- AMOS-3002 system
- VESA bracket
- Wall mount bracket
- Power cable, 2-pole phoenix DC-in jack connector
- Thermal pad for memory
- Thermal pad for CFast
- Bottom washer rubber

Video Wall Mini

NEW

VIA ARTiGO A1300

Ultra-compact fanless system for mission-critical dual-display signage, HMI, and IoT applications



Features

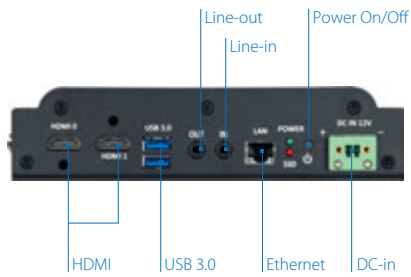
- Two HDMI ports with dual independent display support
- 1.0GHz VIA QuadCore E-Series processor and VX11PH media system processor
- Rich I/O features, including COM, Digital I/O, USB 2.0, and USB 3.0 ports
- Optional 3G and Wi-Fi modules
- VIA MagicView™ content management software available

Specifications

Model Name	ARTiGO A1300
Processor	1.0GHz VIA QuadCore E-Series
Chipset	VIA VX11PH Media System Processor
BIOS	AMI Aptio UEFI BIOS, 32Mbit Flash memory
System Power Management	Timer Power-On ACPI 3.0 compliant
System Memory	1 DDR3 1066/1333 SODIMM socket Up to 8GB memory size
Storage	Supports 1 2.5" SATA SSD/HDD 1 mSATA slot
Graphics	Integrated Chrome® 645/640 DX11 3D/2D graphics with MPEG-2, WMV9, VC-1 and H.264 video decoding acceleration
Audio	VIA VT2021 High Definition Audio Codec
Display I/O	2 HDMI ports supporting resolutions up to 1920 x 1080 pixels Dual independent HDMI displays at different resolutions, pixel depths, and refresh rates
USB	2 USB 3.0 ports and 2 USB 2.0 ports
LAN	Realtek RTL8111G Gigabit Ethernet controller Supports Wake-On-LAN and Boot from LAN (PXE)
COM	Fintek F71869
Expansion I/O	1 miniPCIe slot (PCIe + USB 2.0) 1 SIM card slot
Front Panel I/O	2 USB 3.0 ports 2 HDMI ports 1 Gigabit Ethernet port 2 Audio jacks: Line-in and Line-out 1 Power on/off button 1 Red LED for SSD activity 1 Green LED for power status 1 2-pole Phoenix DC jack
Left Panel I/O	2 USB 2.0 ports 1 COM port for RS-232/422/485 (powered by selectable 5V/12V) 1 DIO port for 8-bit GPIO 1 Blue LED for 3G 1 Blue LED for USB Wi-Fi
Rear Panel I/O (Optional)	1 Antenna hole for 3G 1 Antenna hole for Wi-Fi
Watch Dog Timer	System reset; programmable 1~255 sec
Power Supply	12V DC-in (typical: 28W)
Operating System	Windows 7, WES 7, Linux



Front Panel External I/O



Left Panel External I/O



Specifications

Model Name	ARTiGO A1300
Mechanical Construction	Fanless Aluminum alloy
Mounting	VESA mount
Dimensions	185mm(W) x 44.4mm(H) x 162mm(D) (7.28" x 1.75" x 6.38")
Weight	2.0kg (4.4lbs) (without HDD)
Operating Temperature	0°C ~ 45°C (SSD & mSATA) 0°C ~ 40°C (HDD)
Storage Temperature	-10°C ~ 60°C
Operating Humidity	0% ~ 90% (non-condensing)
Vibration Loading During Operation	With 2.5" SSD IEC 60068-2-64 (5Grms, random, 5 ~ 500Hz, 1hr/axis)
Shock During Operation	With 2.5" SSD IEC 60068-2-27 (50G, half size, 11ms duration)
Compliance	CE/FCC

Ordering Information

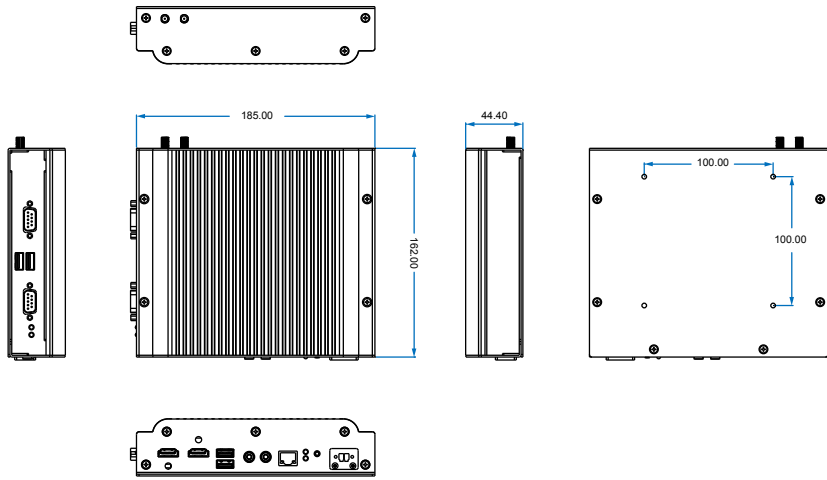
Part Number	CPU Frequency	Description
ATG-A1300-1Q10A2	VIA QuadCore E-Series @ 1.0GHz	Fanless embedded system with 1.0GHz VIA QuadCore E-Series CPU, 2 HDMI, 2 USB 3.0, 2 USB 2.0, COM, DIO, Gigabit Ethernet, SATA SSD bay, mSATA, 12V DC-in, power cord USA type
ATG-A1300-2Q10A2	VIA QuadCore E-Series @ 1.0GHz	Fanless embedded system with 1.0GHz VIA QuadCore E-Series CPU, 2 HDMI, 2 USB 3.0, 2 USB 2.0, COM, DIO, Gigabit Ethernet, SATA SSD bay, mSATA, 12V DC-in, power cord EU type

Optional Accessories

Wireless Accessories

Part Number	Description
EMIO-1533-00A2	VNT9271 IEEE 802.11b/g/n USB Wi-Fi module with assembly kit
EMIO-2550-01A1	Ublox 3.75G HSPA/UMTS mobile broadband full size miniPCIe module

Dimensions



Unit: mm

Packing List

Items
ARTiGO A1300 system
AC-to-DC power adapter
Power cord
Screws pack
HDMI strap holder
SATA + power cable
Mounting screws
HDD/SSD screws
Mini Card screws

Smart Clients

NEW

VIA ARTiGO A1250

Ultra-slim fanless system for semi-embedded industrial applications for digital signage media player



Features

- 1.2GHz VIA Eden® X4 processor
- DX11 2D/3D graphics with MPEG-2/WMV9/VC1/H.264 decoding acceleration
- VIA MagicView™ content management software available
- Support for dual independent VGA + HDMI displays
- DC jack strap holder

Specifications


Model Name	ARTiGO A1250
Processor	1.2GHz VIA Eden® X4
Chipset	VIA VX11H Media System Processor
BIOS	AMI Aptio UEFI BIOS, 32Mbit Flash memory
System Power Management	Timer Power-On ACPI compliant
System Memory	1 DDR3 1066/1333 SODIMM socket Up to 8GB memory size
Storage	Supports 1 2.5" SATA HDD/SSD
Graphics	Integrated Chrome® 640 DX11 3D/2D graphics with MPEG-2, WMV9, VC1 and H.264 video decoding acceleration
Audio	VIA VT2021 High Definition Audio Codec
Display I/O	1 Mini HDMI port 1 VGA port supporting VGA resolutions up to 2560 x1600 pixels Dual independent VGA + HDMI display at different resolutions, pixel depths, and refresh rates
USB	2 USB 3.0 ports 2 USB 2.0 ports
LAN	VIA VT6130 PCIe Gigabit Ethernet controller Supports wake-on-LAN and Boot from LAN (PXE)
Front Panel I/O	2 USB 2.0 ports 3 Audio jacks: Line-in, Line-out and Mic-in 1 Power on/off switch 1 Red LED for HDD activity 1 Green LED for power status
Back Panel I/O	2 USB 3.0 ports 1 Mini HDMI port 1 VGA port 1 Gigabit Ethernet port 1 DC strap holder hole 1 Antenna hole reserved to support Wi-Fi 1 DC-in jack
Watch Dog Timer	System reset; programmable 1~255 sec
Power Supply	12V DC-in (typical: 30W)
Operating System	Windows 8/7, WES 7, Linux
Mechanical Construction	Aluminum top cover chassis housing Galvanized steel sheet (SECC) body chassis housing Front removable aluminum face plate
Mounting	VESA mount
Dimensions	177mm(W) x 30mm(H) x 125mm(D) (6.96" x 1.18" x 4.92")
Weight	0.68kg (1.49lbs)
Operating Temperature	0°C ~ 40°C
Operating Humidity	0% ~ 90% (non-condensing)
Storage Temperature	-10°C ~ 60°C
Compliance	CE/FCC



Front Panel External I/O



Rear Panel External I/O



Ordering Information

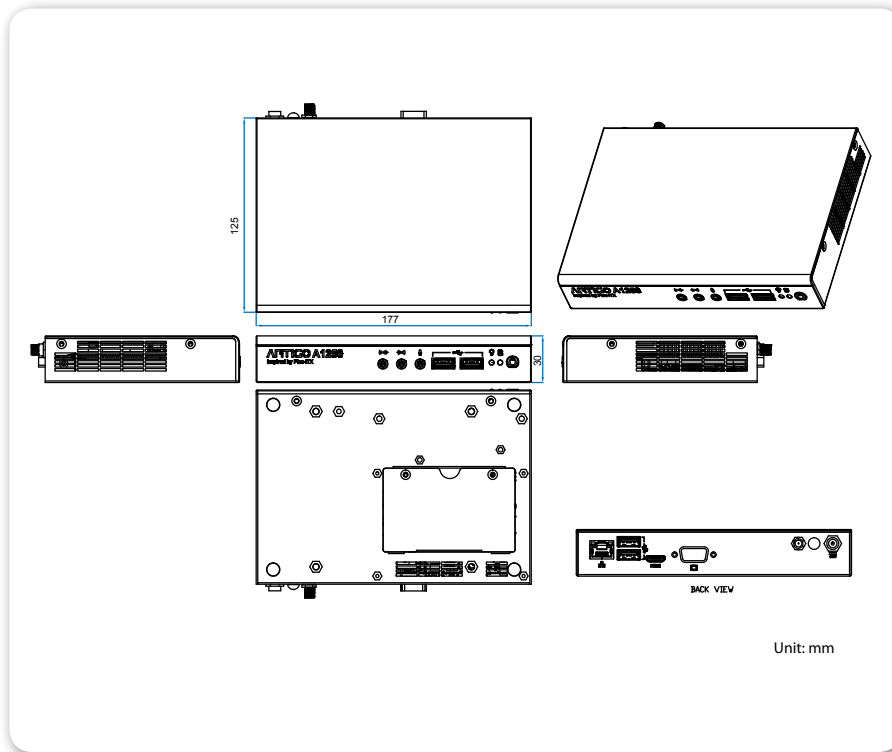
Part Number	CPU Frequency	Description
ATG-A1250-5Q12A3	VIA Eden® X4 @ 1.2GHz	1.2GHz VIA Eden® X4 CPU Based Semi-Embedded System with Mini HDMI, VGA, 2 USB 3.0, 2 USB 2.0, Gigabit Ethernet, SATA, 12V DC-in, US Power Cord
ATG-A1250-6Q12A3	VIA Eden® X4 @ 1.2GHz	1.2GHz VIA Eden® X4 CPU Based Semi-Embedded System with Mini HDMI, VGA, 2 USB 3.0, 2 USB 2.0, Gigabit Ethernet, SATA, 12V DC-in, EU Power Cord
ATG-A1250-7Q12A3	VIA Eden® X4 @ 1.2GHz	1.2GHz VIA Eden® X4 CPU Based Semi-Embedded System with Mini HDMI, VGA, 2 USB 3.0, 2 USB 2.0, Gigabit Ethernet, SATA, 12V DC-in, JP Power Cord
ATG-A1250-8Q12A3	VIA Eden® X4 @ 1.2GHz	1.2GHz VIA Eden® X4 CPU Based Semi-Embedded System with Mini HDMI, VGA, 2 USB 3.0, 2 USB 2.0, Gigabit Ethernet, SATA, 12V DC-in, CN Power Cord

Optional Accessories

Wireless Accessories	
Part Number	Description
EMIO-1533-00A2	VNT9271 IEEE 802.11 b/g/n USB Wi-Fi module with assembly kit

Mounting Options	
Part Number	Description
99G42-09288E-1	Mechanism kit, wall mount bracket, 116mm x 116mm x 18.4mm

Dimensions



Packing List

Items

- ARTiGO A1250 system
- AC-to-DC power adapter
- Power cord
- HDD screws
- DC jack strap holder
- SATA ribbon cable

Panel PCs

NEW

VIA VIPRO VP7910

Fanless quad-core panel PC
with 10.4" resistive touch
screen



Features


- Fanless VIA Eden® X4 quad-core processor
- Supports 5-wire resistive touch sensor
- Supports one mSATA and one hard disk drive bay
- Supports two minPCIe slots and two SIM card slots for 3G/Wi-Fi communication
- Front panel IP65 compliant against water and dust

Specifications


Part Number	VP-7910-R1Q12A1	VP-7910-P1Q12A1	
Processor	1.2GHz VIA Eden® X4	1.2GHz VIA Eden® X4	
Chipset	VIA VX11H Media System Processor		
BIOS	AMI Aptio UEFI BIOS, 32Mbit Flash memory		
System Power Management	ACPI 3.0 compliant, Wake-on LAN, keyboard power-on, timer power-on, system power management, AC power failure recovery, Watch Dog timer control		
System Memory	1 DDR3 SODIMM socket, up to 8GB memory size Pre-assembled 2GB SDRAM		
Storage	Supports 1 2.5" SATA SSD/HDD 1 mSATA slot		
Graphics	Integrated VIA Chrome® 640 DX11 2D/3D graphics with MPEG-2, WMV9, VC1 and H.264 video decoding acceleration		
Audio	VIA VT2021 High Definition Audio Codec		
LCD Display	LCD Type	10.4" color TFT LCD	
	LCD MTBF	30,000 hrs	50,000 hrs
	Contrast Ratio	500:1	1400:1
	Luminance (cd/m ²)	230	400
	Viewing Angle (H/V°)	80°(left), 80°(right), 60°(up), 70°(down)	89°(left), 89°(right), 89°(up), 89°(down)
	Pixel Pitch (mm)	0.264 x 0.264	0.2055 x 0.2055
	Max. Colors	16.2M	
	Max. Resolution	800 x 600	1024 x 768
	Touch screen	Touch Type	5-wire Analog Resistive
Light Transmission		80% ± 3%	≥85%
Controller		USB interface	
Driver		Windows 8/7, Linux	
USB	2 USB 3.0 ports and 2 USB 2.0 host ports		
LAN	VIA VT6130 PCIe Gigabit Ethernet controller Realtek RTL8111G PCIe Gigabit Ethernet controller Supports Wake On LAN (WOL) Supports Preboot Execution Environment (PXE) 11x5-pin header reserved to support VIA VNT9271 802.11n Wi-Fi USB module		
COM	Fintek F81865		
Expansion I/O	2 miniPCIe slots (supports 2 SIM slots) Supports 3 external antenna for optional Wi-Fi, 3G module, and GPS module		



Side System I/O



Bottom System I/O



Specifications

Part Number	VP-7910-R1Q12A1	VP-7910-P1Q12A1
Bottom I/O	2 USB 3.0 ports 2 USB 2.0 ports 1 Mini HDMI port 1 VGA port 2 Gigabit Ethernet ports 3 Audio jacks: Line-in, Line-out and Mic-in 1 Power on/off button 1 Red color LED for HDD activity 1 Green color LED for power status 1 2-pole Phoenix DC jack	
Left Side I/O	1 DIO port for 8-bit GPIO (4 GPI + 4 GPO) 3 COM ports for RS-232/422/485 (powered by selectable 5V/12V)	
Watch Dog Timer	System reset; programmable 1~255 sec	
Power Supply	9V ~ 32V DC-in (typical 29W) Supports over voltage protection, over current protection, under voltage protection	
Operating System	Windows7/8, WES 7, Linux	
Mechanical Construction	Aluminum mixed with heavy-duty steel	
Mounting	Panel mount/Wall/VESA mountable	
Dimensions	205mm(W)x 61mm(H) x 100mm(D) (11.8" x 8" x 2.4")	
Weight	3.6kg (7.9lbs)	
Operating Temperature	-10°C ~ 50°C: with qualified industrial grade DRAM, flash disk drive 0°C ~ 50°C: with default built in DRAM 0°C ~ 45°C: with 2.5" hard disk drive	
Operating Humidity	10% ~ 90% @ 45°C (non-condensing)	
Storage Temperature	-10°C ~ 70°C	
Vibration Loading During Operation	With mSATA flash: 5Grms, IEC 60068-2-64, random, 5 ~ 500Hz, 1hr/axis	
Shock During Operation	With mSATA flash: 50G, IEC 60068-2-27, half size, 11ms duration	
Compliance	CE/FCC	

Ordering Information

Part Number	CPU Frequency	Description
VP-7910-R1Q12A1	VIA Eden® X4 @ 1.2GHz	1.2GHz VIA Eden® X4 CPU based fanless 10.4" Resistive touch panel system with 800 x 600 LCD, pre-assembled 2GB SDRAM, HDMI, VGA, 2 USB 3.0, 2 USB 2.0, 3 COM, DIO, 2 Gigabit Ethernet, SATA, mSATA, panel mount bracket, 9 ~ 32V DC-in
VP-7910-P1Q12A1	VIA Eden® X4 @ 1.2GHz	1.2GHz VIA Eden® X4 CPU based fanless 10.4" Projected Capacitive touch panel system with 1024 x 768 LCD, pre-assembled 2GB SDRAM, HDMI, VGA, 2 USB 3.0, 2 USB 2.0, 3 COM, DIO, 2 Gigabit Ethernet, SATA, mSATA, panel mount bracket, 9 ~ 32V DC-in

Optional Accessories

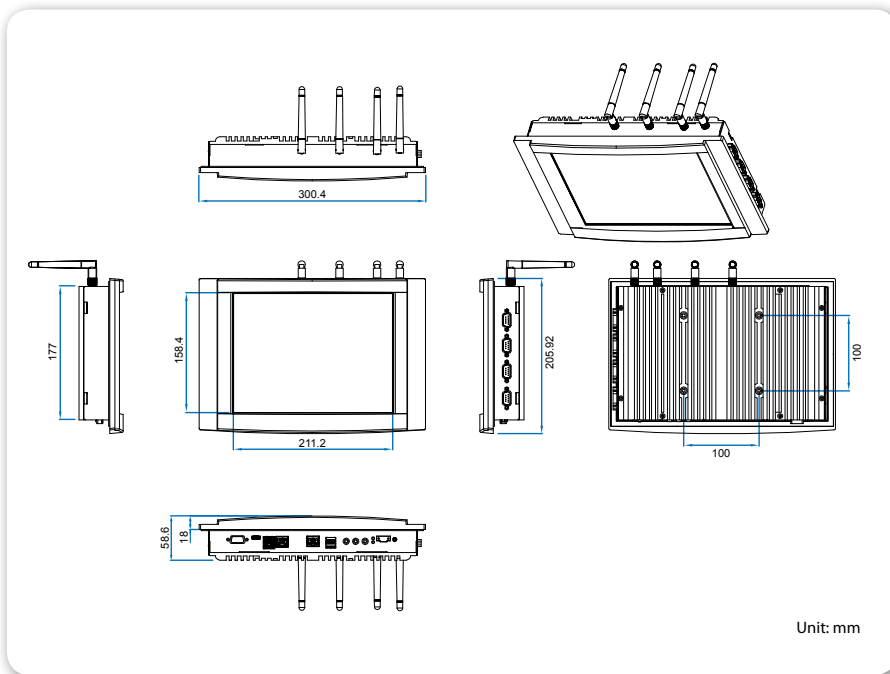
External AC-to-DC Adapter and Power Cord

Part Number	Description
99G63-020316	AC-to-DC adapter, 2-pole Phoenix connector, DC 12V/5A, 60W
99G33-02032C	Power cord, 180cm, USA type
99G33-02033C	Power cord, 180cm, Europe type

Wireless Accessories

Part Number	Description
EMIO-2550-00A1	Ublox 3.75G HSPA/UMTS mobile broadband full size miniPCIe module with GPS and SIM card slot
EMIO-2550-01A1	Ublox 3.75G HSPA/UMTS mobile broadband full size miniPCIe module

Dimensions



Packing List

Items
VIPRO VP7910
Panel mount bracket
Screw pack for VESA mounting
Power cable, 2-pole phoenix DC-in jack connector

VIA Embedded Accessories

- x86 Board Accessories
- ARM & x86 Wireless Accessories

x86 Board Accessories

Power Boards

PWB-M120

DC to DC Power Board



Packing List

PWB-M120 power board

DC-in module

DC input power cable

Ordering Information

Part Number	Description
10GPWB-M12020	120W DC-DC power board, voltage range from 12V~24V

Expansion Modules

PCI-E-03


One PCIe and One PCI Riser Card



Expansion Modules

EXT-PCI

One to Two PCI Riser Card



Features

- **Protection**
 - Output Voltage Protection (Over Voltage Protection) OVP
 - Output Current Protection (Output Short Protection)
 - Output Voltage Protection (Under Voltage Protection) UVP
- **Operating Temperature:** 0 ~ 50°C
- **Operating Humidity:** 0% ~ 95% (non-condensing)
- **Dimensions:** 150mm x 51mm
- **Compatible models:** EPIA-M920, M910, M900, M860, VB7009
- **DC Input**

Input	Minimum	Nominal	Maximum
Voltage	11.4V~22.8V	12V~24V	12.6 V~25.2V
Current		5.42A~10.84A	

- **DC Output Voltage**

Output	Minimum	Nominal	Maximum	Maximum Combined Power
+5V_SB	4.75V	5V	5.25V	122.2W
+3.3V	3.14V	3.3V	3.47V	
+5V	4.75V	5V	5.25V	
+12V	11.4V	12V	12.6V	
Power Good	4.75V	5V	5.25V	

- **DC Output Current**

+5V_SB	+3.3V	+5V	+12V	-12V	Power Good	Maximum Combined Power
2A	6A	6A	5A	200mA	0.1A	122.2W

Features

- PCI and PCIe riser card to support one 1-lane PCIe slot and one PCI slot
- **Compatible models:** EPIA-M910, M860
- **Dimensions:** 131.58mm x 51.3mm

Packing List

PCI-E-03 module

Ordering Information

Part Number	Description
10GU80000020	PCI & 1-lane PCIe riser card

Features

- Supports one to two PCI riser card
- **Compatible models:** EPIA-M910, M900, M860, VB7009
- **Dimensions:** 112mm x 46mm

Packing List

EXT-PCI module

Ordering Information

Part Number	Description
10GEXT-PCI101	One to two PCI riser card

Expansion Modules

LPC-04

Expansion Module for Two or Four RS-232/422/485 Ports (5V or 12V)



Expansion Modules

LPC-02

Expansion Module for Two RS-232 Ports and Two RS-232/422/485 Ports (5V or 12V)



Expansion Modules

LPC-01

Expansion Module for Four RS-232 Ports (5V or 12V)



Features

- Expansion module for two or four COM ports (5V or 12V)
- 4 COM ports (COM1 ~ COM4) are selectable for RS-232/422/485
- Multiple GPIO support
- Compatible models:** EPIA-P910, P900, M920, M910, VB7009
- Dimensions:** 100mm x 60mm

Packing List

- LPC-04 module (LPC-04R2 or LPC-04R4)
- LPC cable (for specific SKU)

Ordering Information

Part Number	Description
10GZ300030020	LPC-04R2 expansion module for two COM ports (5V or 12V)
10GZ300020020	LPC-04R4 expansion module for four COM ports (5V or 12V)

Features

- Expansion module for four COM ports (5V or 12V)
- COM1 & COM2 are selectable for RS-232/422/485, and COM3 & COM4 are dedicated for RS-232
- Compatible models:** EPIA-P910, P900, M920, M910, VB7009
- Dimensions:** 100mm x 60mm

Packing List

- LPC-02 module
- LPC cable (for specific SKU)

Ordering Information

Part Number	Description
10GC600010020	Expansion module for four COM ports (5V or 12V)

Features

- Expansion module for four COM ports (5V or 12V)
- Compatible models:** EPIA-P910, P900, M920, M910, VB7009
- Dimensions:** 100mm x 40mm

Optional



Packing List

- LPC-01 module
- LPC cable (For specific SKU)

Ordering Information

Part Number	Description
10GLPC0012020	Expansion module for four COM ports (5V or 12V)

Wireless Modules

VNT9271/EMIO-1533

IEEE 802.11b/g/n USB Wi-Fi Module / Dongle



Features

- **Controller chip:** Atheros AR9271
- Compatible with IEEE 802.11b/g/n standards
- Operation at 2.4 ~ 2.5GHz frequency band to meet worldwide regulations
- Supports 802.11e WMM (Wi-Fi multimedia QoS standard)
- Maximum reliability, throughput and connectivity with automatic data rate switching
- Supports infrastructure networks via access point and ad-hoc network via peer-to-peer communication
- Supports WEP, WPA, WPA2 and 802.1X security mode
- Driver support for Android, Linux, Windows 8.1/8/7
- **Dimensions:** module: 17mm x 35mm; dongle: 16.2mm x 35mm
- **Compatible models:** Supports both ARM and x86 platforms with USB interface

Ordering Information

Part Number	Description
00GO27100BU2B0D0	VNT9271BU0DB IEEE 802.11b/g/n USB Wi-Fi dongle
EMIO-1533-00A2	VNT9271 IEEE 802.11 b/g/n USB Wi-Fi module with assembly kit

Packing List

VNT9271 dongle	EMIO-1533-00A2
	2 Screws
	Washer metal
	Nut metal
	Dipole antenna
	Antenna cable
	USB transmittal cable

Mobile Broadband Modules

EMIO-2550

3G HSPA/UMTS miniPCle Mobile Broadband

Module



Features

- 3.75G UMTS/HSPA+ module
- Worldwide WCDMA(UMTS 800/850/900/1700/1900/2100 MH) and GPRS/EDGE coverage (GSM 850/900/1800/1900 MHz)
- HSDPA up to 21.1 Mb/s, HSUPA 5.76 Mb/s
- Integration of u-blox GPS/GNSS and A-GPS module (EMIO-2550-00A1 only)
- Integrated SIM card slot (EMIO-2550-00A1 only)
- **Dimensions:** 30mm x 51mm
- **Compatible models:**
ARM: AMOS-820, ARTiGO A900, VAB-1000, VAB-820, VAB-600
x86: AMOS-3005, AMOS-3003, AMOS-3002, ARTiGO A1300, VIPRO VP7910

Ordering Information

Part Number	Description
EMIO-2550-00A1	Ublox 3.75G HSPA/UMTS mobile broadband full size miniPCle module with GPS and SIM slot
EMIO-2550-01A1	Ublox 3.75G HSPA/UMTS mobile broadband full size miniPCle module

Packing List

Mobile broadband module
Screws pack
3G antenna cable
3G antenna
GPS antenna (only for EMIO-2550-00A1)
GPS antenna cable (only for EMIO-2550-00A1)

Mouser Electronics

Authorized Distributor

Click to View Pricing, Inventory, Delivery & Lifecycle Information:

VIA Technologies:

[10GU800000020](#) [10GZ300030020](#) [10GC600010020](#) [10GZ300020020](#) [10GEXT-PCI101](#) [10GLPC0012020](#) [LPC-01G](#) [LPC-02G](#) [PCIE-03](#) [EXT-PCIG](#) [LPC-04R2](#) [LPC-04R4](#)