



IPS-1080-24V

Industrial 8-port unmanaged PoE Ethernet switch with 8x10/100Base-T(X) P.S.E., 24VDC power input

Features

- Provide 8x10/100Base-T(X) PoE (P.S.E.) ports
- Supports IEEE 802.3at compliant PoE and total power budget is 120Watts with maximum 30Watts per port
- Advanced PoE power boost technology to support dual 24VDC power inputs
- Support auto-negotiation and auto-MDI/MDI-X
- Support store and forward transmission
- Support flow control
- Warning system by relay output
- Rigid IP-30 housing design
- DIN-Rail and wall mounting enabled



Introduction

IPS-1080-24V is unmanaged PoE Ethernet switch with P.S.E. function. IPS-1080-24V supports Power over Ethernet, a system to transmit electrical power, along with data, to remote devices over standard twisted-pair cable in an Ethernet network. IPS-1080-24V switch has 8X10/100Base-T(X) P.S.E. (Power Sourcing Equipment) ports. P.S.E. is a device (switch or hub for instance) that will provide power in a PoE setup. The wide operating temperature range from -40°C to 75°C can satisfy most of operating environment. Therefore, the switch is one of the most reliable choices for PoE Ethernet application.

Practical Operation

IPS-1080-24V can be used in connecting several PoE P.D. Ethernet devices like IP-Camera or other Ethernet devices. In addition, there are two different power inputs at terminal block to avoid interruption caused by power down. When the primary DC power input fails, the backup power input will take over immediately to guarantee a non-stop operation.

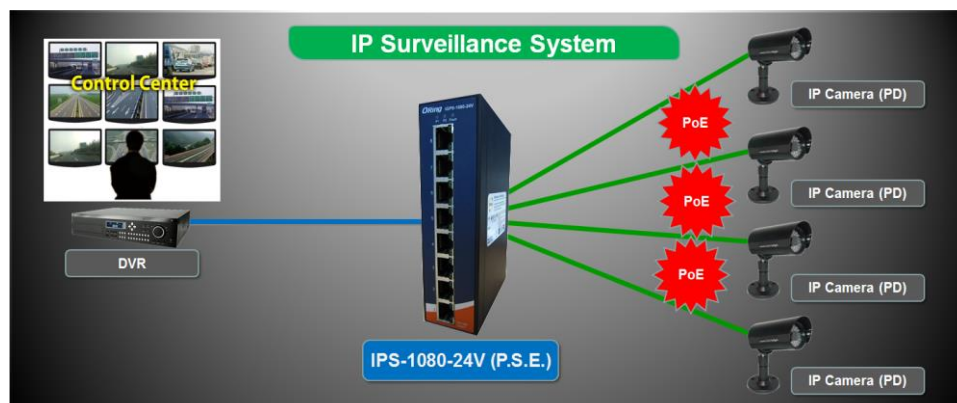
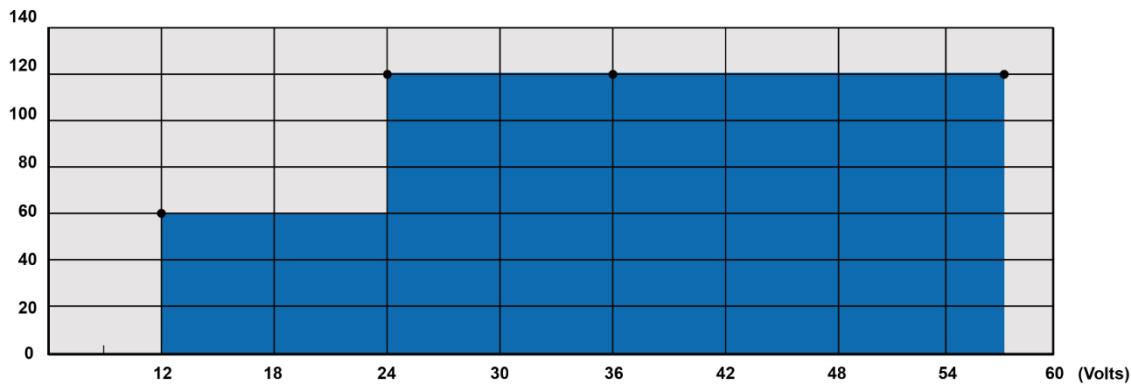
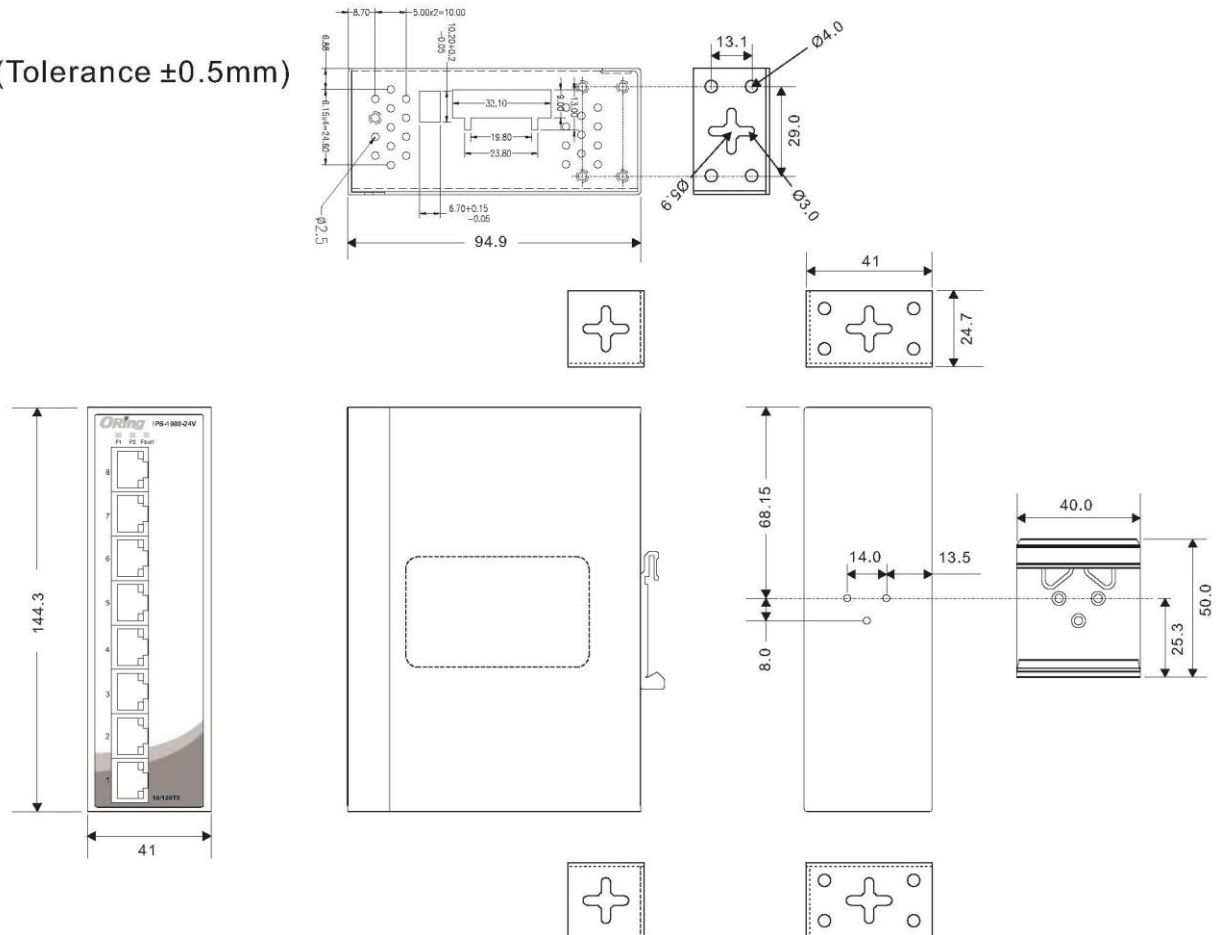


Diagram of PoE Output

(Watts)



Dimension

Unit =mm (Tolerance $\pm 0.5\text{mm}$)

PoE Pin Definition

- 10/100Base-T(X) P.S.E. RJ-45 port

| RJ-45 Pin Definition | |
|----------------------|----------------------------|
| Pin No. | Description |
| #1 | TD+ with PoE Power input + |
| #2 | TD- with PoE Power input + |
| #3 | RD+ with PoE Power input - |
| #6 | RD- with PoE Power input - |

Specifications

| ORing Switch Model | IPS-1080-24V |
|--|--|
| Physical Ports | |
| 10/100Base-T(X) Ports in RJ45 Auto MDI/MDIX with P.S.E. | 8 |
| Technology | |
| Ethernet Standards | IEEE 802.3 for 10Base-T IEEE 802.3u for 100Base-TX IEEE 802.3x for Flow control IEEE 802.3at PoE specification (total power budget is 120Watts with maximum 30Watts per port) |
| MAC Table | 1K MAC addresses |
| Processing | Store-and-Forward |
| Switch Latency | <7us |
| Switch Bandwidth | 16Gbps |
| Packet buffer size | 448K bits |
| LED Indicators | |
| Power Indicator | Green : Power LED x 2 |
| Fault Indicator | Amber: Indicate PWR1 or PWR2 failure |
| 10/100Base-T(X) RJ45 Port Indicator and PoE indicator | Upper for Link/Act indicator, Green for port Link/Act. Lower for PoE indicator, Green for PoE power injected. |
| DIP-Switch | |
| DIP-Switch 1 | Power-2 failed warning: (ON) enable, (OFF) disable |
| DIP-Switch 2 | Power-1 failed warning: (ON) enable, (OFF) disable |
| Fault Contact | |
| Relay | Relay output to carry capacity of 1A at 24VDC |
| Power | |
| Redundant Input Power | Dual DC inputs 12~57VDC on 6-pin terminal block. |
| Power Consumption (Typ.) | 3 Watts (PoE output not included) |
| PoE Power budget | 60W at 12~24VDC, 120W at 24~57VDC |
| Overload Current Protection | Present |
| Reverse Polarity Protection | Present |
| Physical Characteristic | |
| Enclosure | IP-30 |
| Dimension (W x D x H) | 41 (W) x 94.9 (D) x 144.3(H) mm (1.61 x 3.74 x 5.68inch) |
| Weight (g) | 634 g |

| Environmental | |
|-----------------------|--|
| Storage Temperature | -40 to 85°C (-40 to 185°F) |
| Operating Temperature | -40 to 75°C (-40 to 167°F) |
| Operating Humidity | 5% to 95% Non-condensing |
| Regulatory Approvals | |
| EMC | CE EMC (EN 55024, EN 55032), FCC Part 15B |
| EMI | EN 55032, CISPR32, EN 61000-3-2, EN 61000-3-3, FCC Part 15B class A |
| EMS | EN 55024 (IEC/EN 61000-4-2 (ESD), IEC/EN 61000-4-3 (RS), IEC/EN 61000-4-4 (EFT), IEC/EN 61000-4-5 (Surge), IEC/EN 61000-4-6 (CS), IEC/EN 61000-4-8(PFMF), IEC/EN 61000-4-11 (DIP)) |
| Shock | IEC60068-2-27 |
| Free Fall | IEC60068-2-31 |
| Vibration | IEC60068-2-6 |
| Safety | UL 60950-1, CSA C22.2 No. 60950-1-07, EN 60950-1, IEC 60950-1 |
| MTBF | 744974hrs |
| Warranty | 5 years |

Note : HW version 5.0

Ordering Information

IPS-1AAB-24V

| Code Definition | 10/100Base-T(X) P.S.E. Port Number | Additional Port Number |
|-----------------|------------------------------------|--|
| Option | - 08: 8 ports | - 0: 0 port |
| Available Model | Model Name | Description |
| | IPS-1080-24V | Industrial 8-port unmanaged PoE Ethernet switch with 8x10/100Base-T(X) P.S.E., 24VDC power input |

Packing List

- IPS-1080-24V x 1
- Quick Installation Guide x 1
- DIN-Rail Kit x 1
- Wall-mount Kit x 1

Accessories

- SDR/DRP Series DIN-Rail power supply

Mouser Electronics

Authorized Distributor

Click to View Pricing, Inventory, Delivery & Lifecycle Information:

ORing:

[IPS-1080A](#) [IPS-1080-24V](#)