





CFM10/15 SERIES

10/15 WATT OPEN FRAME AC-DC MODULES



Features

- * Universal Input Range 85~264VAC
- * Efficiency to 83%
- * Meets EN55032 Class B
- * Approved IEC/EN/UL62368-1
- * Continuous Short Circuit Protection
- * Leakage Current 0.25mA Max.
- * PCB Mountable



CFM10 Series

MODEL	OUTPUT VOLTAGE	OUTPUT CURRENT	RIPPLE & NOISE NOTE 1	VOLTAGE ACCURACY	LINE REGULATION NOTE 2	LOAD REGULATION NOTE 3	% EFF. (Typ.) NOTE 4
CFM1001S	5V	2000mA	1%	±1%	±0.5%	±1%	73%
CFM1002S	12V	840mA	1%	±1%	±0.5%	±1%	76%
CFM1003S	15V	670mA	1%	±1%	±0.5%	±1%	76%
CFM1005S	24V	420mA	1%	±1%	±0.5%	±1%	77%
CFM1007S	3.3V	2500mA	50mV	±1%	±0.5%	±1%	67%
CFM1009S	9V	1120mA	1%	±1%	±0.5%	±1%	72%

CFM15 SERIES

MODEL	OUTPUT VOLTAGE	OUTPUT CURRENT	RIPPLE & NOISE NOTE 1	VOLTAGE ACCURACY	LINE REGULATION NOTE 2	LOAD REGULATION NOTE 3	%EFF. (Typ.) NOTE 4
CFM1501S	5V	3000mA	1%	±1%	±0.5%	±1%	74%
CFM1502S	12V	1250mA	1%	±1%	±0.5%	±1%	80%
CFM1503S	15V	1000mA	1%	±1%	±0.5%	±1%	81%
CFM1505S	24V	630mA	1%	±1%	±0.5%	±1%	83%
CFM1507S	3.3V	3000mA	50mV	±1%	±0.5%	±1%	69%
CFM1509S	9V	1670mA	1%	±1%	±0.5%	±1%	76%

Specifications

INPUT SPECIFICATIONS:

Voltage	85~264Vac 120~370Vdc
Frequency	47 to 63Hz
Input Current	100Vac/0.5A max., 240Vac/0.25A max.
Inrush Current	Cold Start@25°C 20A max. @115Vac 40A max. @230Vac
Leakage Current	0.25mA max.

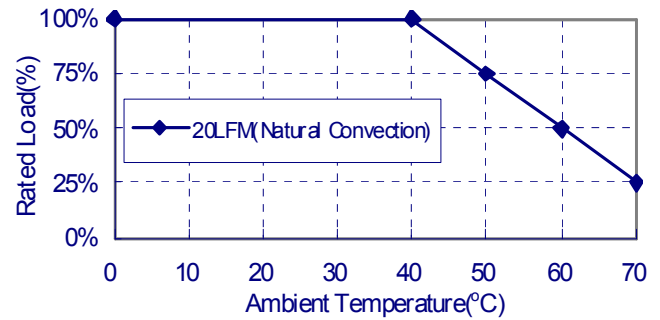
OUTPUT SPECIFICATIONS:

Holdup Time	16ms typ. @115Vac
Short Circuit Protection	Hiccup Mode (Auto Recovery)
Over Voltage Protection	TVS Component to Clamp
Temperature Coefficient	0.05%/°C

GENERAL SPECIFICATIONS:

Isolation	Input to output = 3000VAC
Operating Temperature	0 ~ 70°C (see derating curve)
Storage Temperature	-20~85°C
Humidity	93% RH max. Non condensing
Cooling	Natural Convection
Switching Frequency	CFM10: 100KHz Typical CFM15: 67KHz Typical
MTBF	MIL-HDBK-217F, GB, at 25°C/115VAC 200Khrs min.
Altitude	2000m
Dimensions ...	CFM10: 2.599x1.772x0.906Inches (65.00x45.00x23.00mm) CFM15: 2.752x1.890x0.906Inches (69.90x48.00x23.00mm)
Weight	CFM10: 60g (0.13Pounds) CFM15: 80g (0.18Pounds)

CFM10/15 Series Derating Curve



SAFETY AND EMC:

Emission and Immunity	EN55032 Class B, EN61000-6-3 EN61000-3-2, EN61000-3-3, EN55024 EN61204-3, EN61000-6-1
Safety	IEC/EN/UL62368-1, IEC/EN/UL60950-1

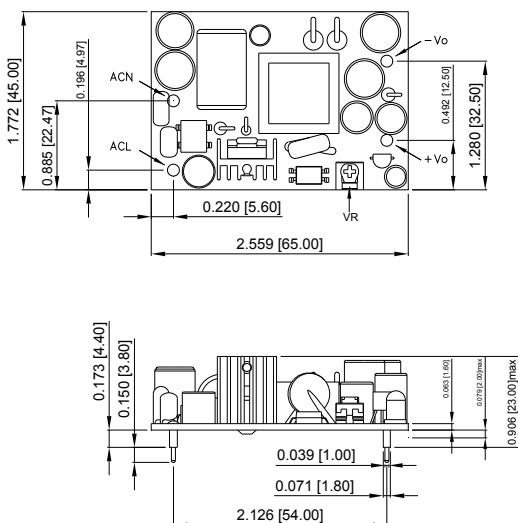
NOTE:

1. Add a 0.1uF ceramic capacitor and a 10uF E.L. capacitor to output for Ripple & noise measuring @20MHz BW.
2. Line regulation is measured from high line to low line with full load.
3. Load regulation is measured from full to 10% load.
4. Typical efficiency with 230VAC and max. load 25°C.

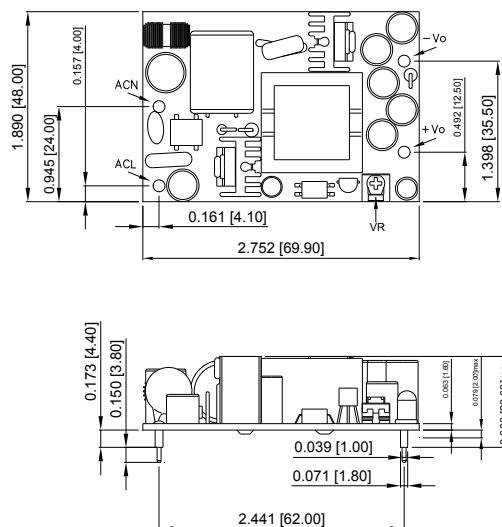
Mechanical Specification

All Dimensions are in inches(mm)
Tolerance:Inches:X.XXX±0.02
Millimeters:X.XX±0.5

CFM10 Series



CFM15 Series



Typical at 25°C, nominal line and 75% load, unless otherwise Specified

Mouser Electronics

Authorized Distributor

Click to View Pricing, Inventory, Delivery & Lifecycle Information:

Cincon:

[CFM1001S](#) [CFM1002S](#) [CFM1005S](#) [CFM1007S](#) [CFM1003S](#) [CFM1009S](#)