


# ICB-MAX3232 *Proto Advantage*


Datasheet revision 1.0

[www.Proto-Advantage.com](http://www.Proto-Advantage.com)

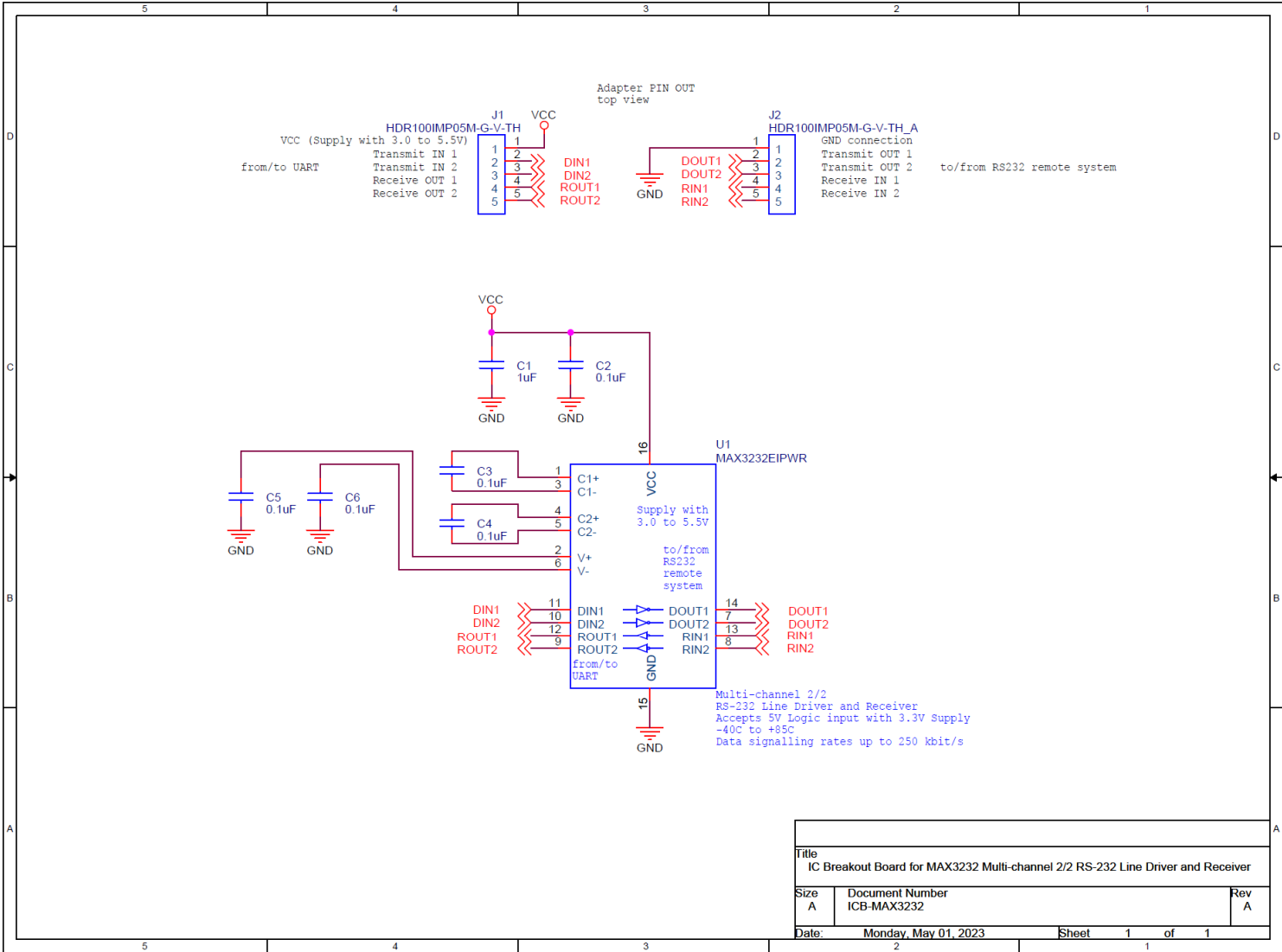
## IC Breakout Board for MAX3232 Multi-channel 2/2 RS-232 Line Driver and Receiver to DIP-10 (Fully Assembled)



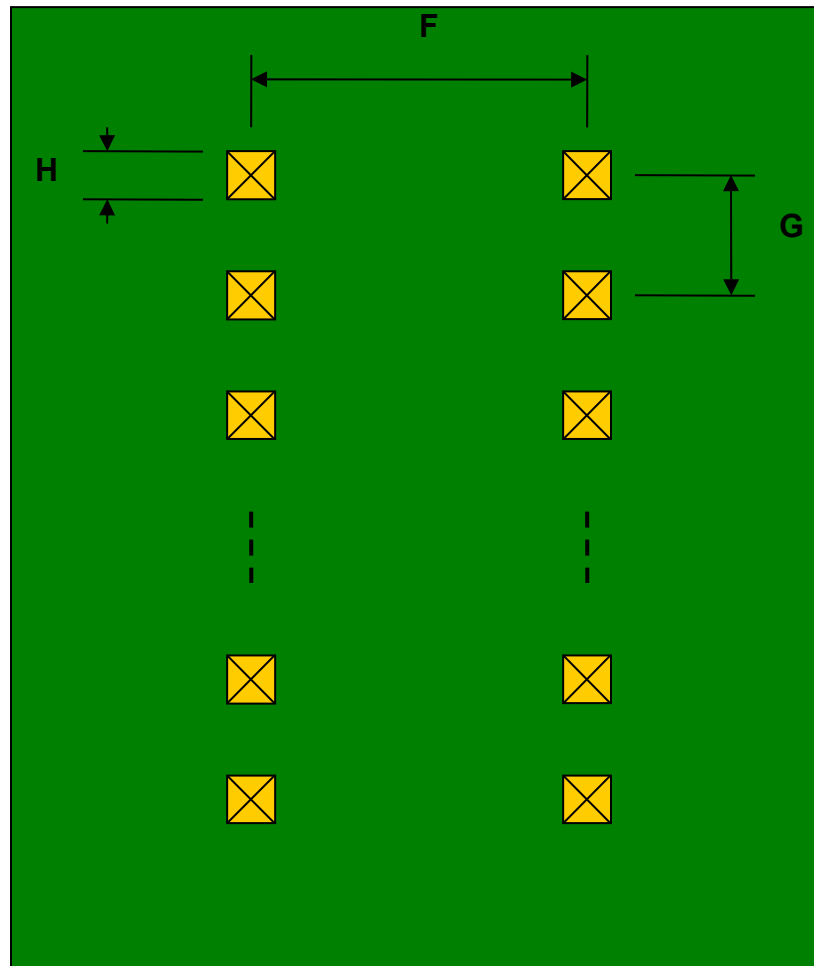
REF.	DIMENSIONS					
	mm			inches		
	MIN.	TYP.	MAX.	MIN.	TYP.	MAX.
F					0.300	
G					0.100	
H					0.025	



### Schematic

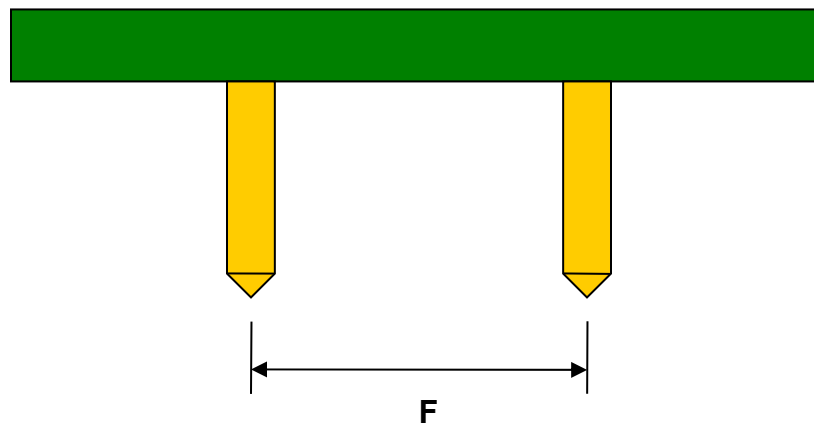


**Bottom View (DIP Pins)**



(Representative drawing only - not to scale)

**Side View (DIP Pins)**




(Representative drawing only - not to scale)

## Pin Out and Pin Functions

Pin Number	Function	Function	Pin Number
1	VCC (Supply with 3.0 to 5.5V)	GND connection	10
2	Transmit IN 1 (from UART)	Transmit OUT 1 (to RS232 remote system)	9
3	Transmit IN 2 (from UART)	Transmit OUT 2 (to RS232 remote system)	8
4	Receive OUT 1 (to UART)	Receive IN 1 (from RS232 remote system)	7
5	Receive OUT 2 (to UART)	Receive IN 2 (from RS232 remote system)	6

## Top View of Adapter and Pin Numbering



# Mouser Electronics

Authorized Distributor

Click to View Pricing, Inventory, Delivery & Lifecycle Information:

[Chip Quik:](#)  
[ICB-MAX3232](#)