

# XLamp® CXB2530 LED



## PRODUCT DESCRIPTION

The XLamp® CXB2530 LED Array is a member of the second generation of the CXA family that delivers up to 30% higher efficacy and up to 20% higher lumens than the first generation in the same LES. The higher performance second generation CXA LED Arrays provide a drop-in performance upgrade to existing CXA LED designs to shorten product development time. In addition, the CXB LEDs also allow lighting manufacturers to achieve the same or better performance with a smaller LES, enabling a smaller, more impactful luminaire. Available in 2-step, 3-step and 5-step EasyWhite® bins and 2-step and 3-step Premium Color bins, the CXB2530 LED delivers high lumen output and high efficacy in a single, easy-to-use package that eliminates the need for reflow soldering.

The [CX Family LED Design Guide](#) provides basic information on the requirements to use the CXB2530 LED successfully in luminaire designs.

## FEATURES

- 19-mm optical source
- Mechanical and optical design consistent with other CXA25 and CXB25 LEDs
- Available in 70-, 80-, 90- and 95-minimum CRI options
- EasyWhite® 2-, 3- and 5-step binning
- Premium Color 2- and 3-step binning
- Forward voltage option: 36-V class
- 85 °C binning and characterization
- Extremely uniform color over viewing angle
- Top-side solder connections
- Thermocouple attach point
- NEMA SSL-3 2011 standard flux bins
- RoHS and REACH compliant
- UL® recognized component (E349212)

## TABLE OF CONTENTS

Characteristics .....	2
Operating Limits.....	2
Flux Characteristics, EasyWhite® Order Codes and Bins .....	3
Flux Characteristics, Premium Color Order Codes and Bins .....	5
Flux Characteristics, Premium Color Order Codes and Bins .....	6
Relative Spectral Power Distribution, EasyWhite® .....	7
Relative Spectral Power Distribution, Premium Color .....	7
Electrical Characteristics.....	8
Relative Luminous Flux vs. Current.....	9
Typical Spatial Distribution.....	10
Performance Groups - Brightness .....	10
EasyWhite® Performance Groups - Chromaticity .....	11
Premium Color Performance Groups - Chromaticity .....	12
EasyWhite® Bins Plotted on the 1931 CIE Color Space .....	13
Premium Color Bins Plotted on the 1931 CIE Color Space.....	14
Bin and Order Code Formats .....	16
Mechanical Dimensions .....	16
Thermal Design .....	17
Notes .....	18
Packaging .....	19



Cree LED / 4400 Silicon Drive / Durham, NC 27703 USA / +1.919.313.5330 / [www.cree-led.com](http://www.cree-led.com)

## CHARACTERISTICS

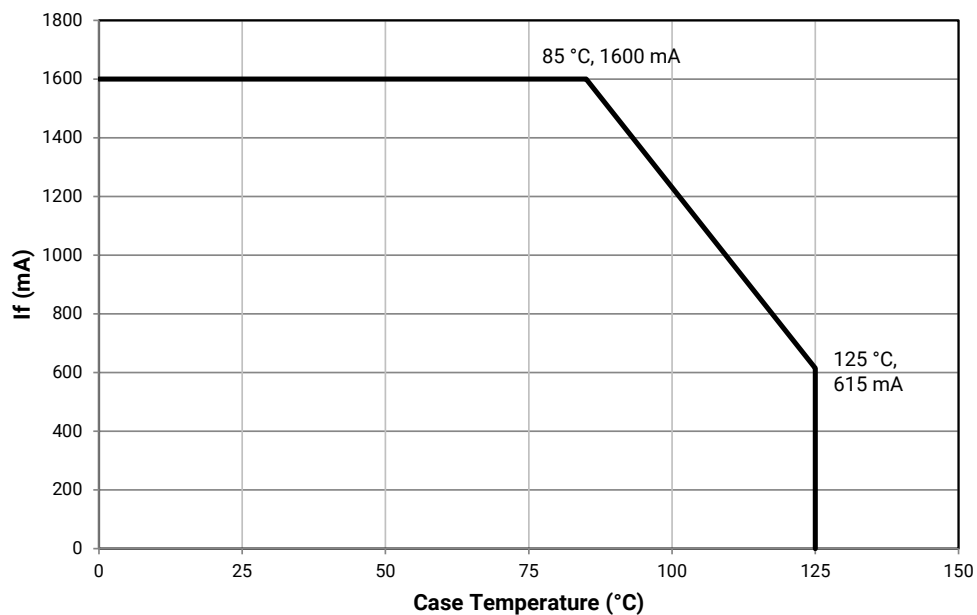
Characteristics	Unit	Minimum	Typical	Maximum
Viewing angle (FWHM)	degrees		115	
ESD classification (HBM per Mil-Std-883D)	V			8000
DC forward current	mA			1600*
Reverse current	mA			0.1
Forward voltage (@ 800 mA, 85 °C)	V		34.2	38

\* Refer to the Operating Limits section.

## OPERATING LIMITS

The maximum current rating of the CXB2530 depends on the case temperature ( $T_c$ ) when the LED has reached thermal equilibrium under steady-state operation. The graph shown below assumes that the system design employs good thermal management (thermal interface material and heat sink) and may vary when poor thermal management is employed. Please refer to the Mechanical Dimensions section on page 16 for the location of the  $T_c$  measurement point.

Another important factor in good thermal management is the temperature of the Light Emitting Surface (LES). Cree LED recommends a maximum LES temperature of 135 °C to ensure optimal LED lifetime. Please refer to the Thermal Design section on page 17 for more information on LES temperature measurement.



## FLUX CHARACTERISTICS, EASYWHITE® ORDER CODES AND BINS ( $I_F = 800 \text{ mA}$ , $T_J = 85^\circ \text{C}$ )

The following table provides order codes for XLamp CXB2530 LEDs. For a complete description of the order code nomenclature, please see the Bin and Order Code Formats section (page 16).

Nominal CCT	CRI*		Minimum Luminous Flux			2-Step		3-Step		5-Step	
	Min	Typ	Group	Flux (lm) @ 85 °C	Flux (lm) @ 25 °C**	Group	Order Code	Group	Order Code	Group	Order Code
6500 K	70	---	U2	3680	4031					65E	CXB2530-0000-000N0BU265E
			U4	3955	4332						CXB2530-0000-000N0BU465E
			V2	4230	4670						CXB2530-0000-000N0BV265E
			V4	4545	5018						CXB2530-0000-000N0BV465E
	80	---	U2	3680	4031					65E	CXB2530-0000-000N0HU265E
			U4	3955	4366						CXB2530-0000-000N0HU465E
			V2	4230	4670						CXB2530-0000-000N0HV265E
5700 K	70	---	U2	3680	4031					57E	CXB2530-0000-000N0BU257E
			U4	3955	4332						CXB2530-0000-000N0BU457E
			V2	4230	4670						CXB2530-0000-000N0BV257E
			V4	4545	5018						CXB2530-0000-000N0BV457E
	80	---	U2	3680	4031					57E	CXB2530-0000-000N0HU257E
			U4	3955	4366						CXB2530-0000-000N0HU457E
			V2	4230	4670						CXB2530-0000-000N0HV257E

### Notes

- Cree LED maintains a tolerance of  $\pm 7\%$  on flux and power measurements,  $\pm 0.005$  on chromaticity (CCx, CCy) measurements and a tolerance of  $\pm 2$  on CRI measurements. See the Measurements section (page 18).
- CXB2530 LED order codes specify only a minimum flux bin and not a maximum. Cree LED may ship reels in flux bins higher than the minimum specified by the order code without advance notice. Shipments will always adhere to the chromaticity bin restrictions specified by the order code.

\* For 80 CRI minimum LEDs, CRI R9 minimum is 0 with a  $\pm 2$  tolerance. For 90 CRI minimum LEDs, CRI R9 typical is 60.

\*\* Flux values @ 25 °C are calculated and for reference only.

FLUX CHARACTERISTICS, EASYWHITE® ORDER CODES AND BINS ( $I_F = 800 \text{ mA}$ ,  $T_J = 85^\circ\text{C}$ ) - CONTINUED

Nominal CCT	CRI*		Minimum Luminous Flux			2-Step		3-Step		5-Step	
	Min	Typ	Group	Flux (lm) @ 85 °C	Flux (lm) @ 25 °C**	Group	Order Code	Group	Order Code	Group	Order Code
5000 K	70	---	U2	3680	4031					50E	CXB2530-0000-000N0BU250E
			U4	3955	4332						CXB2530-0000-000N0BU450E
			V2	4230	4670						CXB2530-0000-000N0BV250E
			V4	4545	5018						CXB2530-0000-000N0BV450E
	80	---	U2	3680	4031			50G	CXB2530-0000-000N0HU250G	50E	CXB2530-0000-000N0HU250E
			U4	3955	4366				CXB2530-0000-000N0HU450G		CXB2530-0000-000N0HU450E
			V2	4230	4670				CXB2530-0000-000N0HV250G		
	90	92	T4	3440	3768			50G	CXB2530-0000-000N0UT450G		
			U2	3680	4031				CXB2530-0000-000N0UU250G		
4000 K	70	---	U2	3680	4031					40E	CXB2530-0000-000N0BU240E
			U4	3955	4332						CXB2530-0000-000N0BU440E
			V2	4230	4670						CXB2530-0000-000N0BV240E
			V4	4545	5018						CXB2530-0000-000N0BV440E
	80	---	U2	3680	4031	40H	CXB2530-0000-000N0HU240H	40G	CXB2530-0000-000N0HU240G		
			U4	3955	4366		CXB2530-0000-000N0HU440H		CXB2530-0000-000N0HU440G		
			V2	4230	4670		CXB2530-0000-000N0HV240H		CXB2530-0000-000N0HV240G		
	90	92	T2	3200	3505	40H	CXB2530-0000-000N0UT240H	40G	CXB2530-0000-000N0UT240G		
			T4	3440	3798		CXB2530-0000-000N0UT440H		CXB2530-0000-000N0UT440G		
			U2	3680	4063		CXB2530-0000-000N0UU240H		CXB2530-0000-000N0UU240G		

## Notes

- Cree LED maintains a tolerance of  $\pm 7\%$  on flux and power measurements,  $\pm 0.005$  on chromaticity (CCx, CCy) measurements and a tolerance of  $\pm 2$  on CRI measurements. See the Measurements section (page 18).
- CXB2530 LED order codes specify only a minimum flux bin and not a maximum. Cree LED may ship reels in flux bins higher than the minimum specified by the order code without advance notice. Shipments will always adhere to the chromaticity bin restrictions specified by the order code.

\* For 80 CRI minimum LEDs, CRI R9 minimum is 0 with a  $\pm 2$  tolerance. For 90 CRI minimum LEDs, CRI R9 typical is 60.

\*\* Flux values @ 25 °C are calculated and for reference only.

FLUX CHARACTERISTICS, EASYWHITE® ORDER CODES AND BINS ( $I_F = 800 \text{ mA}$ ,  $T_J = 85^\circ \text{C}$ ) - CONTINUED

Nominal CCT	CRI*		Minimum Luminous Flux			2-Step		3-Step		5-Step	
	Min	Typ	Group	Flux (lm) @ 85 °C	Flux (lm) @ 25 °C**	Group	Order Code	Group	Order Code	Group	Order Code
3500 K	80	---	T4	3440	3768	35H	CXB2530-0000-000N0HT435H	35G	CXB2530-0000-000N0HT435G		
			U2	3680	4063		CXB2530-0000-000N0HU235H		CXB2530-0000-000N0HU235G		
			U4	3955	4366		CXB2530-0000-000N0HU435H		CXB2530-0000-000N0HU435G		
	90	92	S4	2990	3275	35H	CXB2530-0000-000N0US435H	35G	CXB2530-0000-000N0US435G		
			T2	3200	3533		CXB2530-0000-000N0UT235H		CXB2530-0000-000N0UT235G		
			T4	3440	3798		CXB2530-0000-000N0UT435H		CXB2530-0000-000N0UT435G		
3000 K	80	---	T4	3440	3768	30H	CXB2530-0000-000N0HT430H	30G	CXB2530-0000-000N0HT430G		
			U2	3680	4063		CXB2530-0000-000N0HU230H		CXB2530-0000-000N0HU230G		
			U4	3955	4366		CXB2530-0000-000N0HU430H		CXB2530-0000-000N0HU430G		
	90	92	S4	2990	3275	30H	CXB2530-0000-000N0US430H	30G	CXB2530-0000-000N0US430G		
			T2	3200	3533		CXB2530-0000-000N0UT230H		CXB2530-0000-000N0UT230G		
			T4	3440	3798		CXB2530-0000-000N0UT430H		CXB2530-0000-000N0UT430G		
2700 K	80	---	T2	3200	3505	27H	CXB2530-0000-000N0HT227H	27G	CXB2530-0000-000N0HT227G		
			T4	3440	3798		CXB2530-0000-000N0HT427H		CXB2530-0000-000N0HT427G		
			U2	3680	4063		CXB2530-0000-000N0HU227H		CXB2530-0000-000N0HU227G		
	90	92	S2	2780	3045	27H	CXB2530-0000-000N0US227H	27G	CXB2530-0000-000N0US227G		
			S4	2990	3301		CXB2530-0000-000N0US427H		CXB2530-0000-000N0US427G		
			T2	3200	3533		CXB2530-0000-000N0UT227H		CXB2530-0000-000N0UT227G		
2200 K	80	---	T2	3200	3533			22G	CXB2530-0000-000N0HT222G		

## Notes

- Cree LED maintains a tolerance of  $\pm 7\%$  on flux and power measurements,  $\pm 0.005$  on chromaticity (CCx, CCy) measurements and a tolerance of  $\pm 2$  on CRI measurements. See the Measurements section (page 18).
- CXB2530 LED order codes specify only a minimum flux bin and not a maximum. Cree LED may ship reels in flux bins higher than the minimum specified by the order code without advance notice. Shipments will always adhere to the chromaticity bin restrictions specified by the order code.

\* For 80 CRI minimum LEDs, CRI R9 minimum is 0 with a  $\pm 2$  tolerance. For 90 CRI minimum LEDs, CRI R9 typical is 60.

\*\* Flux values @ 25 °C are calculated and for reference only.

FLUX CHARACTERISTICS, PREMIUM COLOR ORDER CODES AND BINS ( $I_F = 800 \text{ mA}$ ,  $T_J = 85^\circ\text{C}$ )

## Fidelity

Nominal CCT	CRI*		Minimum Luminous Flux			Typical Luminous Flux (lm) @ 85 °C	2-Step	
	Min	Typ	Group	Flux (lm) @ 85 °C	Flux (lm) @ 25 °C**		Group	Order Code
4000 K	95	98	S4	2990	3301	3238	L5A	CXB2530-0000-000N0ZS4L5A
3500 K	95	98	S2	2780	3069	3118	35H	CXB2530-0000-000N0ZS235H
3000 K	95	98	S2	2780	3069	2998	30H	CXB2530-0000-000N0ZS230H
2700 K	95	98	R4	2600	2870	2829	27H	CXB2530-0000-000N0ZR427H

## Specialty

Nominal CCT	CRI		Minimum Luminous Flux			Typical Luminous Flux (lm) @ 85 °C	2-Step		3-Step			
	Min	Typ	Group	Flux (lm) @ 85 °C	Flux (lm) @ 25 °C**		Group	Order Code	Group	Order Code	Group	Order Code
3100 K	90	92	S4	2990	3301	3455			31Q	CXB2530-0000-000N0US431Q		
			T2	3200	3533					CXB2530-0000-000N0UT231Q		
	80	---	T4	3440	3798	4018	L7B	CXB2530-0000-000N0HT4L7B				
3000 K	90	92	S4	2990	3301	3455			30Q	CXB2530-0000-000N0US430Q	30U	CXB2530-0000-000N0US430U
			T2	3200	3533					CXB2530-0000-000N0UT230Q		CXB2530-0000-000N0UT230U
	95	98	R4	2600	2870	2829	L7C	CXB2530-0000-000N0ZR4L7C				

## Notes

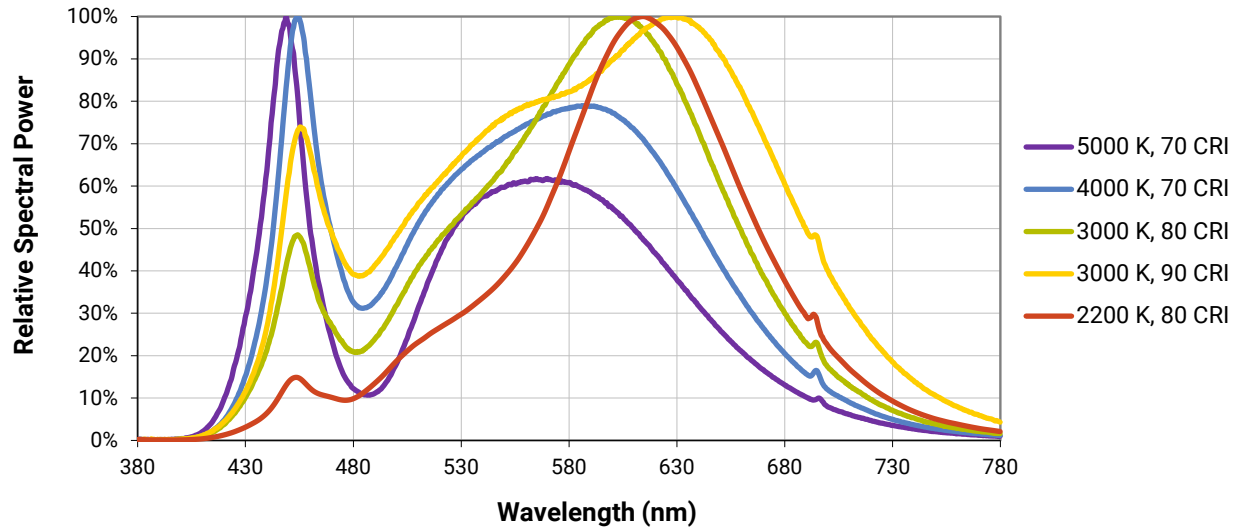
- Cree LED maintains a tolerance of  $\pm 7\%$  on flux and power measurements,  $\pm 0.005$  on chromaticity (CCx, CCy) measurements and a tolerance of  $\pm 2$  on CRI measurements. See the Measurements section (page 18).
- CXB2530 LED order codes specify only a minimum flux bin and not a maximum. Cree LED may ship reels in flux bins higher than the minimum specified by the order code without advance notice. Shipments will always adhere to the chromaticity bin restrictions specified by the order code.

\* For 80 CRI minimum LEDs, CRI R9 minimum is 0 with a  $\pm 2$  tolerance. For 90 CRI minimum LEDs, CRI R9 typical is 60.

\*\* Flux values @ 25 °C are calculated and for reference only.

## RELATIVE SPECTRAL POWER DISTRIBUTION, EASYWHITE®

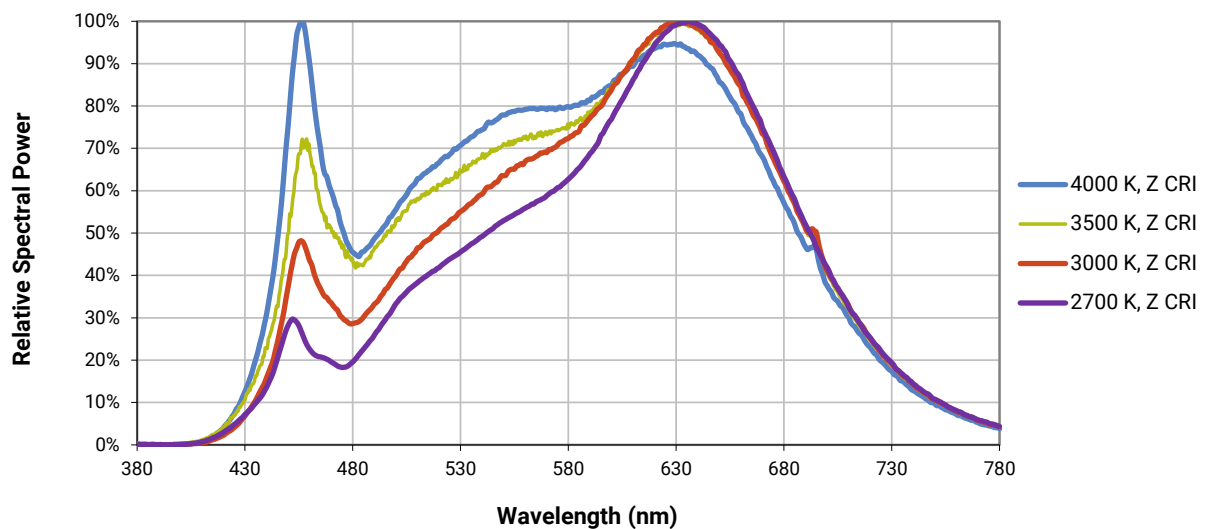
The following graph is the result of a series of pulsed measurements at 800 mA and  $T_J = 85^\circ\text{C}$ .



## RELATIVE SPECTRAL POWER DISTRIBUTION, PREMIUM COLOR

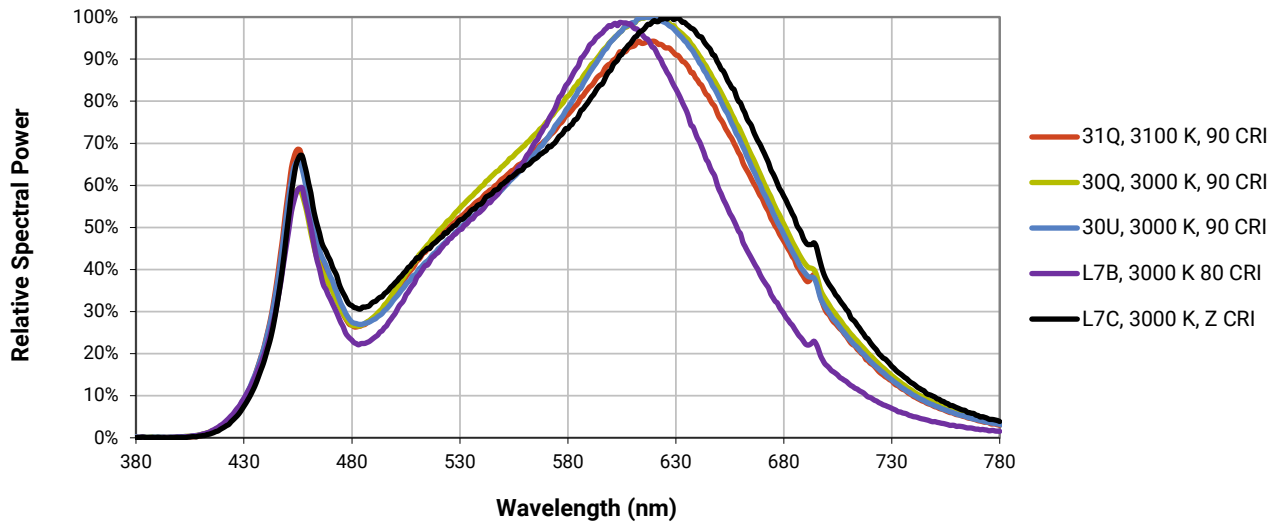
The following graphs are the result of a series of pulsed measurements at 800 mA and  $T_J = 85^\circ\text{C}$ .

### Fidelity



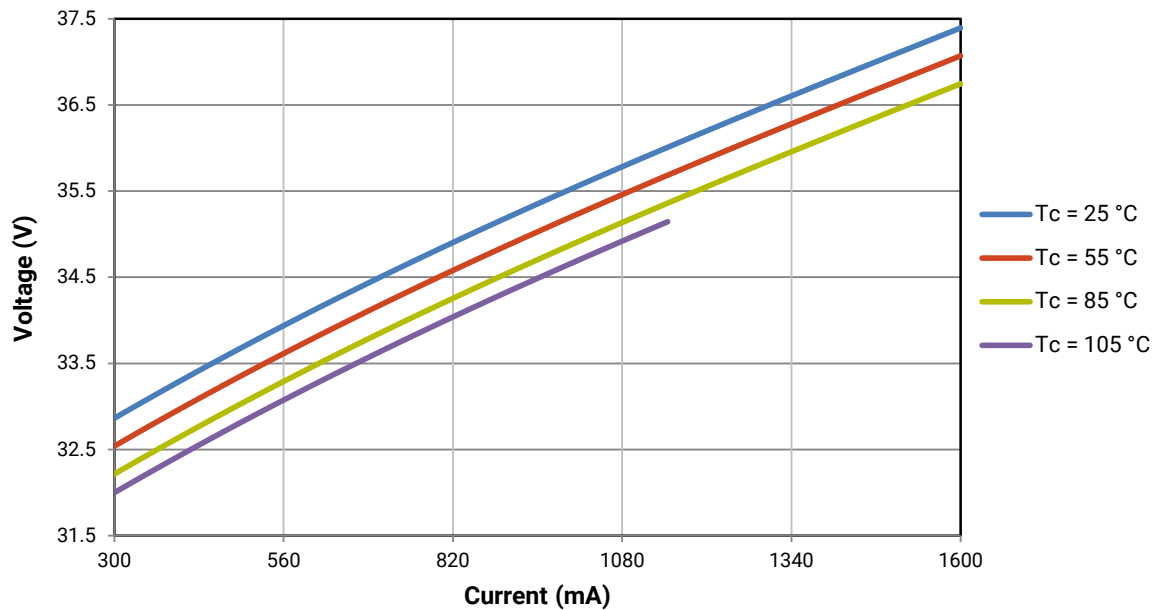
## RELATIVE SPECTRAL POWER DISTRIBUTION, PREMIUM COLOR - CONTINUED

## Specialty



## ELECTRICAL CHARACTERISTICS

The following graph is the result of a series of steady-state measurements.

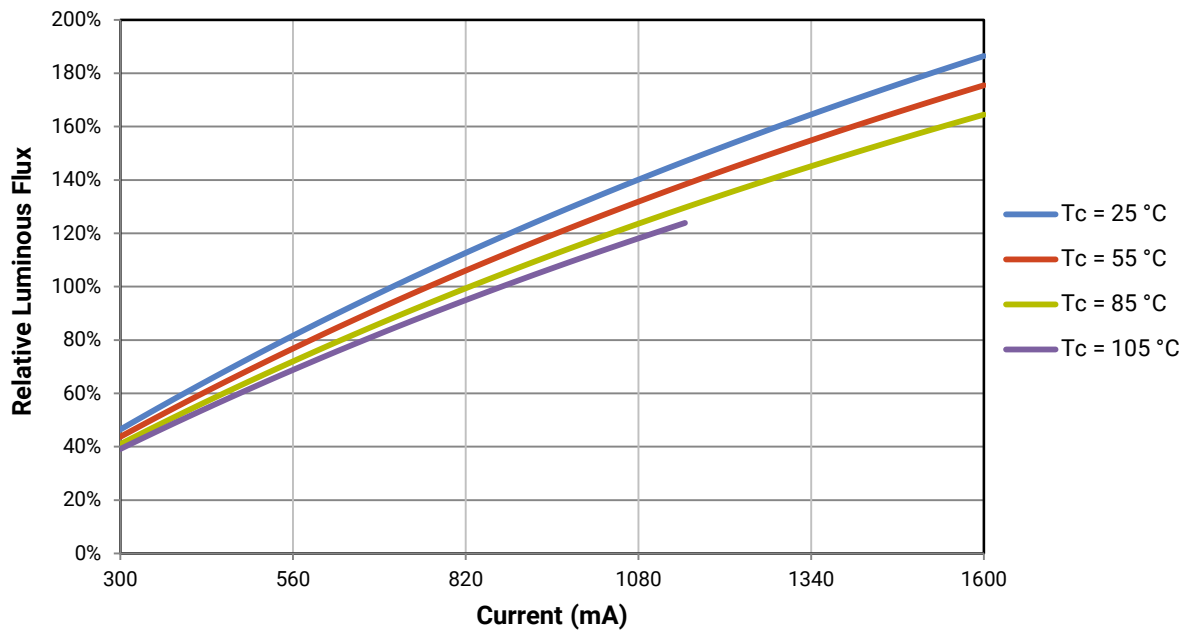




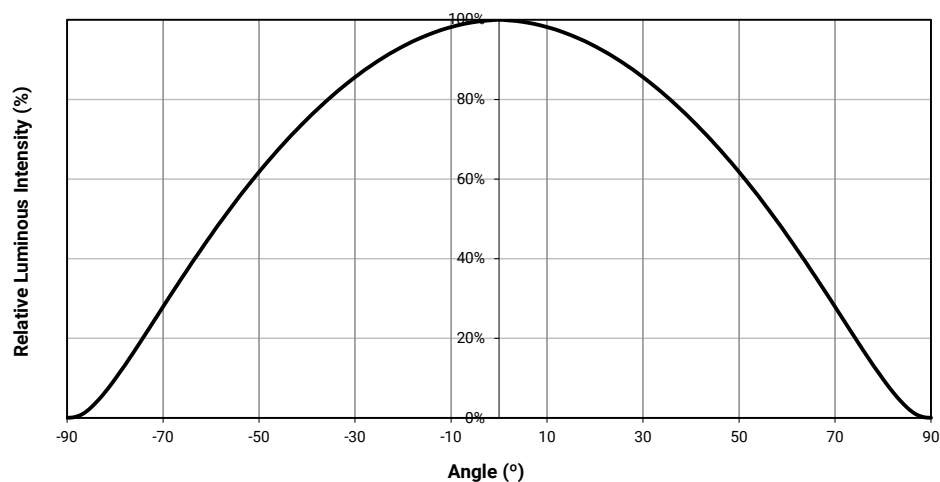
## RELATIVE LUMINOUS FLUX VS. CURRENT ( $T_j = 85^\circ\text{C}$ )

The relative luminous flux values provided below are the ratio of measurements of the CXB2530 LED at steady-state operation at the given conditions, divided by flux measured during binning, which is a pulsed measurement at 800 mA at  $T_j = 85^\circ\text{C}$ .

For example, at steady-state operation of  $T_c = 25^\circ\text{C}$ ,  $I_F = 1080\text{ mA}$ , the relative luminous flux ratio is 140% in the chart below. A CXB2530 LED that measures 3200 lm during binning will deliver 4480 lm ( $3200 \times 1.4$ ) at steady-state operation of  $T_c = 25^\circ\text{C}$ ,  $I_F = 1080\text{ mA}$ .



## TYPICAL SPATIAL DISTRIBUTION

PERFORMANCE GROUPS - BRIGHTNESS ( $I_F = 800 \text{ mA}$ ,  $T_J = 85^\circ\text{C}$ )

XLamp CXB2530 LEDs are tested for luminous flux and placed into one of the following bins.

Group Code	Minimum Luminous Flux	Maximum Luminous Flux
R4	2600	2780
S2	2780	2990
S4	2990	3200
T2	3200	3440
T4	3440	3680
U2	3680	3955
U4	3955	4230
V2	4230	4545
V4	4545	4860
W2	4860	5225

EASYWHITE® PERFORMANCE GROUPS - CHROMATICITY ( $T_j = 85^\circ\text{C}$ )

XLamp CXB2530 LEDs are tested for chromaticity and placed into one of the regions defined by the following bounding coordinates.

EasyWhite Color Temperatures – 2-Step			
Code	CCT	x	y
40H	4000 K	0.3777	0.3739
		0.3797	0.3816
		0.3861	0.3855
		0.3838	0.3777
35H	3500 K	0.4022	0.3858
		0.4053	0.3942
		0.4125	0.3977
		0.4091	0.3891
30H	3000 K	0.4287	0.3975
		0.4328	0.4064
		0.4390	0.4086
		0.4347	0.3996
27H	2700 K	0.4524	0.4048
		0.4574	0.4140
		0.4633	0.4154
		0.4581	0.4062

EasyWhite Color Temperatures – 3-Step Ellipse						
Bin Code	CCT	Center Point		Major Axis	Minor Axis	Rotation Angle (°)
		x	y	a	b	
50G	5000 K	0.3447	0.3553	0.00840	0.00312	65.0
40G	4000 K	0.3818	0.3797	0.00939	0.00402	53.7
35G	3500 K	0.4073	0.3917	0.00927	0.00414	54.0
30G	3000 K	0.4338	0.4030	0.00834	0.00408	53.2
27G	2700 K	0.4577	0.4099	0.00834	0.00420	48.5
22G	2200 K	0.5066	0.4158	0.00980	0.00480	45.5

EasyWhite Color Temperatures – 5-Step Ellipse						
Bin Code	CCT	Center Point		Major Axis	Minor Axis	Rotation Angle (°)
		x	y	a	b	
65E	6500 K	0.3123	0.3282	0.01110	0.00550	61.0
57E	5700 K	0.3287	0.3417	0.01230	0.00600	72.0
50E	5000 K	0.3447	0.3553	0.01400	0.00520	65.0
40E	4000 K	0.3818	0.3797	0.01565	0.00670	53.7

## PREMIUM COLOR PERFORMANCE GROUPS - CHROMATICITY ( $T_j = 85\text{ }^{\circ}\text{C}$ )

XLamp CXB2530 LEDs are tested for chromaticity and placed into one of the regions defined by the following bounding coordinates.

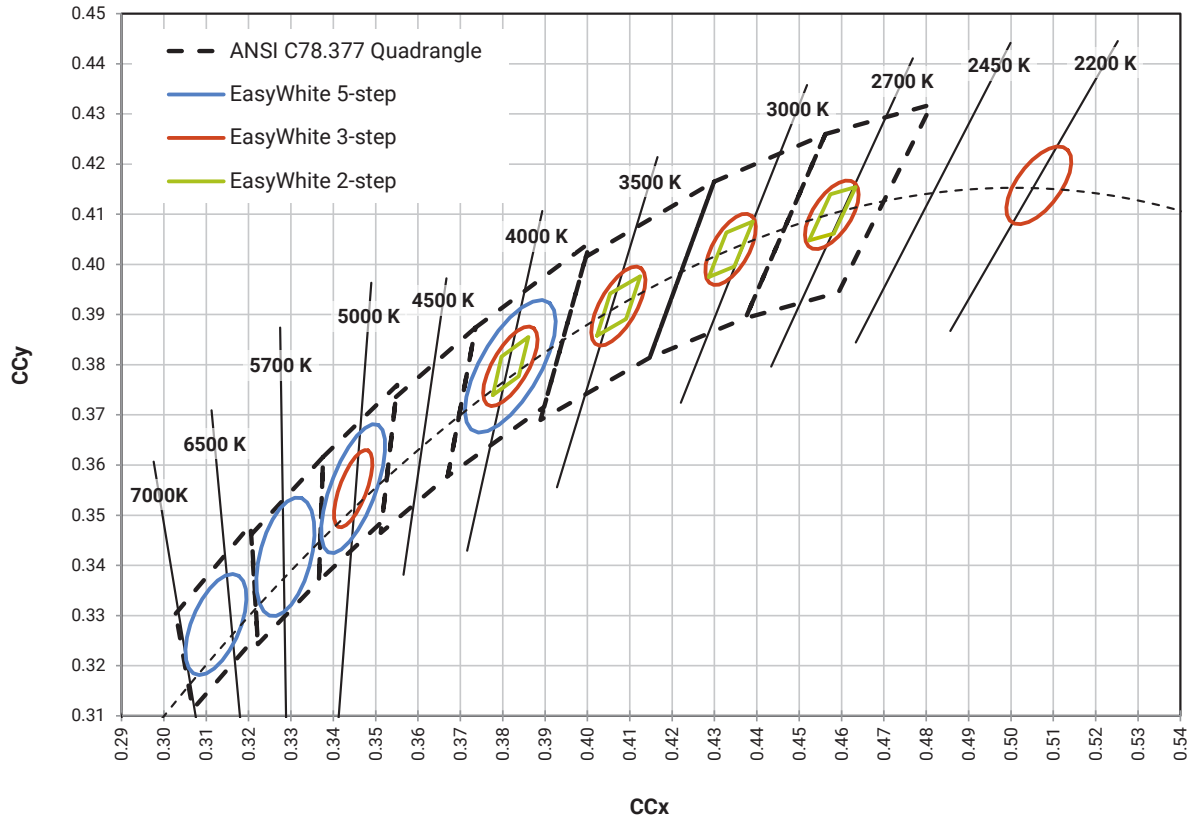
### Fidelity

EasyWhite Color Temperatures – 2-Step			
Code	CCT	x	y
L5A	4000 K	0.3764	0.3711
		0.3784	0.3787
		0.3847	0.3826
		0.3825	0.3748
35H	3500 K	0.4022	0.3858
		0.4053	0.3942
		0.4125	0.3977
		0.4091	0.3891
30H	3000 K	0.4287	0.3975
		0.4328	0.4064
		0.4390	0.4086
		0.4347	0.3996
27H	2700 K	0.4524	0.4048
		0.4574	0.4140
		0.4633	0.4154
		0.4581	0.4062

### Specialty

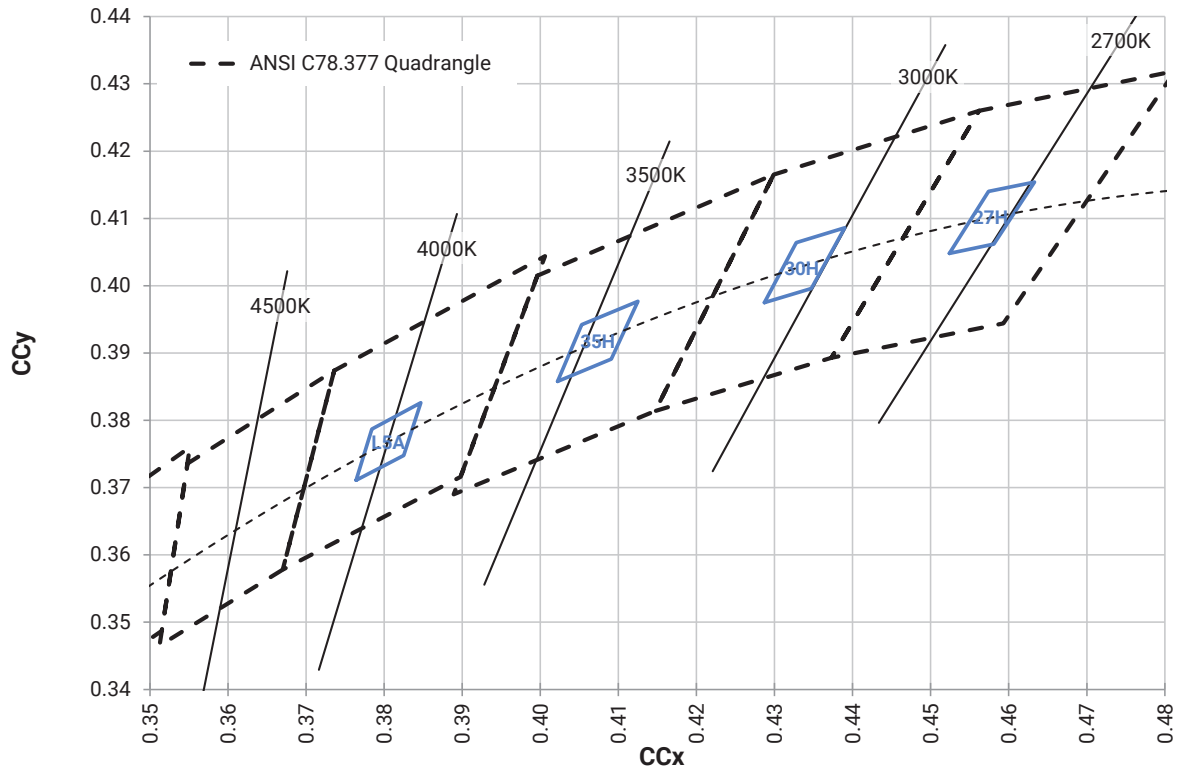
EasyWhite Color Temperatures – 2-Step			
Code	CCT	x	y
L7B	3000 K	0.4263	0.3848
		0.4296	0.3916
		0.4361	0.3938
		0.4326	0.3868
L7C	3000 K	0.4192	0.3754
		0.4224	0.3823
		0.4291	0.3847
		0.4257	0.3777

EasyWhite Color Temperatures – 3-Step Ellipse						
Bin Code	CCT	Center Point		Major Axis	Minor Axis	Rotation Angle (°)
		x	y	a	b	
31Q	3100 K	0.4236	0.3888	0.00848	0.00455	50.3
30Q	3000 K	0.4305	0.3935	0.00834	0.00408	53.2
30U	3000 K	0.4274	0.3837	0.00834	0.00408	53.2

EASYWHITE® BINS PLOTTED ON THE 1931 CIE COLOR SPACE ( $T_j = 85\text{ }^\circ\text{C}$ )

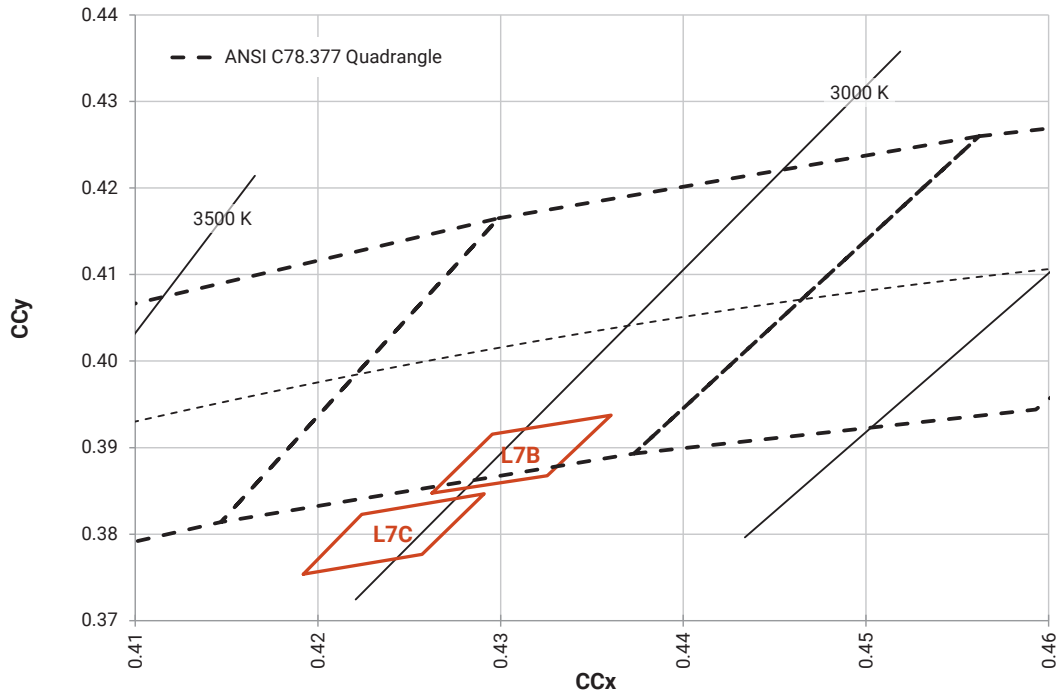
PREMIUM COLOR BINS PLOTTED ON THE 1931 CIE COLOR SPACE ( $T_j = 85^\circ\text{C}$ )

## Fidelity (2-step)

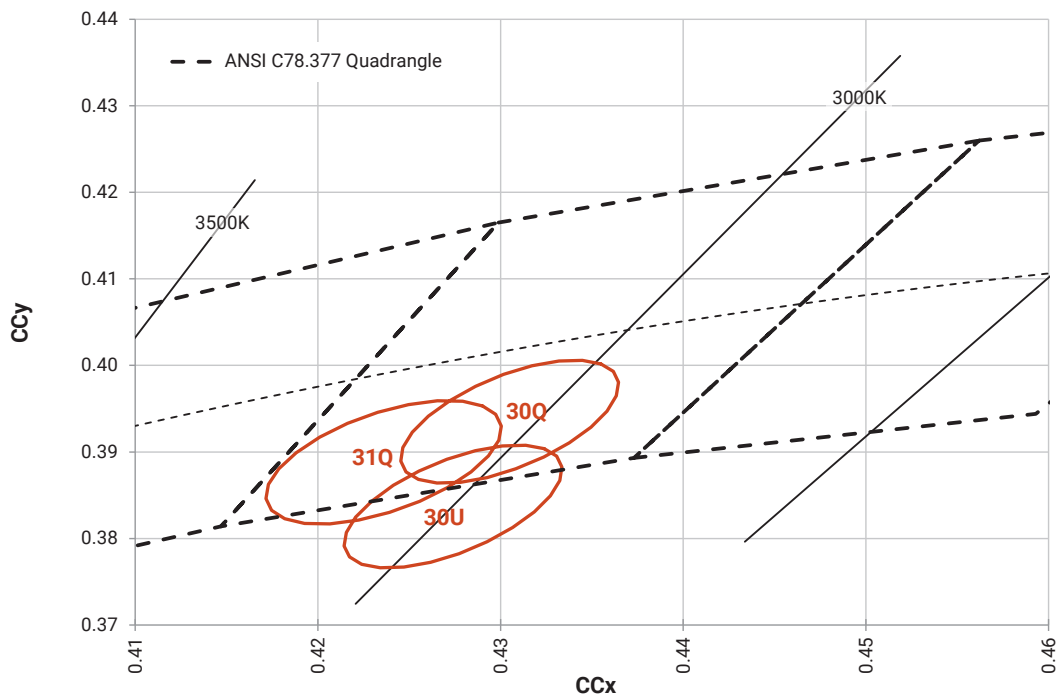


PREMIUM COLOR BINS PLOTTED ON THE 1931 CIE COLOR SPACE ( $T_j = 85^\circ\text{C}$ ) - CONTINUED

## Speciality (2-step)

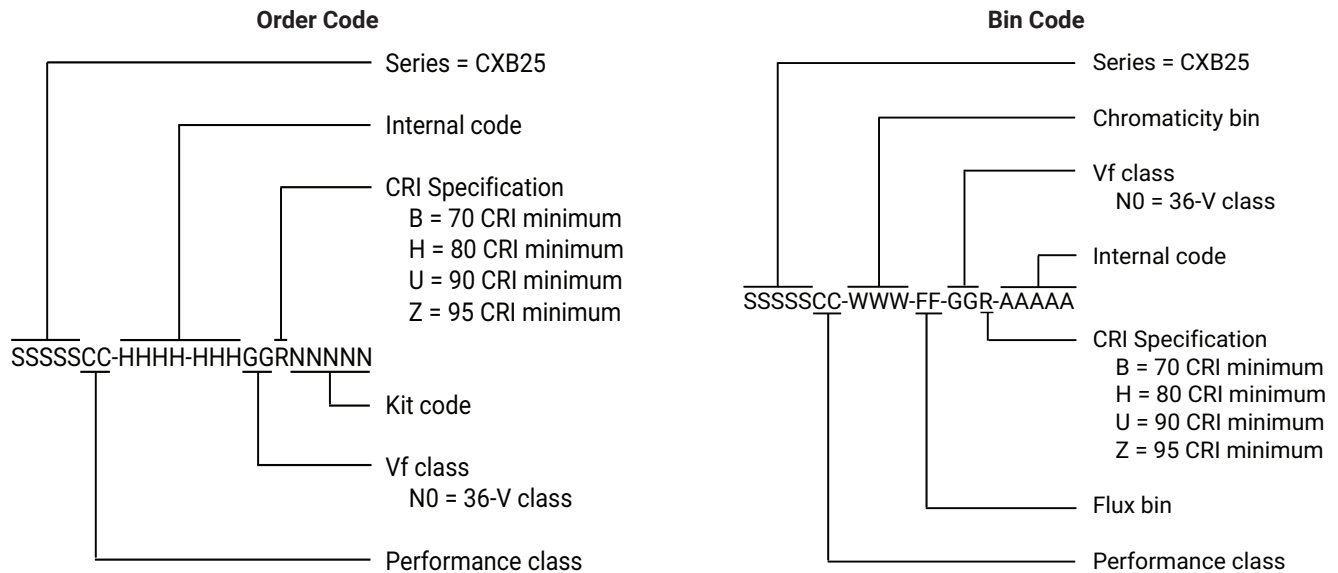


## Speciality (3-step)



## BIN AND ORDER CODE FORMATS

Bin codes and order codes are configured as follows:



## MECHANICAL DIMENSIONS

Dimensions are in mm.

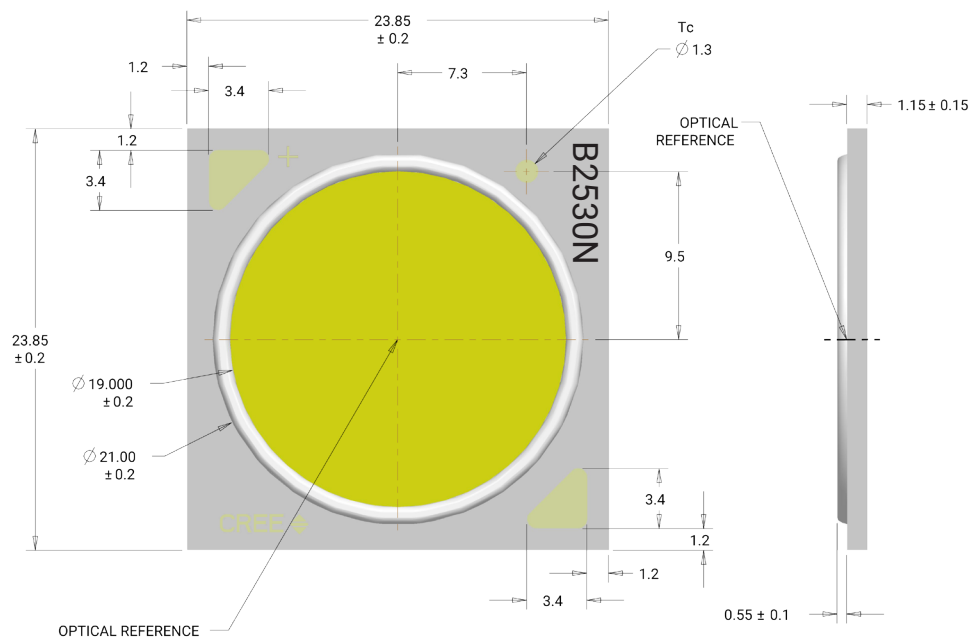
Tolerances unless otherwise

specified:  $\pm 0.13$

$\chi^\circ +1^\circ$

### Meaning of B2530N

B2530N = 36-V CXB2530





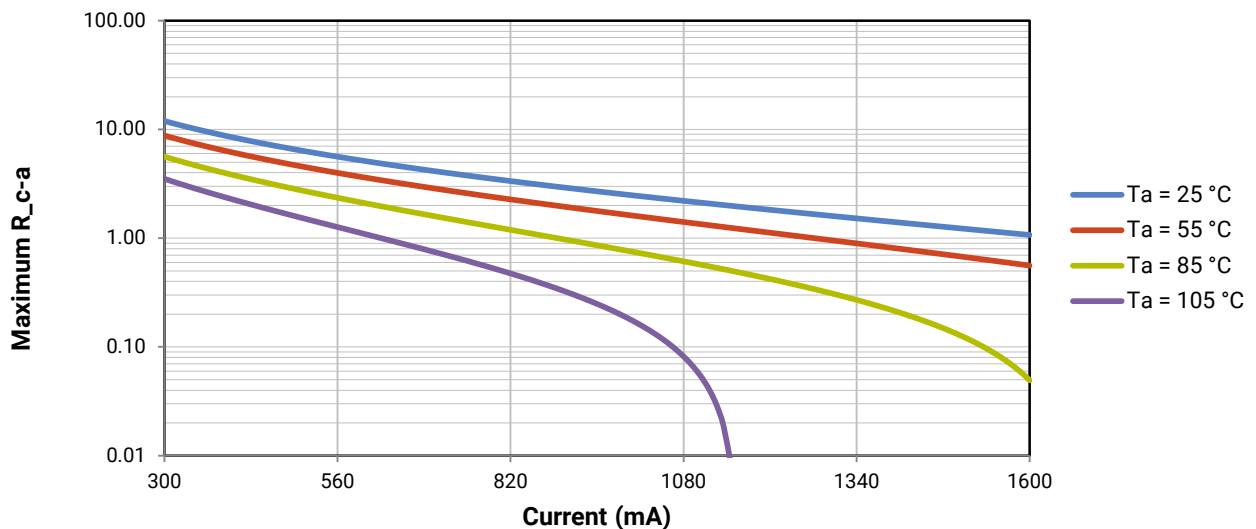
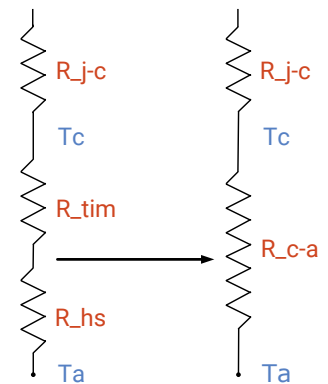
## THERMAL DESIGN

The CXB family of LED arrays can include over a hundred different LED die inside one package, and thus over a hundred different junction temperatures ( $T_j$ ). Cree LED has intentionally removed junction-temperature-based operating limits and replaced the commonplace maximum  $T_j$  calculations with maximum ratings based on forward current ( $I_f$ ) and case temperature ( $T_c$ ). No additional calculations are required to ensure that the CXB LED is being operated within its designed limits. LES temperature measurement provides additional verification of good thermal design. Please refer to page 2 for the Operating Limit specifications.

There is no need to calculate for  $T_j$  inside the package, as the thermal management design process, specifically from  $T_{sp}$  to ambient ( $T_a$ ), remains identical to any other LED component. For more information on thermal management of XLamp LEDs, please refer to the [Thermal Management application note](#). For CXB soldering recommendations and more information on thermal interface materials (TIM), LES temperature measurement, and connection methods, please refer to the [XLamp CX Family LEDs soldering and handling document](#). The [CX Family LED Design Guide](#) provides basic information on the requirements to use XLamp CXB LEDs successfully in luminaire designs.

To keep the CXB2530 LED at or below the maximum rated  $T_c$ , the case to ambient temperature thermal resistance ( $R_{c-a}$ ) must be at or below the maximum  $R_{c-a}$  value shown on the following graph, depending on the operating environment. The y-axis in the graph is a base 10 logarithmic scale.

As the figure at right shows, the  $R_{c-a}$  value is the sum of the thermal resistance of the TIM ( $R_{tim}$ ) plus the thermal resistance of the heat sink ( $R_{hs}$ ).



## NOTES

---

### Measurements

The luminous flux, radiant power, chromaticity, forward voltage and CRI measurements in this document are binning specifications only and solely represent product measurements as of the date of shipment. These measurements will change over time based on a number of factors that are not within Cree LED's control and are not intended or provided as operational specifications for the products. Calculated values are provided for informational purposes only and are not intended or provided as specifications.

### Pre-Release Qualification Testing

Please read the [LED Reliability Overview](#) for details of the qualification process Cree LED applies to ensure long-term reliability for XLamp LEDs and details of Cree LED's pre-release qualification testing for XLamp LEDs.

### Lumen Maintenance

Cree LED now uses standardized IES LM-80-08 and TM-21-11 methods for collecting long-term data and extrapolating LED lumen maintenance. For information on the specific LM-80 data sets available for this LED, refer to the public [LM-80 results document](#).

Please read the [Long-Term Lumen Maintenance application note](#) for more details on Cree LED's lumen maintenance testing and forecasting. Please read the [Thermal Management application note](#) for details on how thermal design, ambient temperature, and drive current affect the LED junction temperature.

### RoHS Compliance

The levels of RoHS restricted materials in this product are below the maximum concentration values (also referred to as the threshold limits) permitted for such substances, or are used in an exempted application, in accordance with EU Directive 2011/65/EC (RoHS2), as implemented January 2, 2013. RoHS Declarations for this product can be obtained from your Cree LED representative or from the [Product Ecology](#) section of the Cree LED website.

### REACH Compliance

REACH substances of very high concern (SVHCs) information is available for this product. Since the European Chemical Agency (ECHA) has published notice of their intent to frequently revise the SVHC listing for the foreseeable future, please contact a Cree LED representative to insure you get the most up-to-date REACH Declaration. REACH banned substance information (REACH Article 67) is also available upon request.

### UL® Recognized Component

This product meets the requirements to be considered a UL Recognized Component with Level 4 enclosure consideration. The LED package or a portion thereof has been investigated as a fire and electrical enclosure per ANSI/UL 8750.

### Vision Advisory

WARNING: Do not look at an exposed lamp in operation. Eye injury can result. For more information about LEDs and eye safety, please refer to the [LED Eye Safety application note](#).

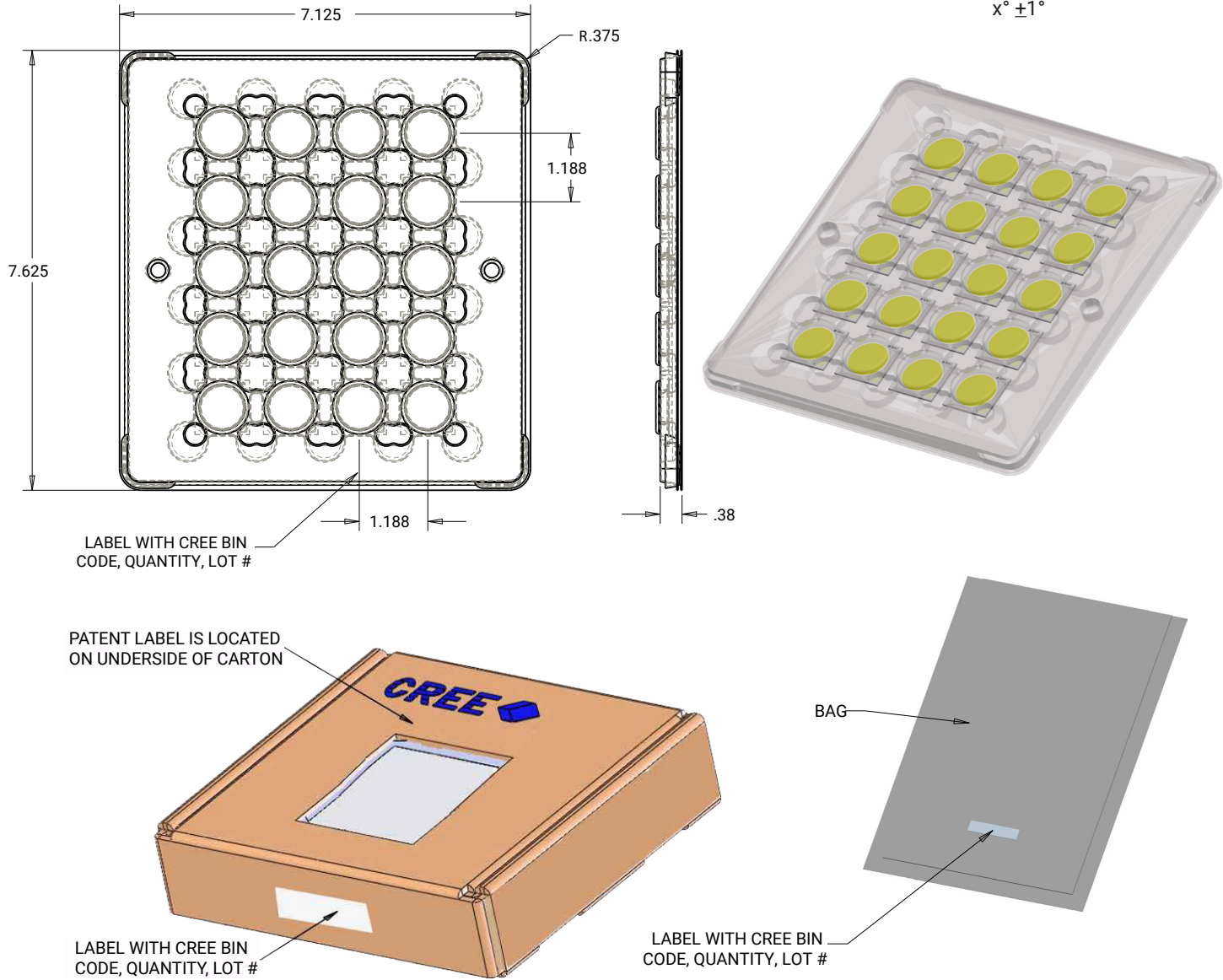
## PACKAGING

CXB2530 LEDs are packaged in trays of 20. Five trays are sealed in an anti-static bag and placed inside a carton, for a total of 100 LEDs per carton. Each carton contains 100 LEDs from the same performance bin.

Dimensions are in inches.

Tolerances:  $\pm .13$

$x^\circ \pm 1^\circ$



# Mouser Electronics

Authorized Distributor

Click to View Pricing, Inventory, Delivery & Lifecycle Information:

## Cree LED:

[CXB2530-0000-00PN0U0A30Q](#) [CXB2530-0000-00PN0U0A30U](#) [CXB2530-0000-00PN0U0A31Q](#) [CXB2530-0000-00PN0U0A35G](#) [CXB2530-0000-00PN0U0A35H](#) [CXB2530-0000-00PN0U0A40G](#) [CXB2530-0000-00PN0U0A40H](#) [CXB2530-0000-00PN0U0A30H](#) [CXB2530-0000-00PN0U0A30G](#) [CXB2530-0000-00PN0U0A27H](#) [CXB2530-0000-00PN0U0A27G](#)