

XLamp® CXB3590 Pro9™ LED



PRODUCT DESCRIPTION

The XLamp® CXB Standard Density LED family delivers excellent efficacy at lower drive currents, as well as the highest level of reliability for COB LEDs through Cree LED's expertise in ceramic substrates. Featuring a full range of LES sizes, color options and performance levels, the CXB family provides an easy upgrade path for existing CXA family-based designs.

Pro9™ version LEDs deliver up to 15% higher efficacy for 90 and 95 color rendering index (CRI) over standard version LEDs without sacrificing color rendering quality. Pro9 LEDs feature the industry's highest operating temperature rating of 105 °C and the same maximum current as the standard versions. In addition, all Pro9 LEDs share the same mechanical and electrical characteristics as the standard versions.

FEATURES

- 30-mm optical source
- Mechanical and optical design consistent with CXA35 LED
- EasyWhite® 2- and 3-step binning
- Premium Color 2- and 3-step binning
- Pro9 LEDs available in 90 and 95 CRI minimum options
- Forward voltage options: 36-V class & 72-V class
- 85 °C binning and characterization
- Extremely uniform color over viewing angle
- Top-side solder connections
- Thermocouple attach point

TABLE OF CONTENTS

Characteristics	2
Operating Limits.....	3
Flux Characteristics, EasyWhite® Order Codes and Bins - 36 V.....	4
Flux Characteristics, Premium Order Codes and Bins - 36 V	4
Flux Characteristics, EasyWhite® Order Codes and Bins - 72 V.....	5
Flux Characteristics, Premium Order Codes and Bins - 72 V	5
Relative Spectral Power Distribution, EasyWhite®	6
Relative Spectral Power Distribution, Premium Color	7
Electrical Characteristics.....	8
Relative Luminous Flux.....	9
Typical Spatial Distribution.....	11
EasyWhite® Performance Groups - Chromaticity	12
Premium Color Performance Groups - Chromaticity	13
EasyWhite® Bins Plotted on the 1931 CIE Color Space	14
Premium Color Bins Plotted on the 1931 CIE Color Space.....	15
Bin and Order Code Formats.....	16
Mechanical Dimensions	16
Thermal Design	17
Notes	19
Packaging.....	20

CHARACTERISTICS

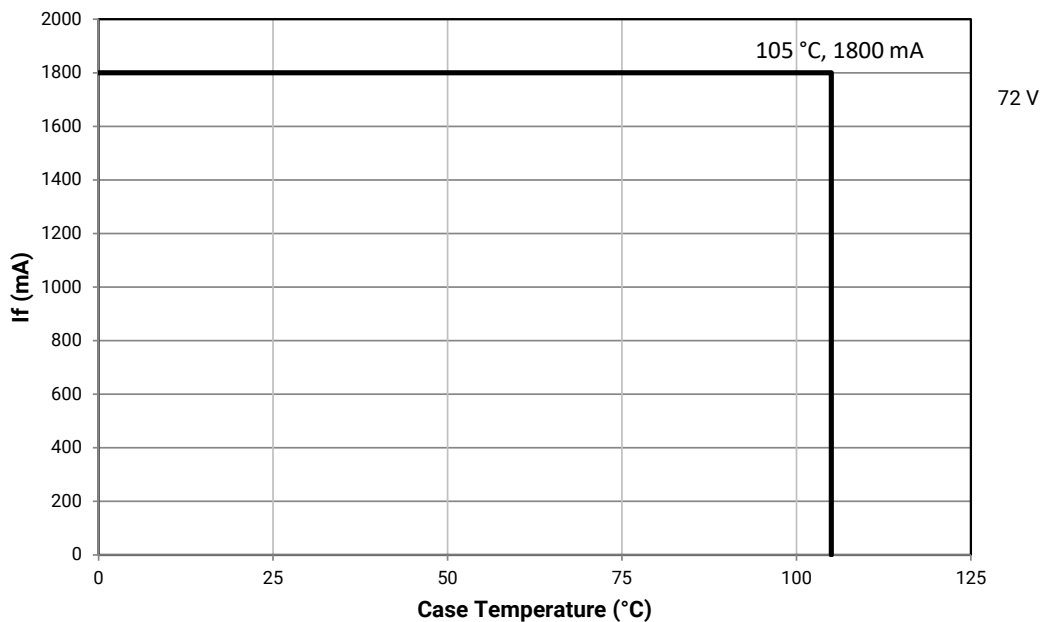
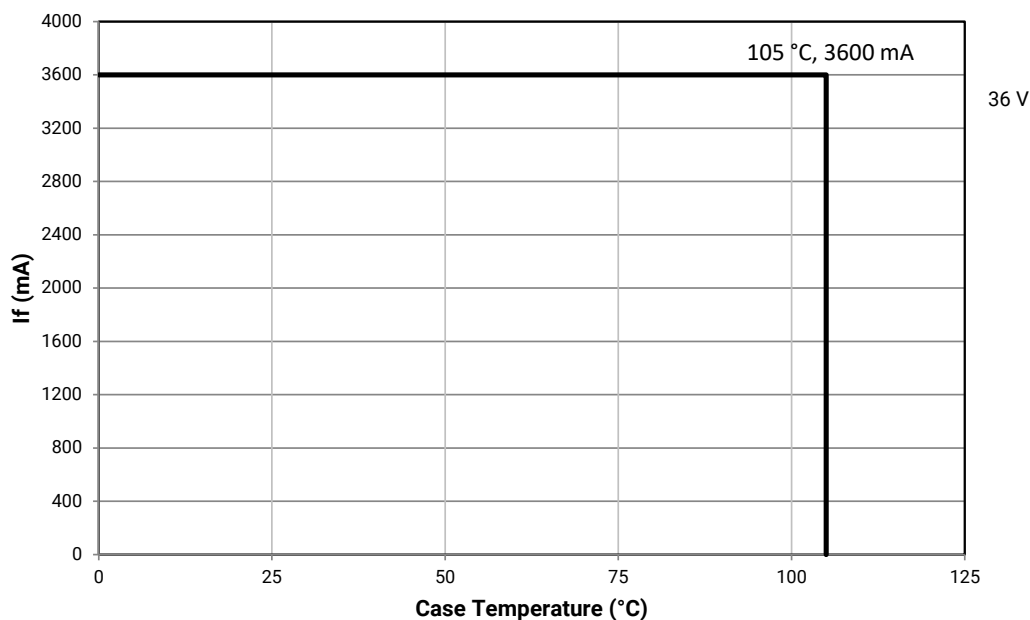
Characteristics	Unit	Minimum	Typical	Maximum
Viewing angle (FWHM)	degrees		115	
ESD withstand voltage (HBM per Mil-Std-883D)	V			8000
DC forward current (36 V)	mA			3600*
DC forward current (72 V)	mA			1800*
Reverse current (36 V, 72 V)	mA			0.1
Forward voltage (36 V, @ 2400 mA, T _j = 85 °C)	V		36	39
Forward voltage (72 V, @ 1200 mA, T _j = 85 °C)	V		72	78

* Refer to the Operating Limits section.

OPERATING LIMITS

The maximum current rating of the CXB3590 Pro9 LED depends on the case temperature (T_c) when the LED has reached thermal equilibrium under steady-state operation. The graphs shown below assume that the system design employs good thermal management (thermal interface material and heat sink) and may vary when poor thermal management is employed. Please refer to the Mechanical Dimensions section on page 16 for the location of the T_c measurement point.

Another important factor in good thermal management is the temperature of the Light Emitting Surface (LES). Cree LED recommends a maximum LES temperature of 135 °C to ensure optimal LED lifetime. Please refer to the Thermal Design section on page 17 for more information on LES temperature measurement.



FLUX CHARACTERISTICS, EASYWHITE® ORDER CODES AND BINS - 36 V ($I_F = 2400 \text{ mA}$, $T_J = 85^\circ \text{C}$)

The following table provides order codes for XLamp CXB3590 Pro9 LEDs. For a complete description of the order code nomenclature, please see the Bin and Order Code Formats section (page 16).

Nominal CCT	CRI*		Minimum Luminous Flux (lm)	Typical Luminous Flux (lm)	2-Step		3-Step	
	Min.	Typ			Group	Order Code	Group	Order Code
5000 K	90	92	11,676	12,973			50G	CXB3590-0000-00PN0U0A50G
4000 K	90	92	12,037	13,375	40H	CXB3590-0000-00PN0U0A40H	40G	CXB3590-0000-00PN0U0A40G
	95	98	10,833	12,037	40H	CXB3590-0000-00PN0Z0A40H		
3500 K	90	92	11,829	13,143	35H	CXB3590-0000-00PN0U0A35H	35G	CXB3590-0000-00PN0U0A35G
	95	98	10,646	11,829	35H	CXB3590-0000-00PN0Z0A35H		
3000 K	90	92	11,490	12,767	30H	CXB3590-0000-00PN0U0A30H	30G	CXB3590-0000-00PN0U0A30G
	95	98	10,111	11,235	30H	CXB3590-0000-00PN0Z0A30H		
2700 K	90	92	11,048	12,276	27H	CXB3590-0000-00PN0U0A27H	27G	CXB3590-0000-00PN0U0A27G
	95	98	9,944	11,048	27H	CXB3590-0000-00PN0Z0A27H		

FLUX CHARACTERISTICS, PREMIUM ORDER CODES AND BINS - 36 V ($I_F = 2400 \text{ mA}$, $T_J = 85^\circ \text{C}$)

Specialty

Nominal CCT	CRI		Minimum Luminous Flux (lm)	Typical Luminous Flux (lm)	2-Step		3-Step			
	Min.	Typ			Group	Order Code	Group	Order Code	Group	Order Code
3100 K	90	92	11,490	12,767			31Q	CXB3590-0000-00PN0U0A31Q		
3000 K	90	92	11,145	12,384					30U	CXB3590-0000-00PN0U0A30U
	90	92	11,260	12,512			30Q	CXB3590-0000-00PN0U0A30Q		
	95	98	9,606	10,673	L7C	CXB3590-0000-00PN0Z0AL7C				

Notes

- Cree LED maintains a tolerance of $\pm 7\%$ on flux and power measurements, ± 0.005 on chromaticity (CCx, CCy) measurements and a tolerance of ± 2 on CRI measurements. See the Measurements section (page 19).
- * For 90 CRI minimum LEDs, CRI R9 typical is 60.

FLUX CHARACTERISTICS, EASYWHITE® ORDER CODES AND BINS - 72 V ($I_F = 1200 \text{ mA}$, $T_J = 85^\circ \text{C}$)

The following table provides order codes for XLamp CXB3590 Pro9 LEDs. For a complete description of the order code nomenclature, please see the Bin and Order Code Formats section (page 16).

Nominal CCT	CRI*		Minimum Luminous Flux (lm)	Typical Luminous Flux (lm)	2-Step		3-Step	
	Min.	Typ			Group	Order Code	Group	Order Code
5000 K	90	92	11,676	12,973			50G	CXB3590-0000-00PROU0A50G
4000 K	90	92	12,037	13,375	40H	CXB3590-0000-00PROU0A40H	40G	CXB3590-0000-00PROU0A40G
	95	98	10,833	12,037	40H	CXB3590-0000-00PR0Z0A40H		
3500 K	90	92	11,829	13,143	35H	CXB3590-0000-00PROU0A35H	35G	CXB3590-0000-00PROU0A35G
	95	98	10,646	11,829	35H	CXB3590-0000-00PR0Z0A35H		
3000 K	90	92	11,490	12,767	30H	CXB3590-0000-00PROU0A30H	30G	CXB3590-0000-00PROU0A30G
	95	98	10,111	11,235	30H	CXB3590-0000-00PR0Z0A30H		
2700 K	90	92	11,048	12,276	27H	CXB3590-0000-00PROU0A27H	27G	CXB3590-0000-00PROU0A27G
	95	98	9,944	11,048	27H	CXB3590-0000-00PR0Z0A27H		

FLUX CHARACTERISTICS, PREMIUM ORDER CODES AND BINS - 72 V ($I_F = 1200 \text{ mA}$, $T_J = 85^\circ \text{C}$)

Specialty

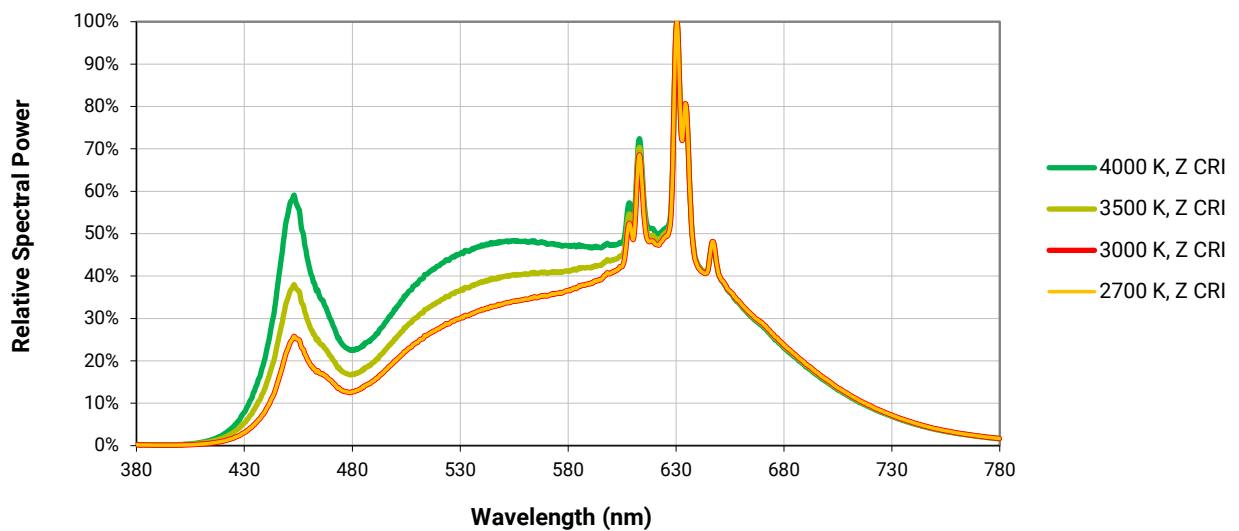
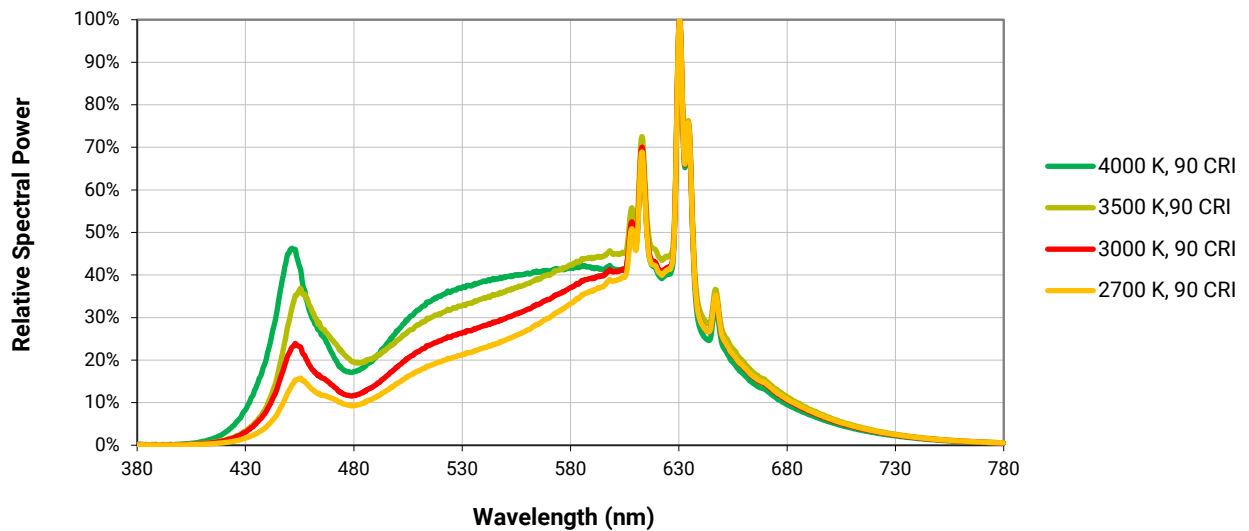
Nominal CCT	CRI		Minimum Luminous Flux (lm)	Typical Luminous Flux (lm)	2-Step		3-Step			
	Min.	Typ			Group	Order Code	Group	Order Code	Group	Order Code
3100 K	90	92	11,490	12,767			31Q	CXB3590-0000-00PROU0A31Q		
3000 K	90	92	11,145	12,384					30U	CXB3590-0000-00PROU0A30U
	90	92	11,260	12,512			30Q	CXB3590-0000-00PROU0A30Q		
	95	98	9,606	10,673	L7C	CXB3590-0000-00PR0Z0AL7C				

Notes

- Cree LED maintains a tolerance of $\pm 7\%$ on flux and power measurements, ± 0.005 on chromaticity (CCx, CCy) measurements and a tolerance of ± 2 on CRI measurements. See the Measurements section (page 19).
- * For 90 CRI minimum LEDs, CRI R9 typical is 60.

RELATIVE SPECTRAL POWER DISTRIBUTION, EASYWHITE®

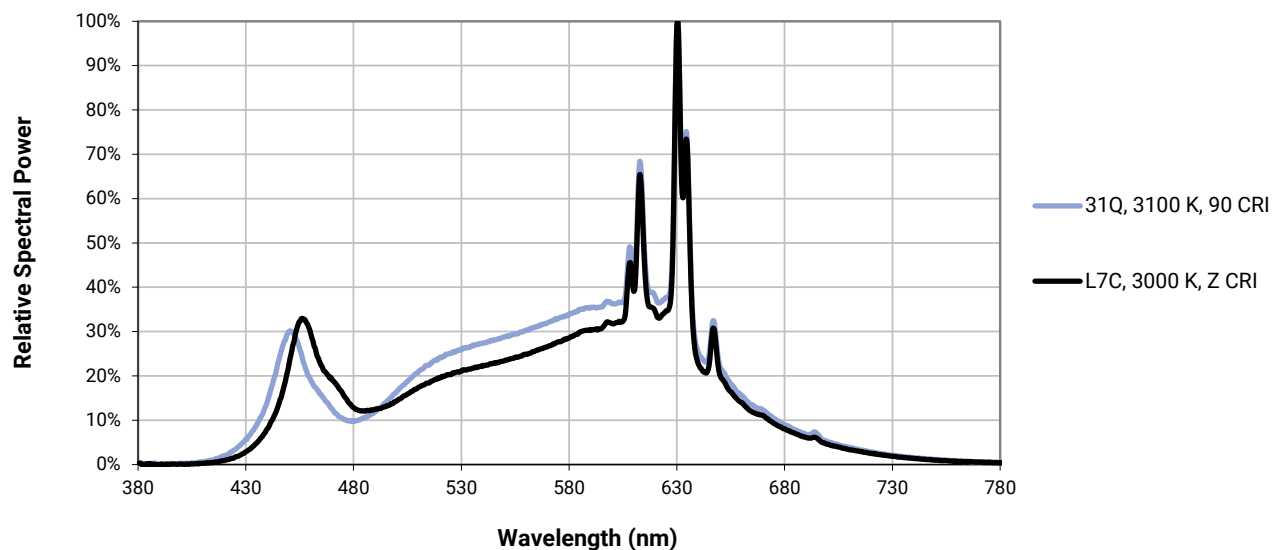
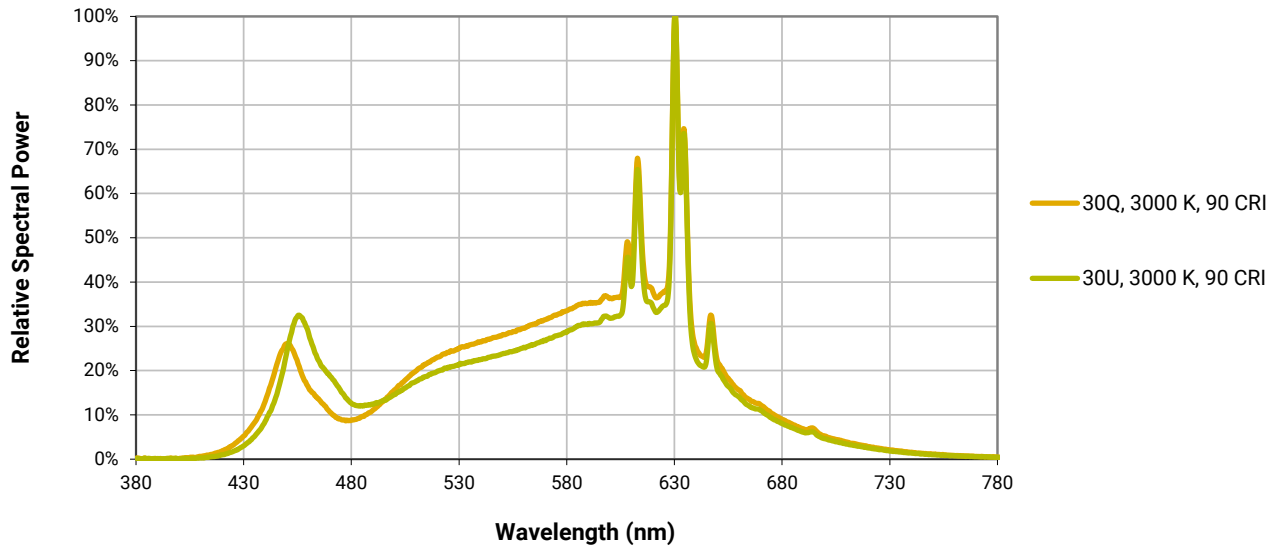
The following graphs are the result of a series of pulsed measurements at 2400 mA for the 36-V CXB3590 Pro9 and 1200 mA for the 72-V CXB3590 Pro9 and $T_j = 85^\circ\text{C}$.



RELATIVE SPECTRAL POWER DISTRIBUTION, PREMIUM COLOR

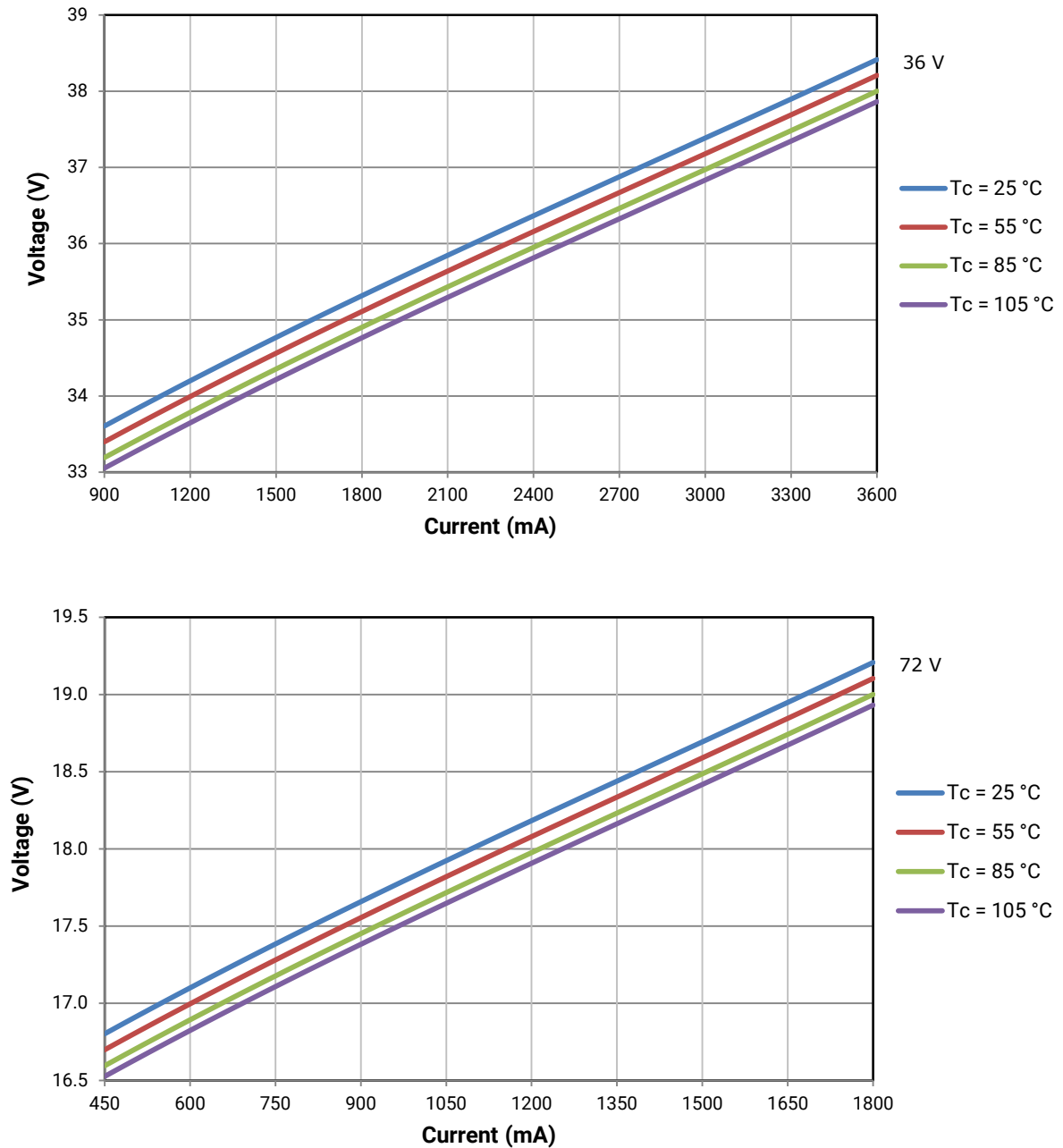
The following graphs are the result of a series of pulsed measurements at 2400 mA for the 36-V CXB3590 Pro9 and 1200 mA for the 72-V CXB3590 Pro9 and $T_j = 85^\circ\text{C}$.

Specialty



ELECTRICAL CHARACTERISTICS

The following graphs are the result of a series of steady-state measurements.

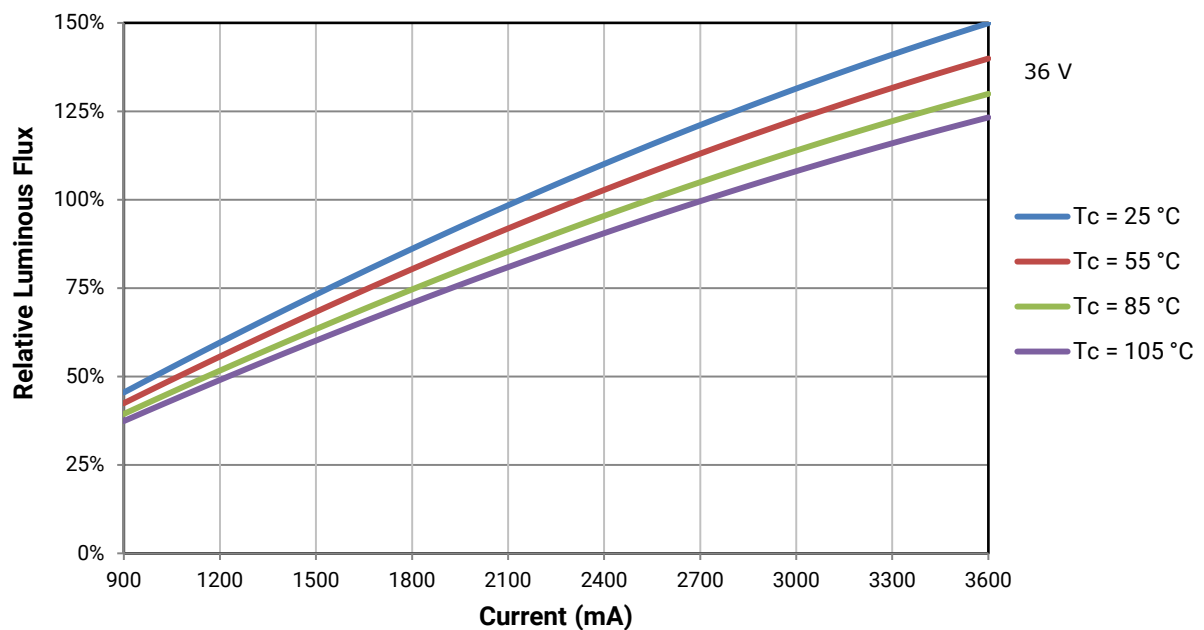


RELATIVE LUMINOUS FLUX

The relative luminous flux values provided below are the ratio of:

- Measurements of the CXB3590 Pro9 LED at steady-state operation at the given conditions, divided by
- Flux measured during binning, which is a pulsed measurement at 2400 mA at $T_j = 85^\circ\text{C}$ for the 36-V CXB3590.

Using the 36-V CXB3590 Pro9 LED as an example, at steady-state operation of $T_c = 25^\circ\text{C}$, $I_F = 1500\text{ mA}$, the relative luminous flux ratio is 75% in the chart below. A CXB3590 Pro9 LED that measures 12,037 lm during binning will deliver 9,028 lm ($12,037 \times 0.75$) at steady-state operation of $T_c = 25^\circ\text{C}$, $I_F = 1500\text{ mA}$.

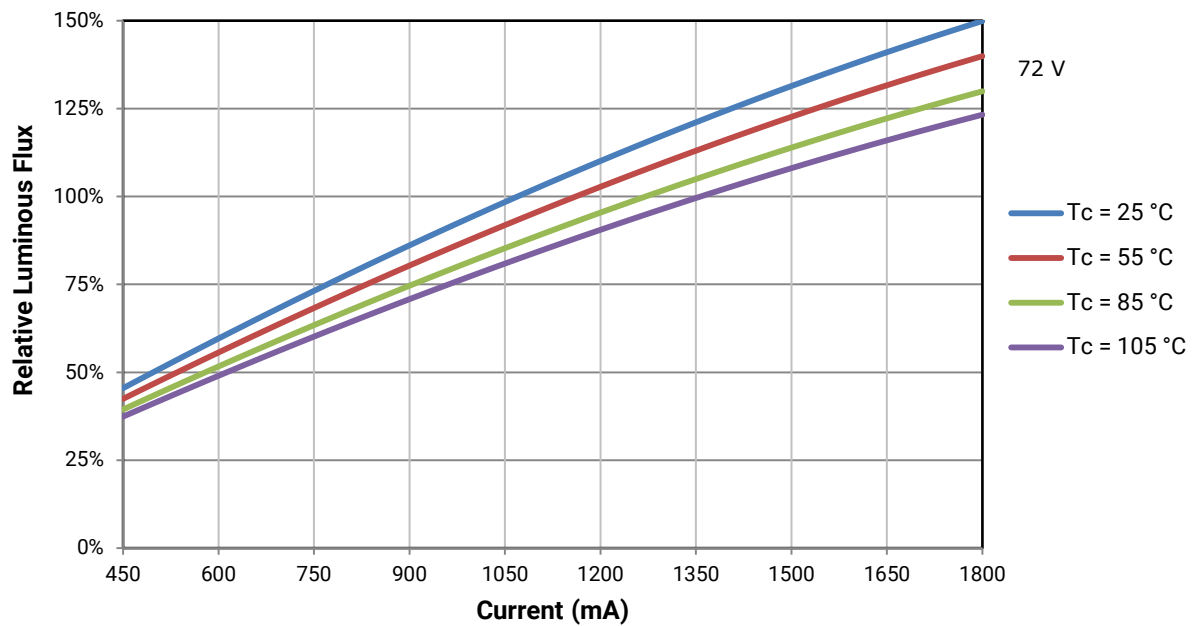


RELATIVE LUMINOUS FLUX - CONTINUED

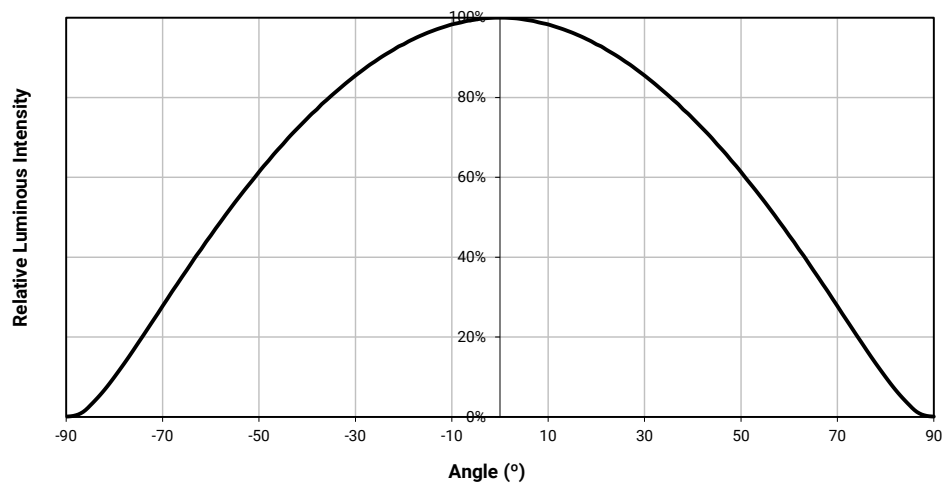
The relative luminous flux values provided below are the ratio of:

- Measurements of the CXB3590 Pro9 LED at steady-state operation at the given conditions, divided by
- Flux measured during binning, which is a pulsed measurement at 1200 mA at $T_j = 85^\circ\text{C}$ for the 72-V CXB3590.

Using the 72-V CXB3590 Pro9 LED as an example, at steady-state operation of $T_c = 25^\circ\text{C}$, $I_f = 750\text{ mA}$, the relative luminous flux ratio is 75% in the chart below. A CXB3590 Pro9 LED that measures 12,037 lm during binning will deliver 9,028 lm ($12,037 \times 0.75$) at steady-state operation of $T_c = 25^\circ\text{C}$, $I_f = 750\text{ mA}$.



TYPICAL SPATIAL DISTRIBUTION



EASYWHITE® PERFORMANCE GROUPS - CHROMATICITY ($T_j = 85^\circ\text{C}$)

XLamp CXB3590 Pro9 LEDs are tested for chromaticity and placed into one of the regions defined by the following bounding coordinates.

EasyWhite Color Temperatures – 2-Step			
Code	CCT	x	y
40H	4000 K	0.3777	0.3739
		0.3797	0.3816
		0.3861	0.3855
		0.3838	0.3777
35H	3500 K	0.4022	0.3858
		0.4053	0.3942
		0.4125	0.3977
		0.4091	0.3891
30H	3000 K	0.4287	0.3975
		0.4328	0.4064
		0.4390	0.4086
		0.4347	0.3996
27H	2700 K	0.4524	0.4048
		0.4574	0.4140
		0.4633	0.4154
		0.4581	0.4062

EasyWhite Color Temperatures – 3-Step Ellipse						
Bin Code	CCT	Center Point		Major Axis	Minor Axis	Rotation Angle (°)
		x	y	a	b	
65G	6500 K	0.3123	0.3282	0.00666	0.00330	61.0
57G	5700 K	0.3287	0.3417	0.00738	0.00360	72.0
50G	5000 K	0.3447	0.3553	0.00840	0.00312	65.0
40G	4000 K	0.3818	0.3797	0.00939	0.00402	53.7
35G	3500 K	0.4073	0.3917	0.00927	0.00414	54.0
30G	3000 K	0.4338	0.4030	0.00834	0.00408	53.2
27G	2700 K	0.4577	0.4099	0.00834	0.00420	48.5

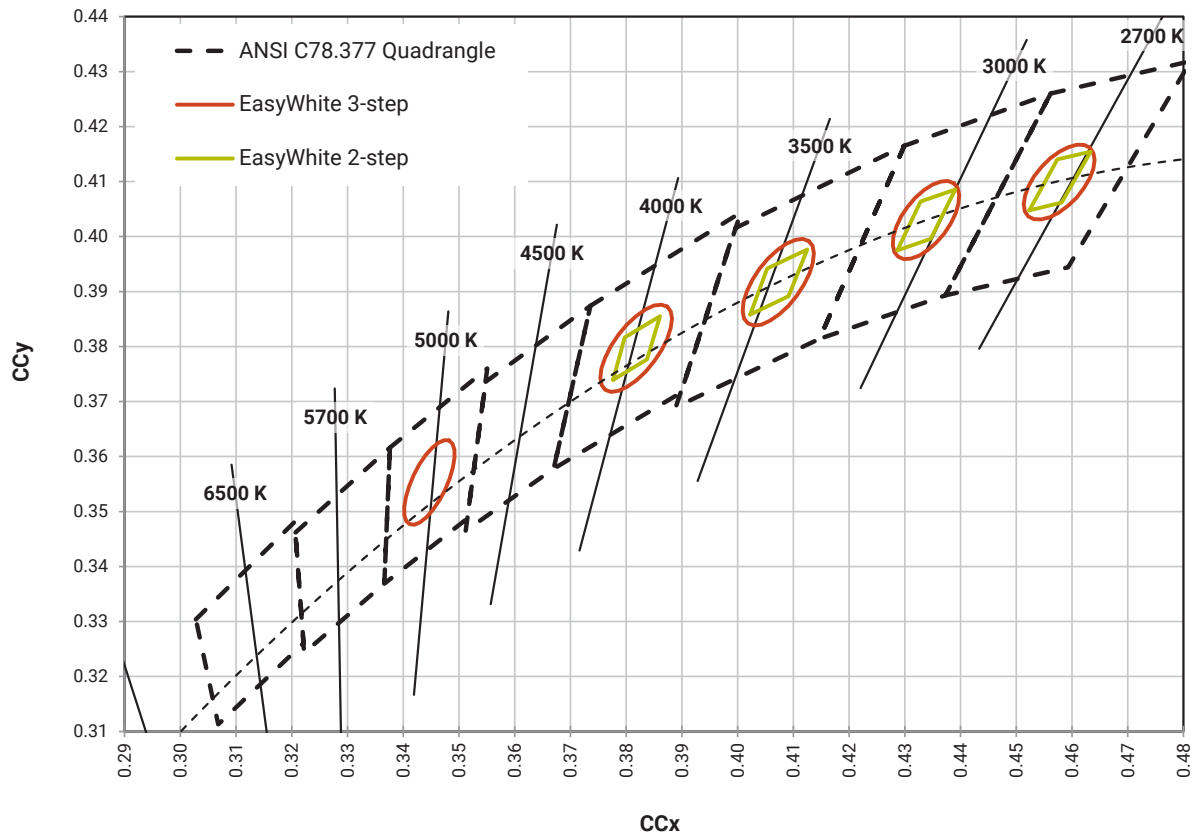
PREMIUM COLOR PERFORMANCE GROUPS - CHROMATICITY ($T_j = 85\text{ }^{\circ}\text{C}$)

XLamp CXB3590 Pro9 LEDs are tested for chromaticity and placed into one of the regions defined by the following bounding coordinates.

Specialty

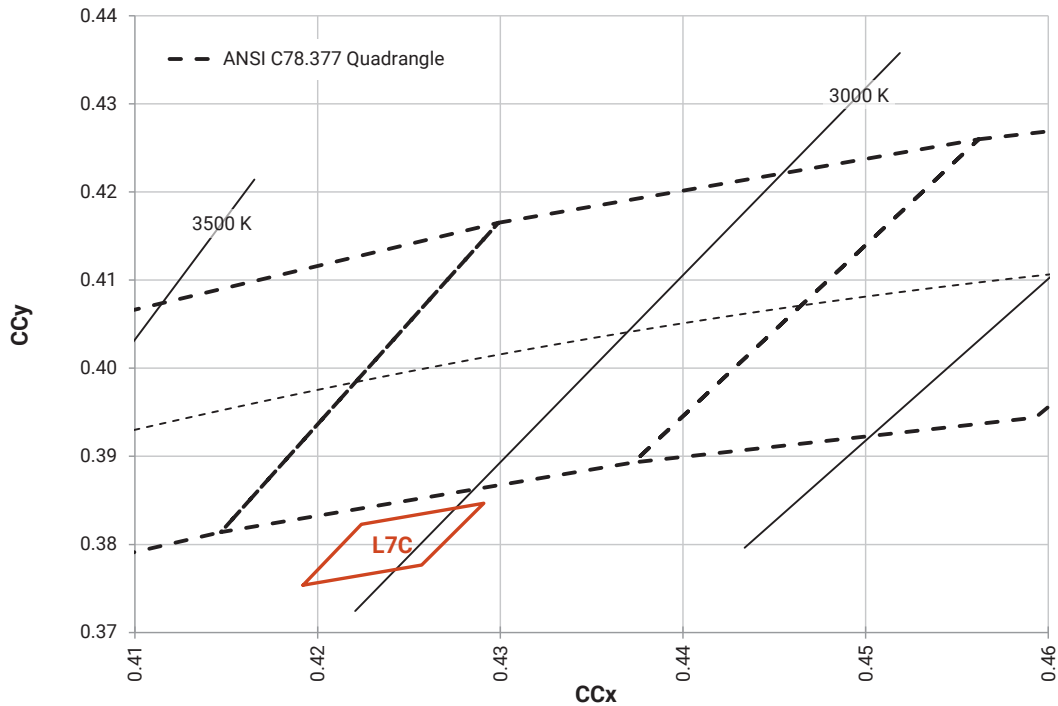
EasyWhite Color Temperatures – 2-Step			
Code	CCT	x	y
L7C	3000 K	0.4192	0.3754
		0.4224	0.3823
		0.4291	0.3847
		0.4257	0.3777

EasyWhite Color Temperatures – 3-Step Ellipse						
Bin Code	CCT	Center Point		Major Axis	Minor Axis	Rotation Angle (°)
		x	y	a	b	
31Q	3100 K	0.4236	0.3888	0.00848	0.00455	50.3
30Q	3000 K	0.4305	0.3935	0.00834	0.00408	53.2
30U	3000 K	0.4274	0.3837	0.00834	0.00408	53.2

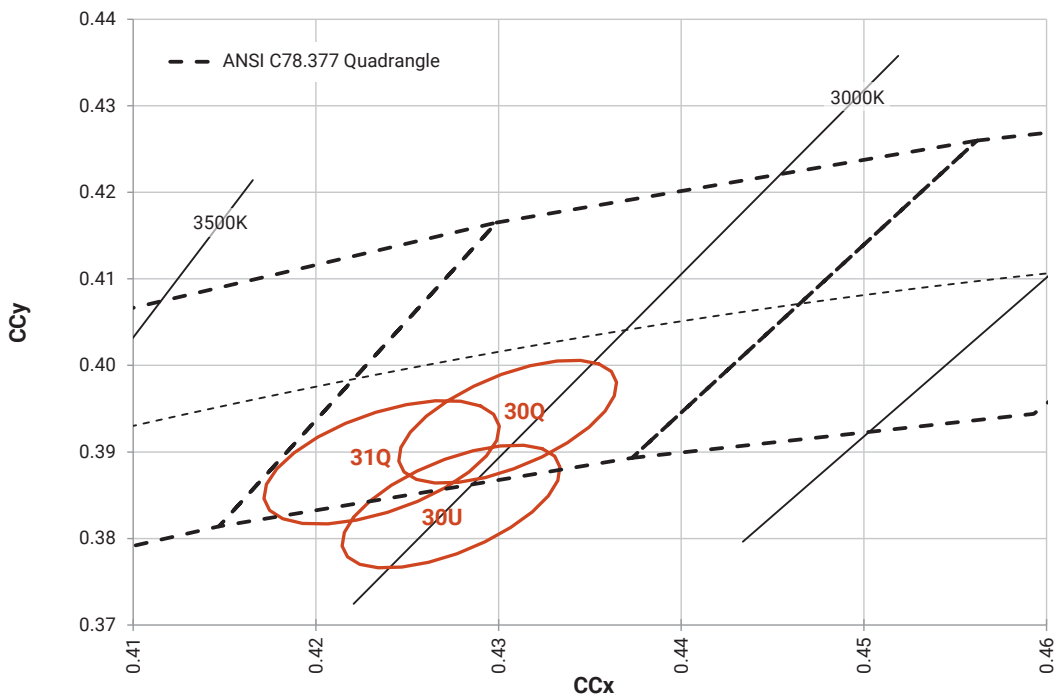
EASYWHITE® BINS PLOTTED ON THE 1931 CIE COLOR SPACE ($T_J = 85\text{ }^\circ\text{C}$)

PREMIUM COLOR BINS PLOTTED ON THE 1931 CIE COLOR SPACE ($T_j = 85^\circ\text{C}$)

Specialty (2-step)

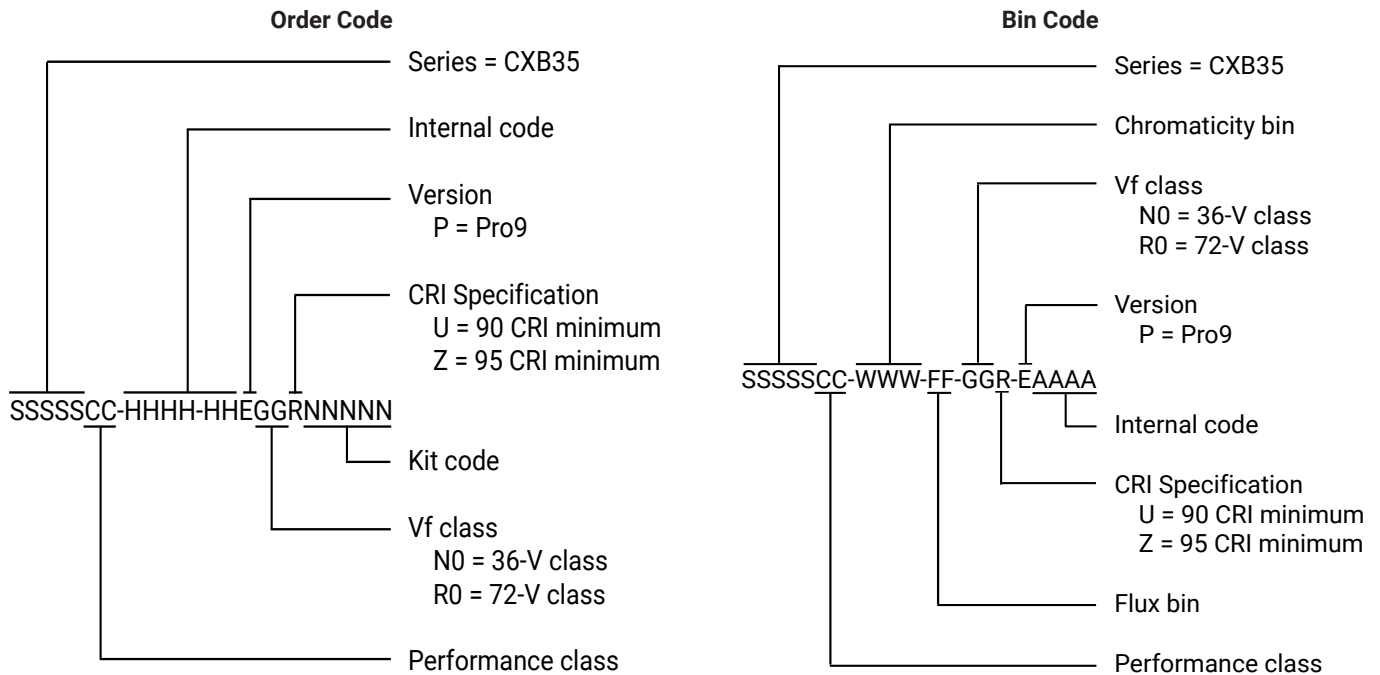


Specialty (3-step)



BIN AND ORDER CODE FORMATS

Bin codes and order codes are configured as follows:



MECHANICAL DIMENSIONS

Dimensions are in mm.

Tolerances unless otherwise

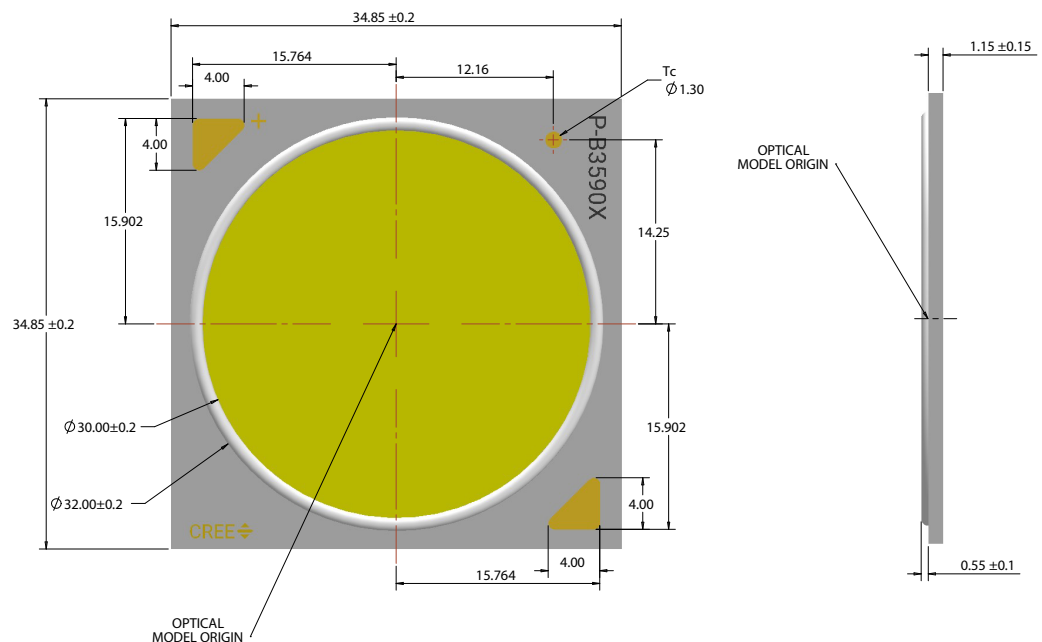
specified: ± 0.13

$x^\circ \pm 1^\circ$

Meaning of P-B3590X

P-B3590N = 36-V CXB3590 Pro9

P-B3590R = 72-V CXB3590 Pro9



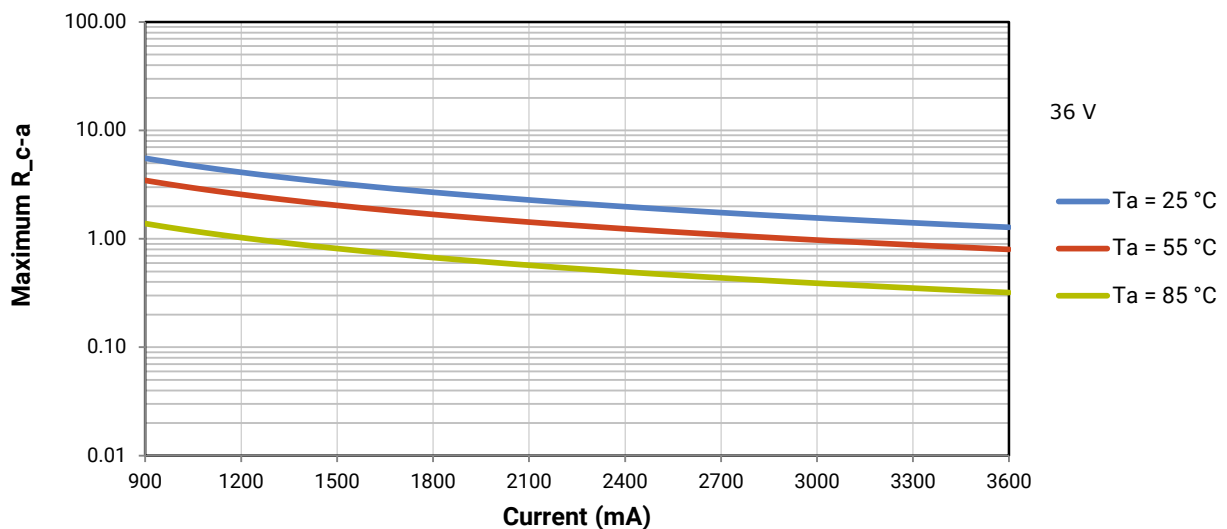
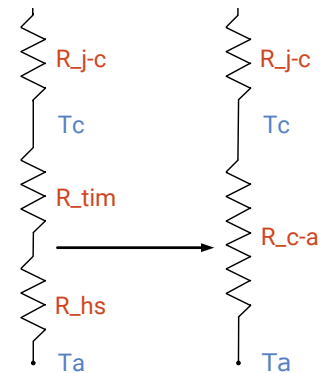
THERMAL DESIGN

The CXB family of LED arrays can include over a hundred different LED die inside one package, and thus over a hundred different junction temperatures (T_j). Cree LED has intentionally removed junction-temperature-based operating limits and replaced the commonplace maximum T_j calculations with maximum ratings based on forward current (I_f) and case temperature (T_c). No additional calculations are required to ensure that the CXB LED is being operated within its designed limits. LES temperature measurement provides additional verification of good thermal design. Please refer to page 22 for the Operating Limit specifications.

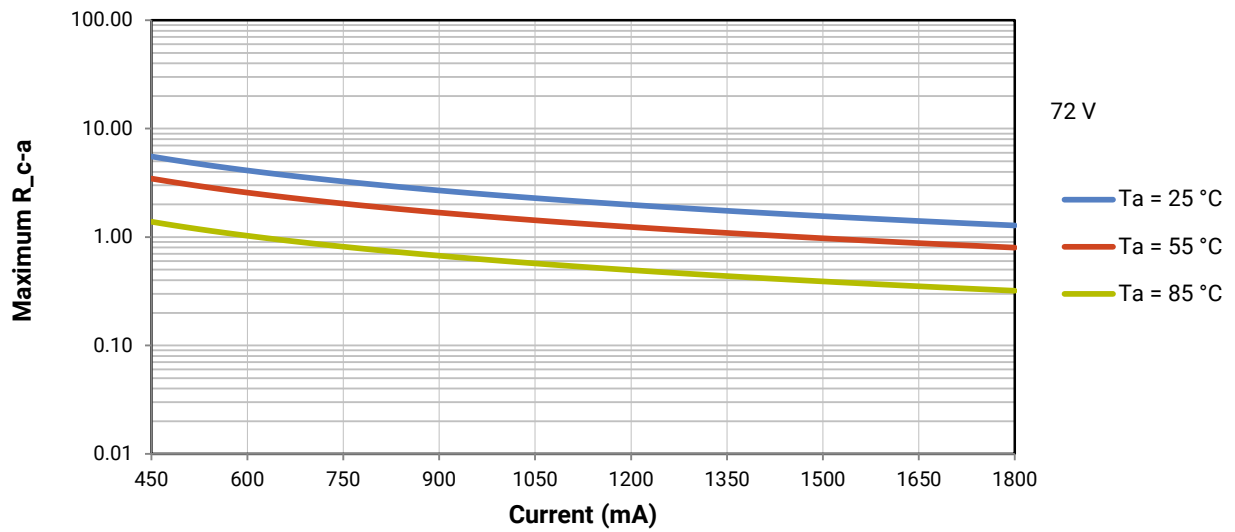
There is no need to calculate for T_j inside the package, as the thermal management design process, specifically from T_{sp} to ambient (T_a), remains identical to any other LED component. For more information on thermal management of XLamp LEDs, please refer to the [Thermal Management application note](#). For CXB soldering recommendations and more information on thermal interface materials (TIM), LES temperature measurement, and connection methods, please refer to the [XLamp CX Family LEDs soldering and handling document](#). The [CX Family LED Design Guide](#) provides basic information on the requirements to use XLamp CXB LEDs successfully in luminaire designs.

To keep the CXB3590 Pro9 LED at or below the maximum rated T_c , the case to ambient temperature thermal resistance (R_{c-a}) must be at or below the maximum R_{c-a} value shown on the following graphs, depending on the operating environment. The y-axis in each graph is a base 10 logarithmic scale.

As the figure at right shows, the R_{c-a} value is the sum of the thermal resistance of the TIM (R_{tim}) plus the thermal resistance of the heat sink (R_{hs}).



THERMAL DESIGN - CONTINUED



NOTES

LED Use

This LED may be used for general indoor and outdoor commercial lighting applications. Use of this LED in medical equipment, airfields, runways, aircraft, stage studios applications, information displays utilizing LCD Backlights and other emissive pixel display technology, or products intended for sale for residential end-use applications is prohibited ("Use Restrictions"). Purchaser of this LED must inform its downstream customers of the aforementioned Use Restrictions. If purchaser and/or customer of purchaser breaches the use restriction ("Breaching Party"), Cree LED must be timely notified of the breach and the Breaching Party must take reasonable measures to terminate the breach. Failure to timely cure such breach may result in Cree LED halting supply of LEDs to the breaching party.

Measurements

The luminous flux, radiant power, chromaticity, forward voltage and CRI measurements in this document are binning specifications only and solely represent product measurements as of the date of shipment. These measurements will change over time based on a number of factors that are not within Cree LED's control and are not intended or provided as operational specifications for the products. Calculated values are provided for informational purposes only and are not intended or provided as specifications.

Pre-Release Qualification Testing

Please read the [LED Reliability Overview](#) for details of the qualification process Cree LED applies to ensure long-term reliability for XLamp LEDs and details of Cree LED's pre-release qualification testing for XLamp LEDs.

Lumen Maintenance

Cree LED now uses standardized IES LM-80-08 and TM-21-11 methods for collecting long-term data and extrapolating LED lumen maintenance. For information on the specific LM-80 data sets available for this LED, refer to the public [LM-80 results document](#).

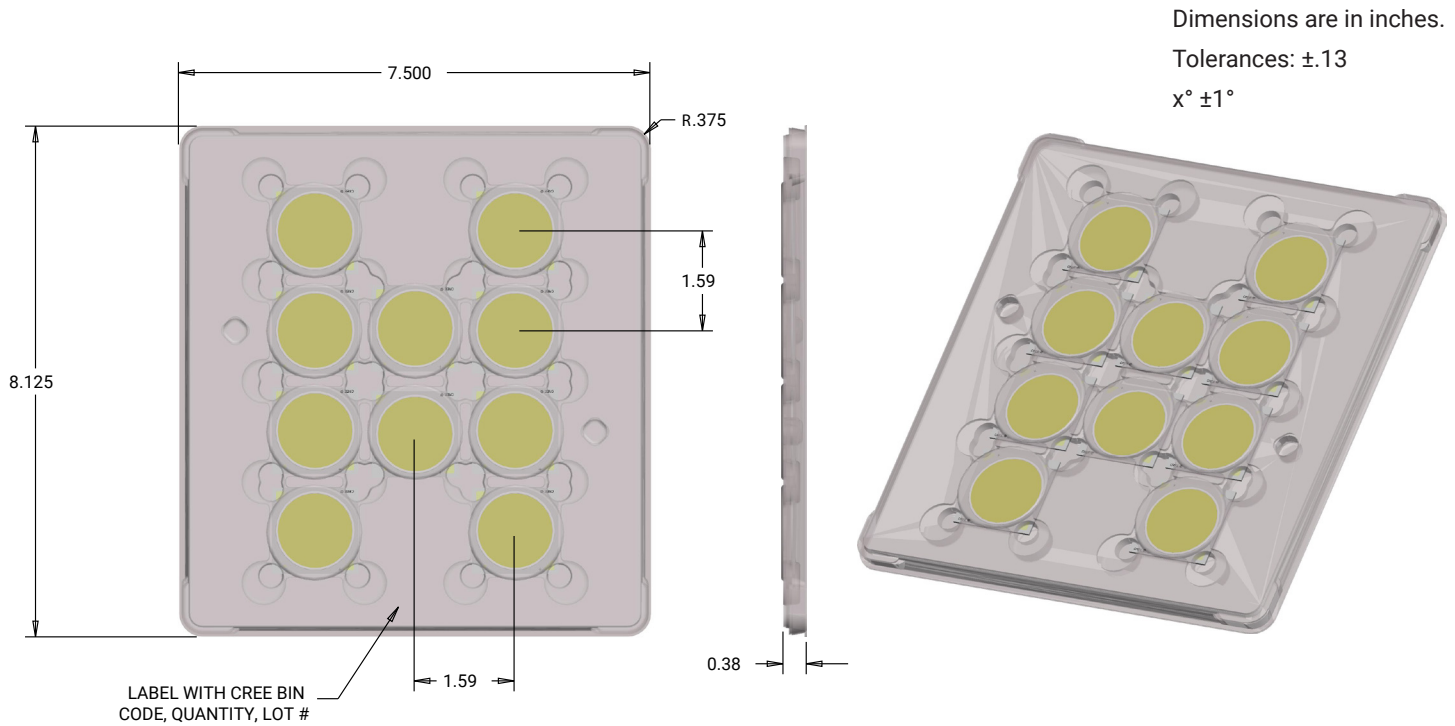
Please read the [Long-Term Lumen Maintenance application note](#) for more details on Cree LED's lumen maintenance testing and forecasting. Please read the [Thermal Management application note](#) for details on how thermal design, ambient temperature, and drive current affect the LED junction temperature.

Vision Advisory

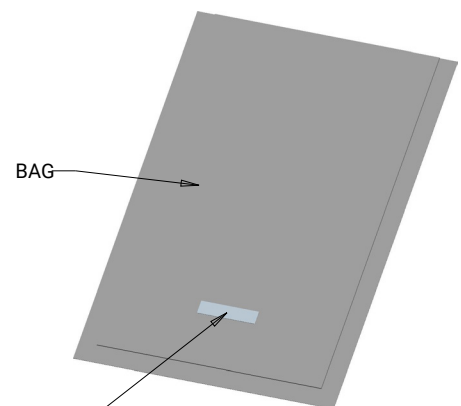
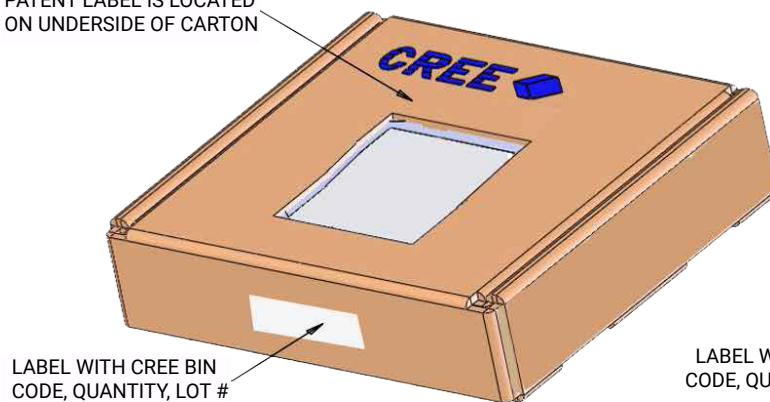
WARNING: Do not look at an exposed lamp in operation. Eye injury can result. For more information about LEDs and eye safety, please refer to the [LED Eye Safety application note](#).

PACKAGING

CXB3590 Pro9 LEDs are packaged in trays of 10. Five trays are sealed in an anti-static bag and placed inside a carton, for a total of 50 LEDs per carton. Each carton contains 50 LEDs from the same performance bin.



PATENT LABEL IS LOCATED
ON UNDERSIDE OF CARTON



LABEL WITH CREE BIN
CODE, QUANTITY, LOT #

Mouser Electronics

Authorized Distributor

Click to View Pricing, Inventory, Delivery & Lifecycle Information:

Cree LED:

[CXB3590-0000-00PN0U0A27G](#) [CXB3590-0000-00PN0U0A27H](#) [CXB3590-0000-00PN0U0A30G](#) [CXB3590-0000-00PN0U0A30H](#) [CXB3590-0000-00PN0U0A30Q](#) [CXB3590-0000-00PN0U0A30U](#) [CXB3590-0000-00PN0U0A31Q](#) [CXB3590-0000-00PN0U0A35G](#) [CXB3590-0000-00PN0U0A35H](#) [CXB3590-0000-00PN0U0A40G](#) [CXB3590-0000-00PN0U0A40H](#) [CXB3590-0000-00PN0U0A50G](#) [CXB3590-0000-00PN0Z0A27H](#) [CXB3590-0000-00PN0Z0A30H](#) [CXB3590-0000-00PN0Z0A35H](#) [CXB3590-0000-00PN0Z0A40H](#) [CXB3590-0000-00PN0Z0AL7C](#) [CXB3590-0000-00PR0U0A27G](#) [CXB3590-0000-00PR0U0A27H](#) [CXB3590-0000-00PR0U0A30G](#) [CXB3590-0000-00PR0U0A30H](#) [CXB3590-0000-00PR0U0A30Q](#) [CXB3590-0000-00PR0U0A30U](#) [CXB3590-0000-00PR0U0A31Q](#) [CXB3590-0000-00PR0U0A35G](#) [CXB3590-0000-00PR0U0A35H](#) [CXB3590-0000-00PR0U0A40G](#) [CXB3590-0000-00PR0U0A40H](#) [CXB3590-0000-00PR0U0A50G](#) [CXB3590-0000-00PR0Z0A27H](#) [CXB3590-0000-00PR0Z0A30H](#) [CXB3590-0000-00PR0Z0A35H](#) [CXB3590-0000-00PR0Z0A40H](#) [CXB3590-0000-00PR0Z0AL7C](#)