

XLamp® CMU1519 LED



PRODUCT DESCRIPTION

The XLamp® CMU LED family delivers industry-leading performance in commonly-available package and LES sizes. The CMU family delivers up to 10% higher LPW than the previous generation CMT family while retaining mechanical and optical compatibility with CMT. XLamp CMU LEDs are optimized for premium indoor lighting applications, including track, spot and downlight, as well as outdoor lighting.

FEATURES

- 14.5-mm optical source
- Available in 70-, 80-, 90-, and 95-minimum CRI options
- EasyWhite® 2-, 3- and 5-step binning
- Premium Color 2- and 3-step binning
- Forward voltage option: 36-V class
- 85 °C binning and characterization
- Maximum drive current: 1440 mA
- 115° viewing angle, uniform chromaticity profile
- Top-side solder connections
- RoHS and REACH compliant
- UL® recognized component (E349212)

TABLE OF CONTENTS

Characteristics	2
Operating Limits.....	2
Flux Characteristics, EasyWhite® Order Codes and Bins	3
Flux Characteristics, Premium Color Order Codes and Bins	4
Relative Spectral Power Distribution, EasyWhite® LEDs.....	5
Relative Spectral Power Distribution, Premium Color LEDs.....	6
Electrical Characteristics.....	8
Relative Luminous Flux.....	9
Typical Spatial Distribution.....	9
Performance Groups - Chromaticity	10
Premium Color Performance Groups - Chromaticity	11
EasyWhite® Bins Plotted on the 1931 CIE Color Space	12
Premium Color Bins Plotted on the 1931 CIE Color Space.....	13
Bin and Order Code Formats	15
Mechanical Dimensions	16
Thermal Design	17
Notes	18
Packaging	19



Cree LED / 4001 E. Hwy. 54, Suite 2000 / Durham, NC 27709 USA / +1.919.313.5330 / www.cree-led.com

CHARACTERISTICS

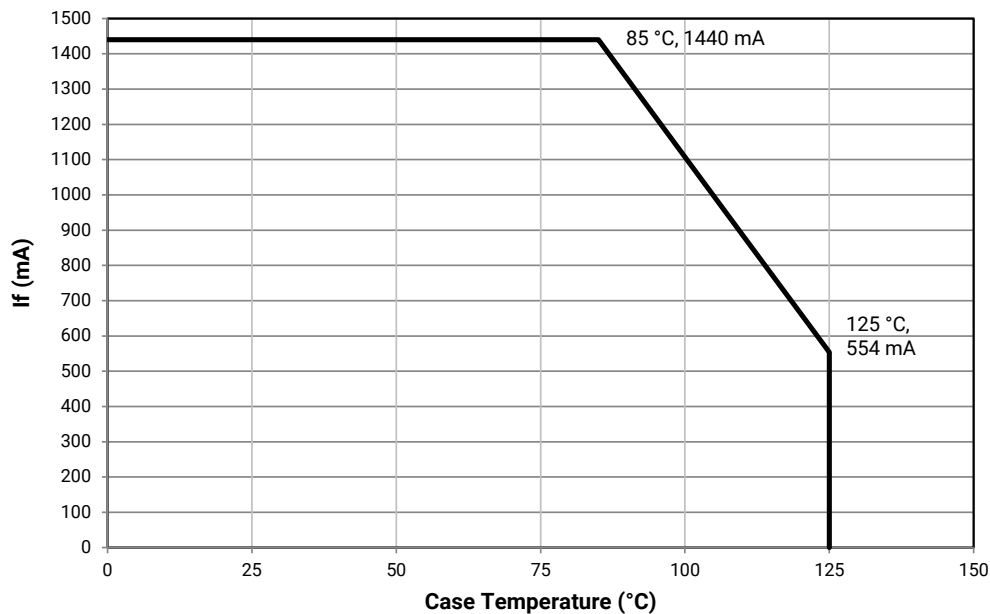
Characteristics	Unit	Minimum	Typical	Maximum
Viewing angle (FWHM)	degrees		115	
ESD withstand voltage (JEDEC JS-001-2012)	V		Class 3A	
DC forward current	mA			1440*
Reverse current	mA			0.1
Forward voltage (@ 540 mA, 85 °C)	V		33.6	37.5
Forward voltage (@ 540 mA, 25 °C)	V		34.3	38.2

* Refer to the Operating Limits section.

OPERATING LIMITS

The maximum current rating of the CMU1519 LED depends on the case temperature (T_c) when the LED has reached thermal equilibrium under steady-state operation. The graph shown below assumes that the system design employs good thermal management (thermal interface material and heat sink) and may vary when poor thermal management is employed. Either solder pad shown in the Mechanical Dimensions section on page 16 can be used as the T_c measurement point.

Another important factor in good thermal management is the temperature of the Light Emitting Surface (LES). Cree LED recommends a maximum LES temperature of 140 °C to ensure optimal LED lifetime. Please refer to the Thermal Design section on page 17 for more information on LES temperature measurement.



FLUX CHARACTERISTICS, EASYWHITE® ORDER CODES AND BINS ($I_F = 540 \text{ mA}$, $T_J = 85^\circ \text{C}$)

The following table provides order codes for XLamp CMU1519 LEDs. For a complete description of the order code nomenclature, please see the Bin and Order Code Formats section (page 15).

Nominal CCT	CRI		Minimum Luminous Flux (lm)	Typical Luminous Flux (lm)	2-Step		3-Step		5-Step	
	Min.	Typ			Group	Order Code	Group	Order Code	Group	Order Code
6500 K	70	73	3161	3482					65E	CMU1519-0000-000N0B0A65E
	80	82	2896	3252			65G	CMU1519-0000-000N0H0A65G		
5700 K	70	73	3142	3462					57E	CMU1519-0000-000N0B0A57E
	80	82	2879	3233			57G	CMU1519-0000-000N0H0A57G		
	90	92	2499	2834			57G	CMU1519-0000-000N0U0A57G		
5000 K	70	73	3137	3455					50E	CMU1519-0000-000N0B0A50E
	80	82	2874	3228			50G	CMU1519-0000-000N0H0A50G		
	90	92	2466	2797			50G	CMU1519-0000-000N0U0A50G		
4000 K	70	73	3100	3448					40E	CMU1519-0000-000N0B0A40E
	80	82	2840	3221	40H	CMU1519-0000-000N0H0A40H	40G	CMU1519-0000-000N0H0A40G		
	90	92	2443	2770	40H	CMU1519-0000-000N0U0A40H	40G	CMU1519-0000-000N0U0A40G		
3500 K	80	82	2816	3163	35H	CMU1519-0000-000N0H0A35H	35G	CMU1519-0000-000N0H0A35G		
	90	92	2442	2742	35H	CMU1519-0000-000N0U0A35H	35G	CMU1519-0000-000N0U0A35G		
3000 K	70	73	3022	3329					30E	CMU1519-0000-000N0B0A30E
	80	82	2768	3139	30H	CMU1519-0000-000N0H0A30H	30G	CMU1519-0000-000N0H0A30G		
	90	92	2408	2679	30H	CMU1519-0000-000N0U0A30H	30G	CMU1519-0000-000N0U0A30G		
2700 K	80	82	2658	3014	27H	CMU1519-0000-000N0H0A27H	27G	CMU1519-0000-000N0H0A27G		
	90	92	2314	2549	27H	CMU1519-0000-000N0U0A27H	27G	CMU1519-0000-000N0U0A27G		
2200 K	80	82	2341	2629			22G	CMU1519-0000-000N0H0A22G		

Notes

- Cree LED maintains a tolerance of $\pm 7\%$ on flux and power measurements, ± 0.005 on chromaticity (CCx, CCy) measurements and a tolerance of ± 2 on CRI measurements. See the Measurements section (page 18).
- For 80 CRI minimum LEDs, CRI R9 minimum is 0 with a ± 2 tolerance. For 90 CRI minimum LEDs, CRI R9 typical is 60.

FLUX CHARACTERISTICS, PREMIUM COLOR ORDER CODES AND BINS ($I_F = 540 \text{ mA}$, $T_J = 85^\circ \text{C}$)

Fidelity

Nominal CCT	CRI*		Minimum Luminous Flux (lm)	Typical Luminous Flux (lm)	2-Step	
	Min.	Typ			Group	Order Code
4000 K	95	98	2206	2571	40H	CMU1519-0000-000N0Z0A40H
3500 K	95	98	2195	2465	35H	CMU1519-0000-000N0Z0A35H
3000 K	95	98	2131	2416	30H	CMU1519-0000-000N0Z0A30H
2700 K	95	98	2030	2258	27H	CMU1519-0000-000N0Z0A27H

Specialty

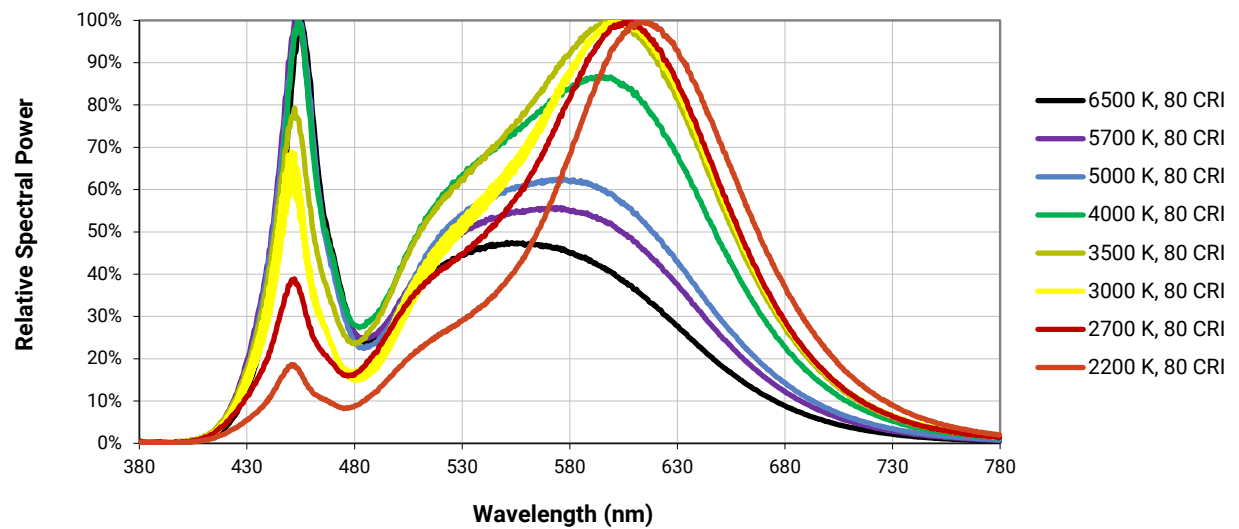
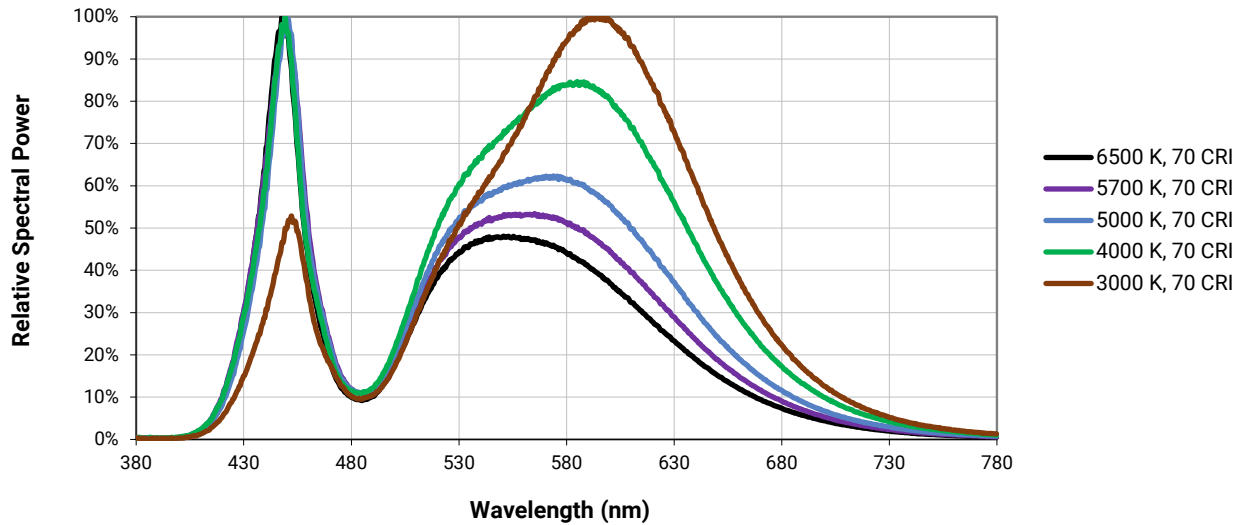
Nominal CCT	CRI		Minimum Luminous Flux (lm)	Typical Luminous Flux (lm)	2-Step		3-Step			
	Min.	Typ			Group	Order Code	Group	Order Code	Group	Order Code
3100 K	90	92	2300	2633			31Q	CMU1519-0000-000N0U0A31Q		
3000 K	90	92	2360	2702			30Q	CMU1519-0000-000N0U0A30Q		
	90	92	2264	2592					30U	CMU1519-0000-000N0U0A30U
	95	98	2040	2234	L7C	CMU1519-0000-000N0Z0AL7C				

Notes

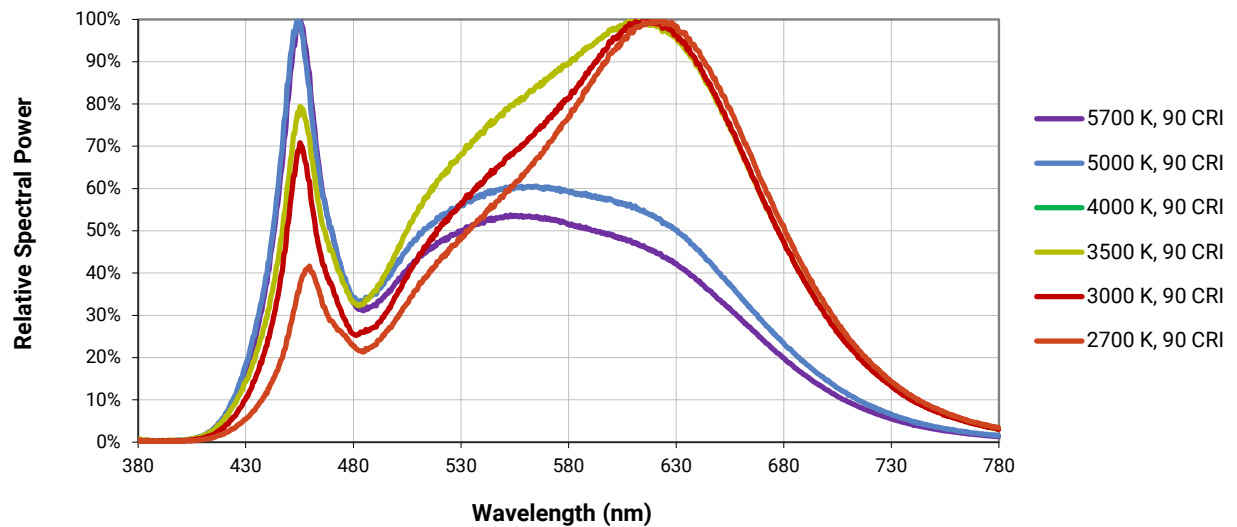
- Cree LED maintains a tolerance of $\pm 7\%$ on flux and power measurements, ± 0.005 on chromaticity (CCx, CCy) measurements and a tolerance of ± 2 on CRI measurements. See the Measurements section (page 18).
- For 80 CRI minimum LEDs, CRI R9 minimum is 0 with a ± 2 tolerance. For 90 CRI minimum LEDs, CRI R9 typical is 60.

RELATIVE SPECTRAL POWER DISTRIBUTION, EASYWHITE® LEDS

The following graphs are the result of a series of pulsed measurements at 540 mA and $T_j = 85^\circ\text{C}$.



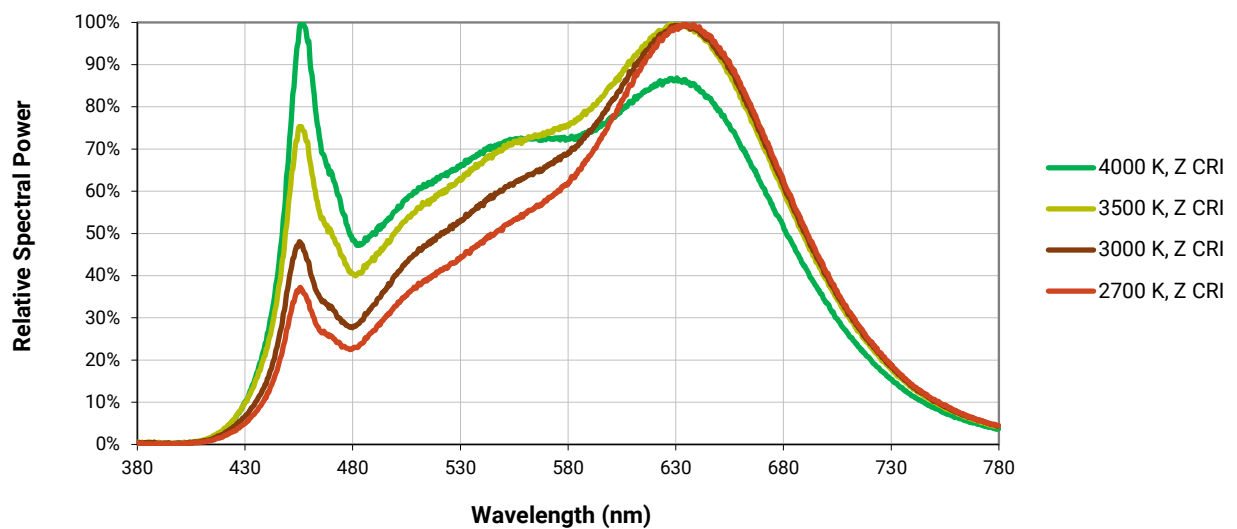
RELATIVE SPECTRAL POWER DISTRIBUTION, EASYWHITE® LEDs - CONTINUED



RELATIVE SPECTRAL POWER DISTRIBUTION, PREMIUM COLOR LEDs

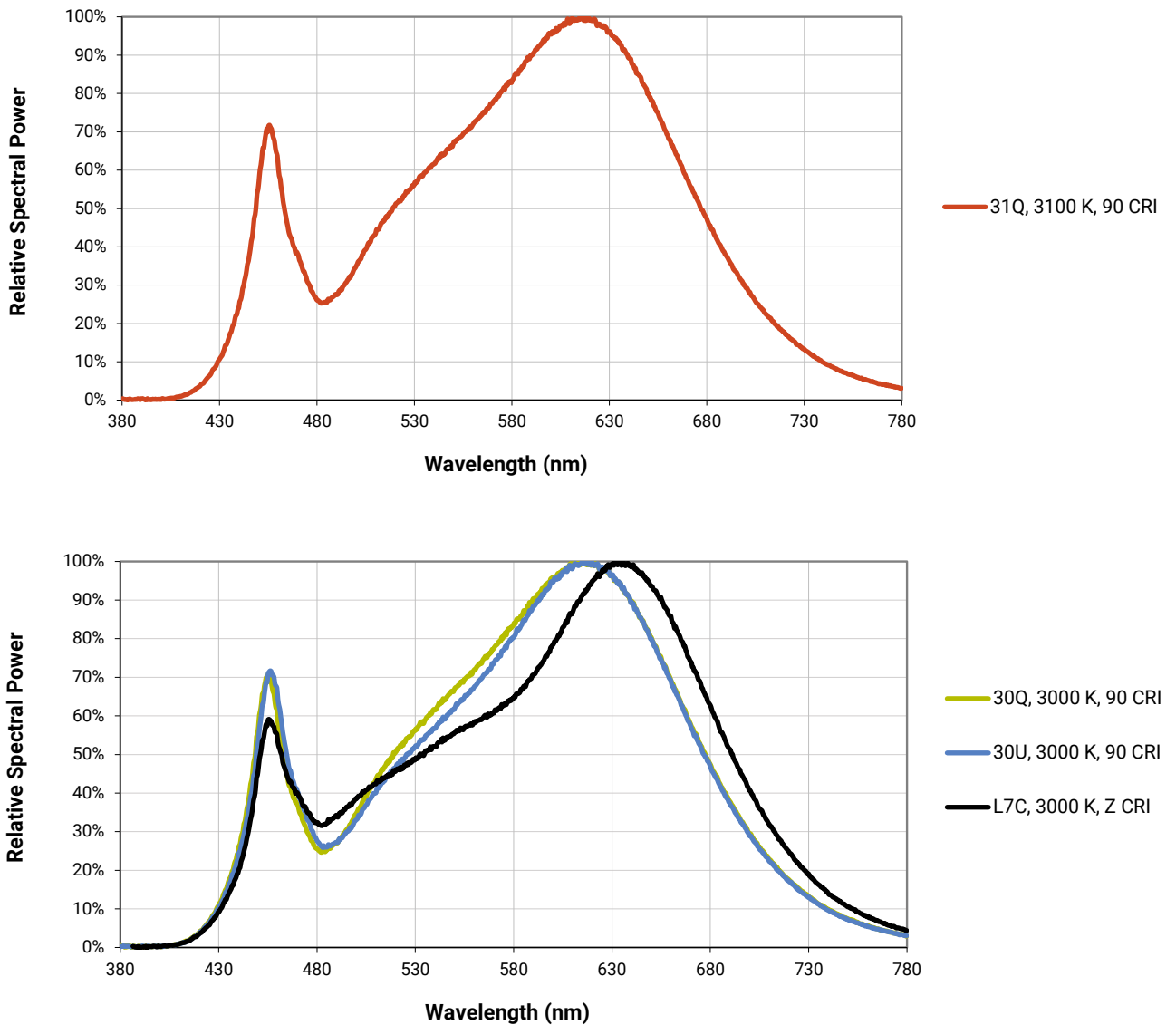
The following graphs are the result of a series of pulsed measurements at 540 mA and $T_j = 85^\circ\text{C}$.

Fidelity



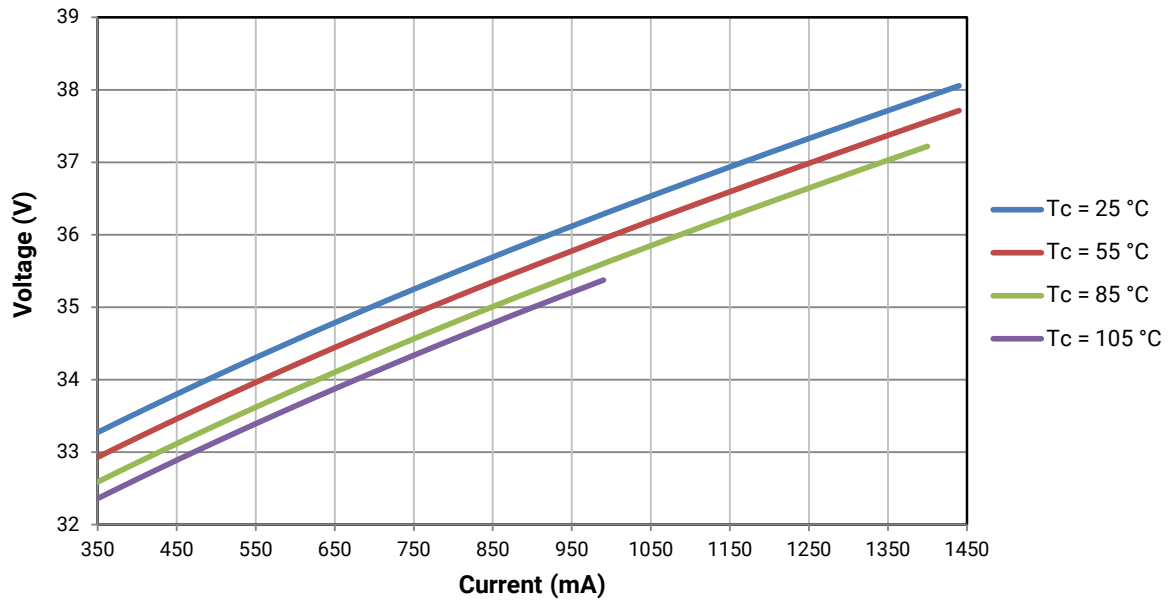
RELATIVE SPECTRAL POWER DISTRIBUTION, PREMIUM COLOR LEDS - CONTINUED

Specialty



ELECTRICAL CHARACTERISTICS

The following graph is the result of a series of steady-state measurements.

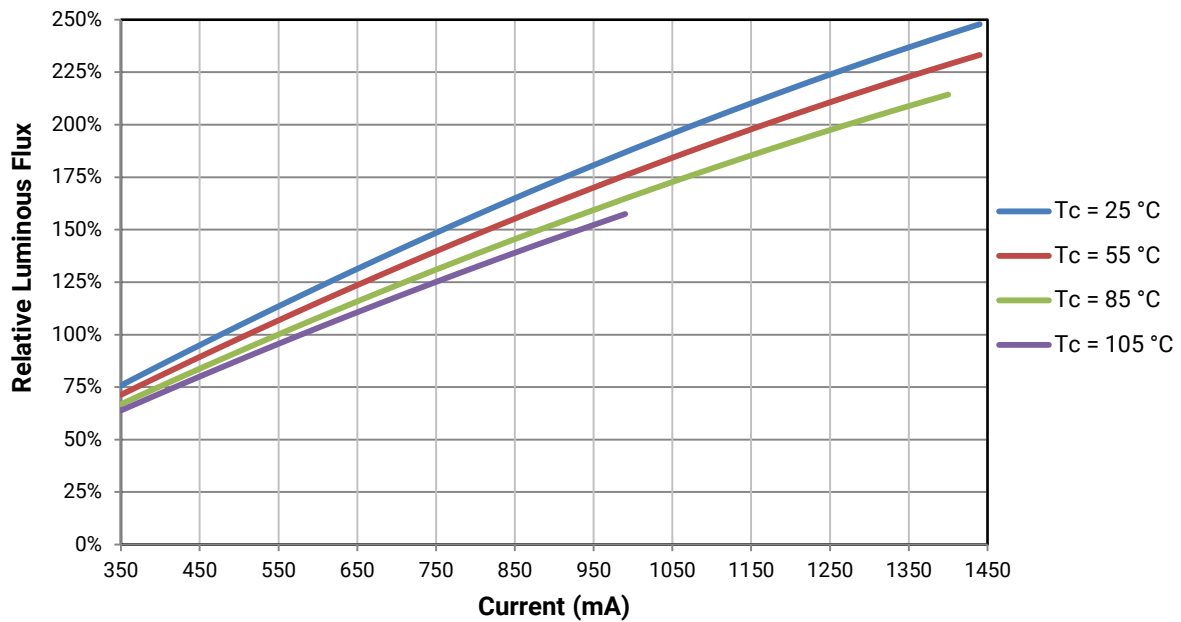


RELATIVE LUMINOUS FLUX

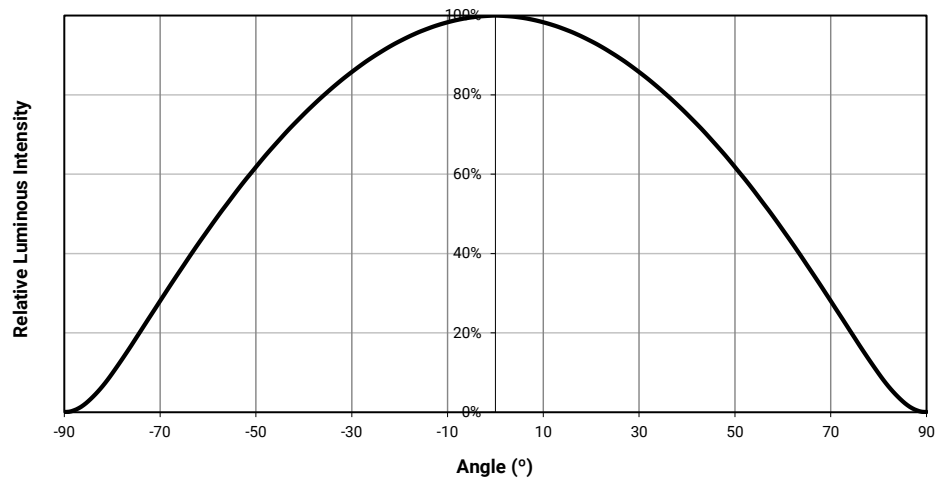
The relative luminous flux values provided below are the ratio of:

- Measurements of CMU1519 at steady-state operation at the given conditions, divided by
- Flux measured during binning, which is a pulsed measurement at 540 mA at $T_j = 85^\circ\text{C}$.

For example, at steady-state operation of $T_c = 25^\circ\text{C}$, $I_F = 750\text{ mA}$, the relative luminous flux ratio is 150% in the chart below. A CMU1519 LED that measures 3014 lm during binning will deliver 4521 lm (3014×1.5) at steady-state operation of $T_c = 25^\circ\text{C}$, $I_F = 750\text{ mA}$.



TYPICAL SPATIAL DISTRIBUTION



PERFORMANCE GROUPS - CHROMATICITY ($T_j = 85\text{ }^{\circ}\text{C}$)

XLamp CMU1519 LEDs are tested for chromaticity and placed into one of the regions defined by the following bounding coordinates.

EasyWhite Color Temperatures – 2-Step			
Code	CCT	x	y
40H	4000 K	0.3777	0.3739
		0.3797	0.3816
		0.3861	0.3855
		0.3838	0.3777
35H	3500 K	0.4022	0.3858
		0.4053	0.3942
		0.4125	0.3977
		0.4091	0.3891
30H	3000 K	0.4287	0.3975
		0.4328	0.4064
		0.4390	0.4086
		0.4347	0.3996
27H	2700 K	0.4524	0.4048
		0.4574	0.4140
		0.4633	0.4154
		0.4581	0.4062

EasyWhite Color Temperatures – 3-Step Ellipse						
Bin Code	CCT	Center Point		Major Axis	Minor Axis	Rotation Angle (°)
		x	y	a	b	
65G	6500 K	0.3123	0.3282	0.00666	0.00330	61.0
57G	5700 K	0.3287	0.3417	0.00738	0.00360	72.0
50G	5000 K	0.3447	0.3553	0.00840	0.00312	65.0
40G	4000 K	0.3818	0.3797	0.00939	0.00402	53.7
35G	3500 K	0.4073	0.3917	0.00927	0.00414	54.0
31Q	3100 K	0.4236	0.3888	0.00848	0.00455	50.3
30G	3000 K	0.4338	0.4030	0.00834	0.00408	53.2
30Q	3000 K	0.4305	0.3935	0.00834	0.00408	53.2
30U	3000 K	0.4274	0.3837	0.00834	0.00408	53.2
27G	2700 K	0.4577	0.4099	0.00834	0.00420	48.5
22G	2200 K	0.5066	0.4158	0.00980	0.00480	45.5

PERFORMANCE GROUPS - CHROMATICITY ($T_j = 85^\circ\text{C}$) - CONTINUED

EasyWhite Color Temperatures – 5-Step Ellipse						
Bin Code	CCT	Center Point		Major Axis	Minor Axis	Rotation Angle (°)
		x	y	a	b	
65E	6500 K	0.3123	0.3282	0.01110	0.00550	61.0
57E	5700 K	0.3287	0.3417	0.01230	0.00600	72.0
50E	5000 K	0.3447	0.3553	0.01400	0.00520	65.0
40E	4000 K	0.3818	0.3797	0.01565	0.00670	53.7
30E	3000 K	0.4338	0.4030	0.01390	0.00680	53.2

PREMIUM COLOR PERFORMANCE GROUPS - CHROMATICITY ($T_j = 85^\circ\text{C}$)

XLamp CMU1519 LEDs are tested for chromaticity and placed into one of the regions defined by the following bounding coordinates.

Fidelity

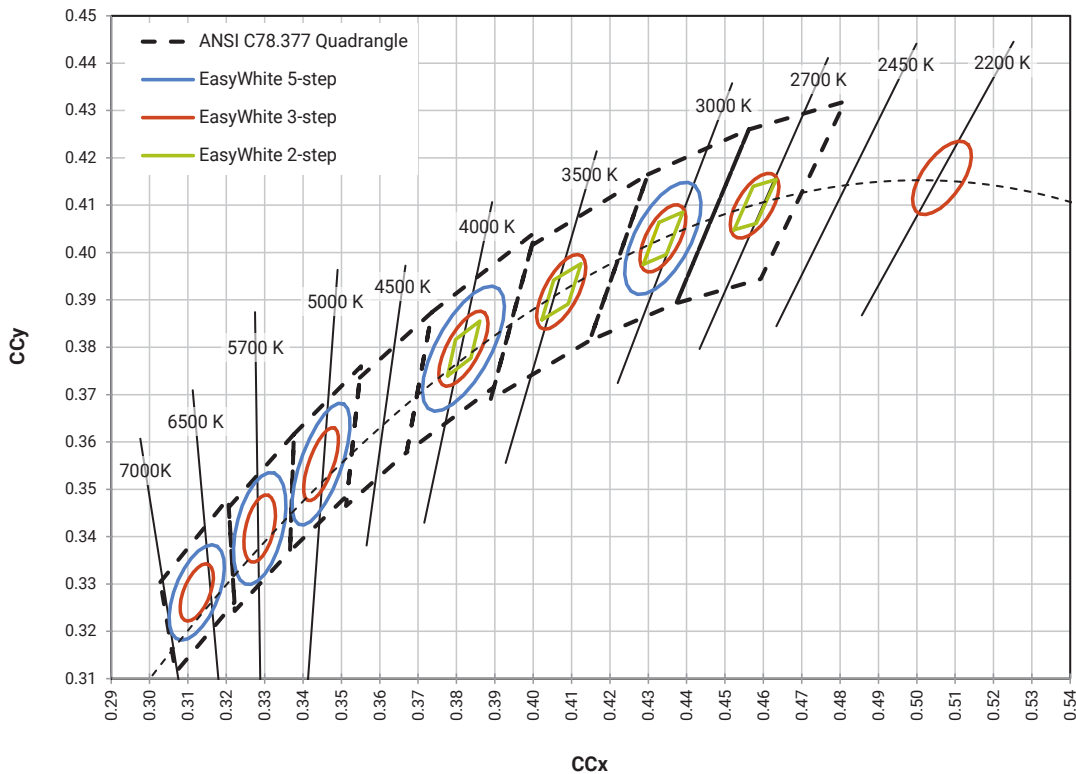
EasyWhite Color Temperatures – 2-Step			
Code	CCT	x	y
40H	4000 K	0.3777	0.3739
		0.3797	0.3816
		0.3861	0.3855
		0.3838	0.3777
35H	3500 K	0.4022	0.3858
		0.4053	0.3942
		0.4125	0.3977
		0.4091	0.3891
30H	3000 K	0.4287	0.3975
		0.4328	0.4064
		0.4390	0.4086
		0.4347	0.3996
27H	2700 K	0.4524	0.4048
		0.4574	0.4140
		0.4633	0.4154
		0.4581	0.4062

PREMIUM COLOR PERFORMANCE GROUPS - CHROMATICITY ($T_j = 85^\circ\text{C}$) - CONTINUED

Specialty

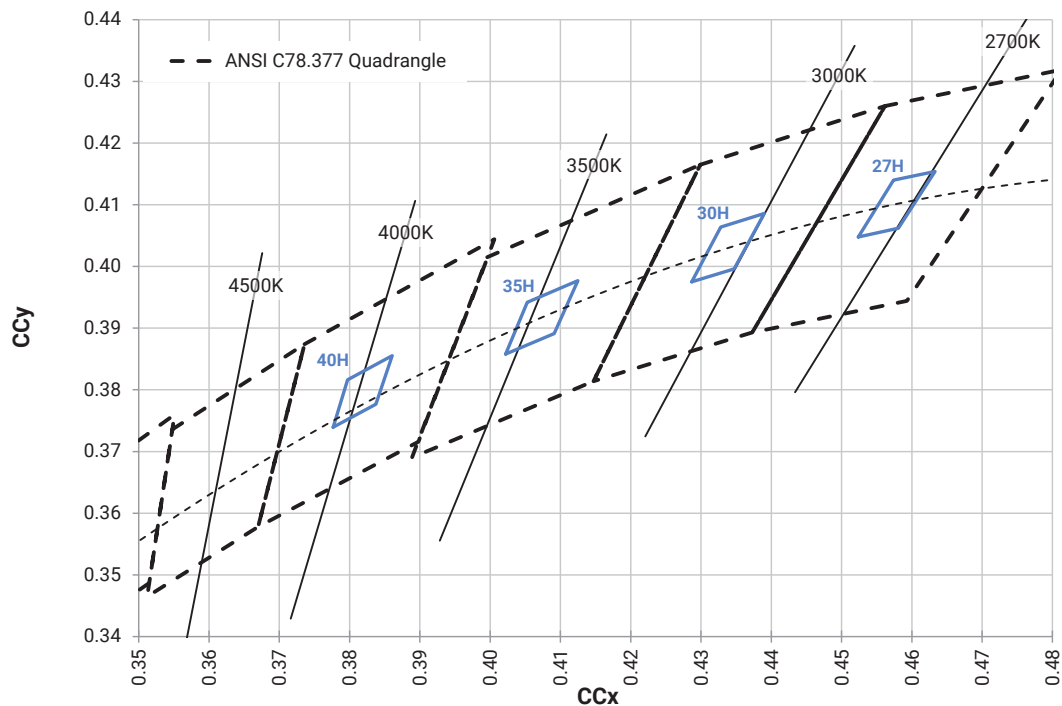
EasyWhite Color Temperatures – 2-Step			
Code	CCT	x	y
L7C	3000 K	0.4192	0.3754
		0.4224	0.3823
		0.4291	0.3847
		0.4257	0.3777

EasyWhite Color Temperatures – 3-Step Ellipse						
Bin Code	CCT	Center Point		Major Axis	Minor Axis	Rotation Angle (°)
		x	y	a	b	
31Q	3100 K	0.4236	0.3888	0.00848	0.00455	50.3
30Q	3000 K	0.4305	0.3935	0.00834	0.00408	53.2
30U	3000 K	0.4274	0.3837	0.00834	0.00408	53.2

EASYWHITE® BINS PLOTTED ON THE 1931 CIE COLOR SPACE ($T_j = 85^\circ\text{C}$)

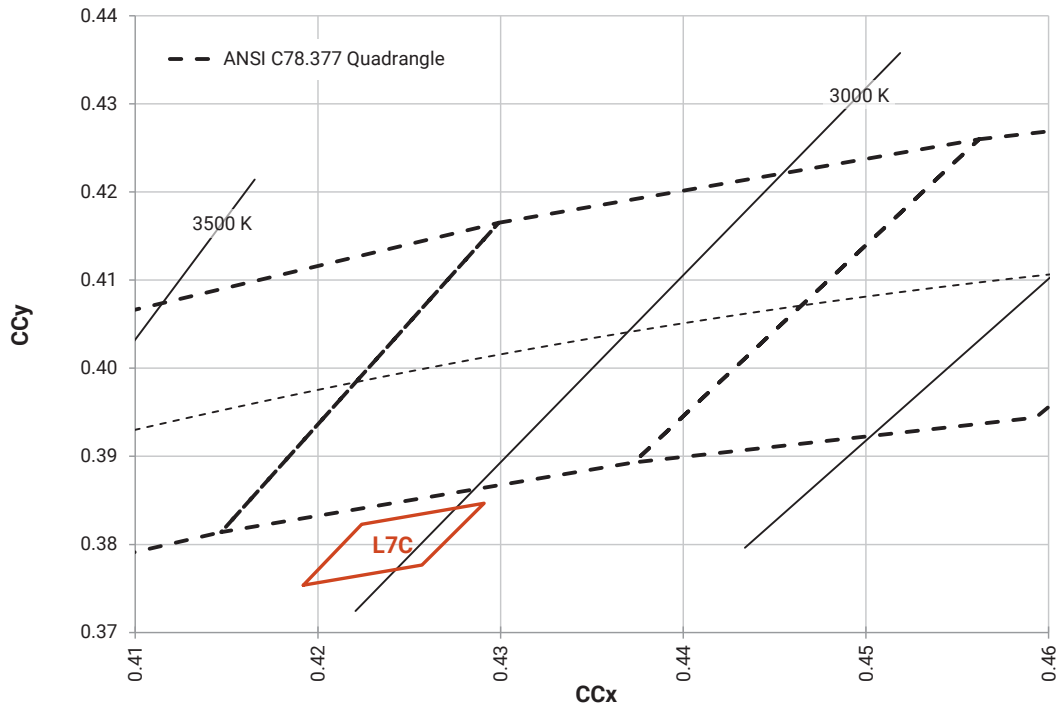
PREMIUM COLOR BINS PLOTTED ON THE 1931 CIE COLOR SPACE ($T_j = 85^\circ\text{C}$)

Fidelity (2-step)

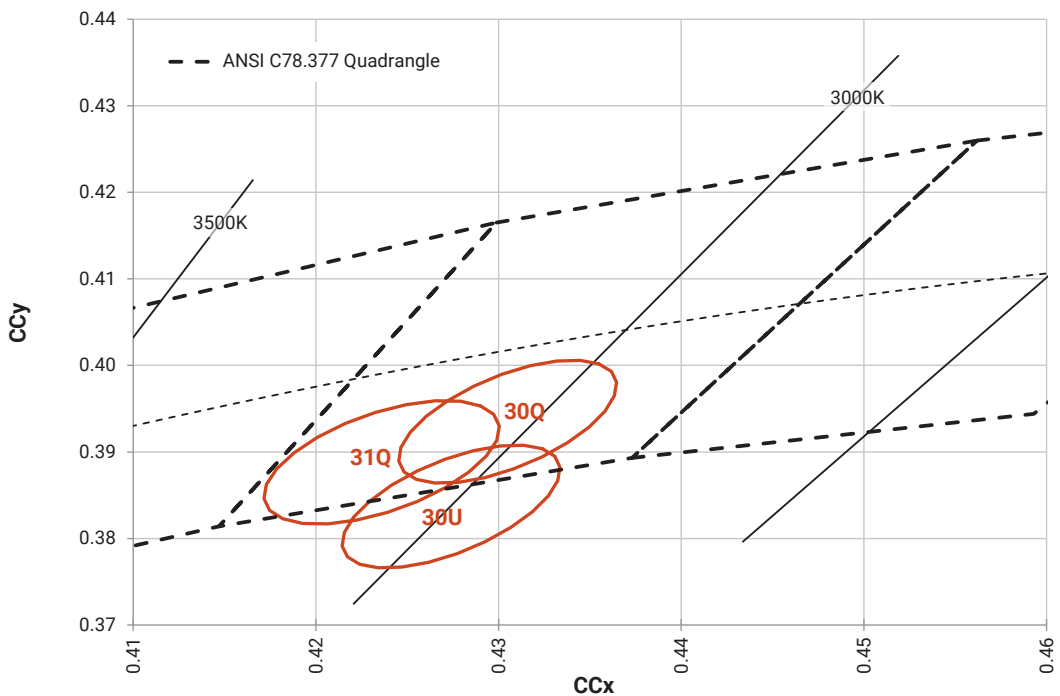


PREMIUM COLOR BINS PLOTTED ON THE 1931 CIE COLOR SPACE ($T_j = 85^\circ\text{C}$) - CONTINUED

Speciality (2-step)

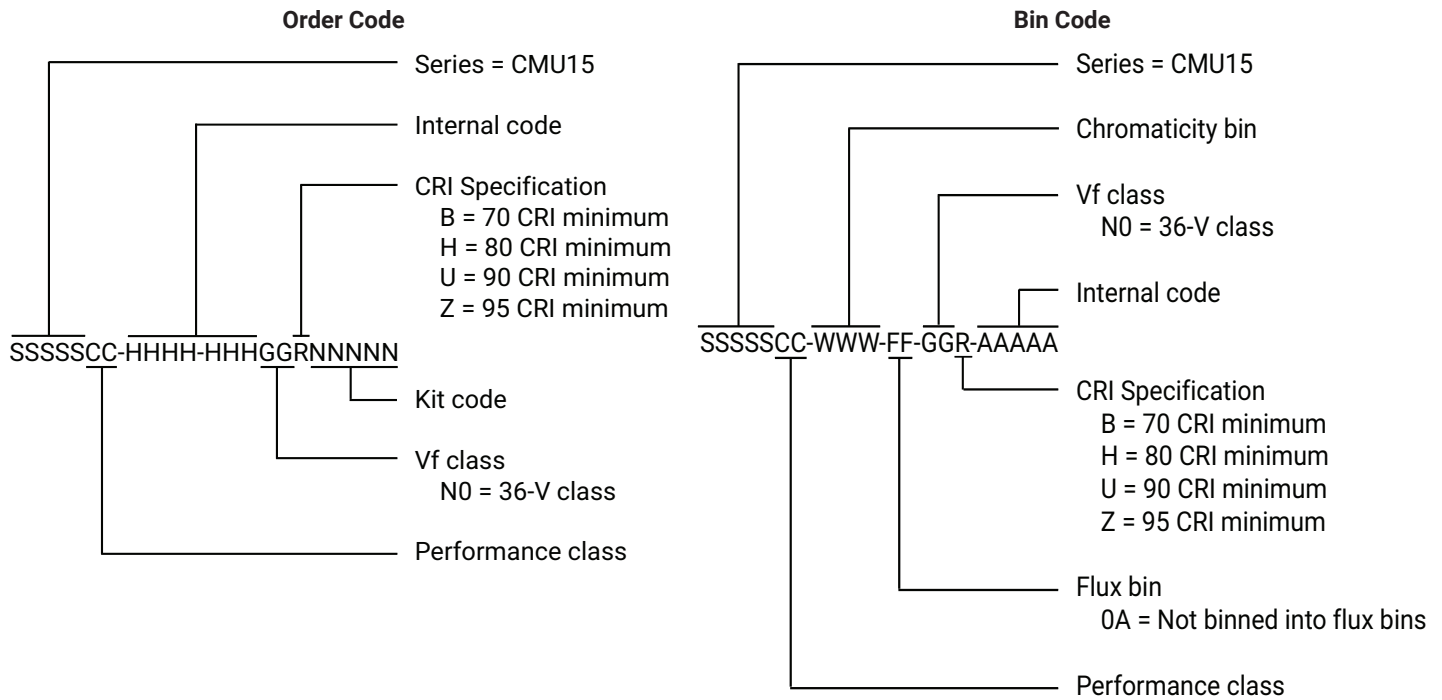


Speciality (3-step)



BIN AND ORDER CODE FORMATS

Bin codes and order codes are configured as follows:



MECHANICAL DIMENSIONS

Dimensions are in mm.

Tolerances unless otherwise specified: ± 0.13

$\alpha^\circ \pm 1^\circ$

Meaning of LED marking

U1519N = 36-V CMU1519

$X_1 X_2 X_3 X_4 X_5$

X1 CCT

1 = 6500 K

2 = 5700 K

3 = 5000 K

5 = 4000 K

6 = 3500 K

7 = 3000 K

8 = 2700 K

A = 2200 K

X2

M = EasyWhite LED on
the black-body line

Q = Specialty LED below
the black-body line

U = Specialty LED below
the black-body line

X3 Flux bin

X4

0A = Not binned into flux
bins

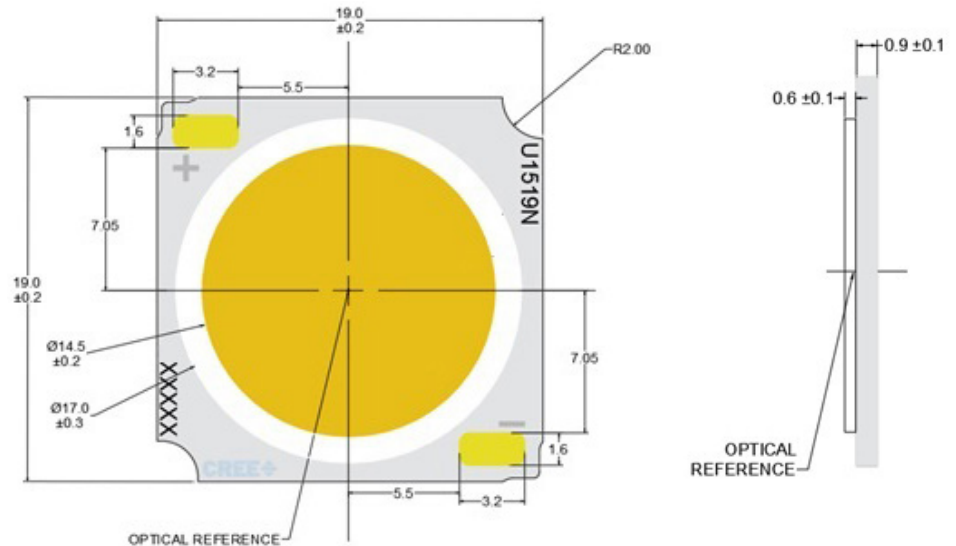
X5 CRI

B = 70 CRI min

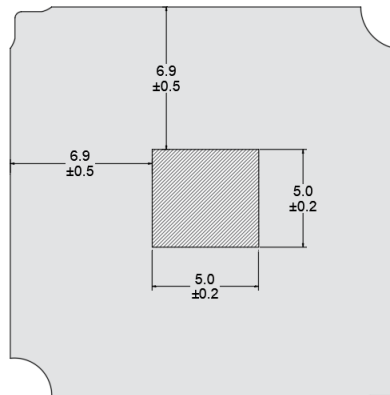
H = 80 CRI min

U = 90 CRI min

Z = 95 CRI min



To assist in identifying the LED, CMU1519 LEDs provide a 2D barcode, positioned on the back of the LED, as shown in the following diagram. For a complete description of the bar code format, please refer to the [XLamp CM Family LEDs soldering and handling document](#).



Tc measurement point: either the anode or cathode solder pad

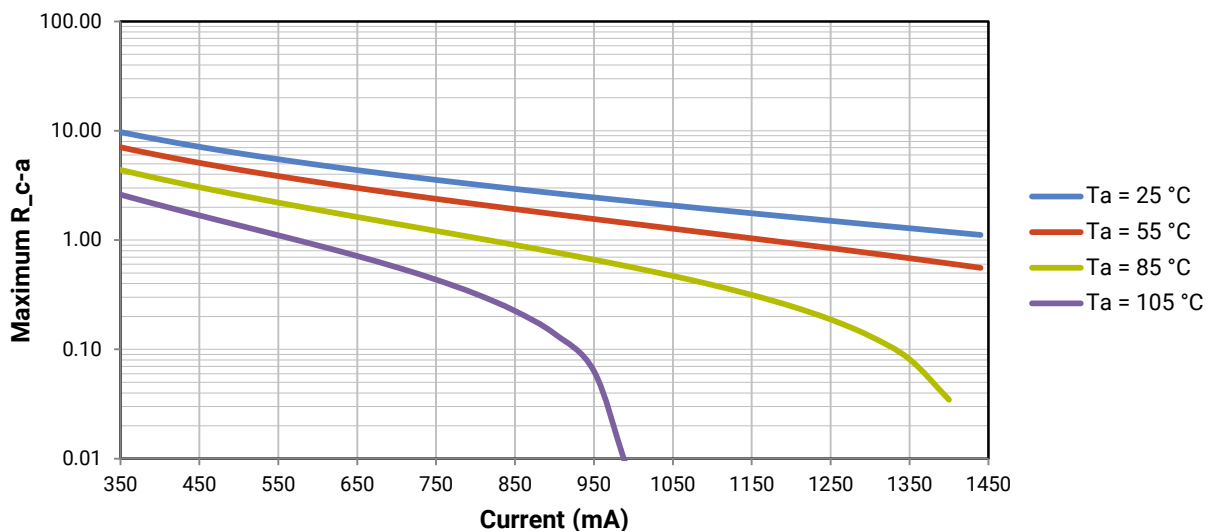
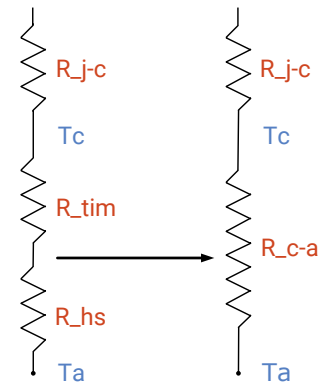
THERMAL DESIGN

The CMU family of LED arrays can include over a hundred different LED die inside one package, and thus over a hundred different junction temperatures (T_J). Cree LED has intentionally removed junction-temperature-based operating limits and replaced the commonplace maximum T_J calculations with maximum ratings based on forward current (I_F) and case temperature (T_C). No additional calculations are required to ensure the CMU LED is being operated within its designed limits. LES temperature measurement provides additional verification of good thermal design. Please refer to page 2 for the Operating Limit specification.

There is no need to calculate for T_J inside the package, as the thermal management design process, specifically from solder point (TSP) to ambient (T_a), remains identical to any other LED component. For more information on thermal management of XLamp LEDs, please refer to the [Thermal Management application note](#). For CMU soldering recommendations and more information on thermal interface materials (TIM), LES temperature measurement, and connection methods, please refer to the [XLamp CM Family LEDs soldering and handling document](#).

To keep the CMU1519 LED at or below the maximum rated T_C , the case to ambient temperature thermal resistance (R_{C-a}) must be at or below the maximum R_{C-a} value shown on the following graph, depending on the operating environment. The y-axis in the graph is a base 10 logarithmic scale.

As the figure at right shows, the R_{C-a} value is the sum of the thermal resistance of the TIM (R_{tim}) plus the thermal resistance of the heat sink (R_{hs}).



NOTES

Measurements

The luminous flux, radiant power, chromaticity, forward voltage and CRI measurements in this document are binning specifications only and solely represent product measurements as of the date of shipment. These measurements will change over time based on a number of factors that are not within Cree LED's control and are not intended or provided as operational specifications for the products. Calculated values are provided for informational purposes only and are not intended or provided as specifications.

Pre-Release Qualification Testing

Please read the [LED Reliability Overview](#) for details of the qualification process Cree LED applies to ensure long-term reliability for XLamp LEDs and details of Cree LED's pre-release qualification testing for XLamp LEDs. Cree LED did not perform Room Temperature Operating Life (RTOL) testing on the CMU1519 LED.

Lumen Maintenance

Cree LED now uses standardized IES LM-80-08 and TM-21-11 methods for collecting long-term data and extrapolating LED lumen maintenance. For information on the specific LM-80 data sets available for this LED, refer to the public [LM-80 results document](#).

Please read the [Long-Term Lumen Maintenance application note](#) for more details on Cree LED's lumen maintenance testing and forecasting. Please read the [Thermal Management application note](#) for details on how thermal design, ambient temperature, and drive current affect the LED junction temperature.

RoHS Compliance

The levels of RoHS restricted materials in this product are below the maximum concentration values (also referred to as the threshold limits) permitted for such substances, or are used in an exempted application, in accordance with EU Directive 2011/65/EC (RoHS2), as implemented January 2, 2013. RoHS Declarations for this product can be obtained from your Cree LED representative or from the [Product Ecology](#) section of the Cree LED website.

REACH Compliance

REACH substances of very high concern (SVHCs) information is available for this product. Since the European Chemical Agency (ECHA) has published notice of their intent to frequently revise the SVHC listing for the foreseeable future, please contact a Cree LED representative to insure you get the most up-to-date REACH SVHC Declaration. REACH banned substance information (REACH Article 67) is also available upon request.

UL® Recognized Component

This product meets the requirements to be considered a UL Recognized Component with Level 4 enclosure consideration. The LED package or a portion thereof has been investigated as a fire and electrical enclosure per ANSI/UL 8750.

Vision Advisory

WARNING: Do not look at an exposed lamp in operation. Eye injury can result. For more information about LEDs and eye safety, please refer to the [LED Eye Safety application note](#).

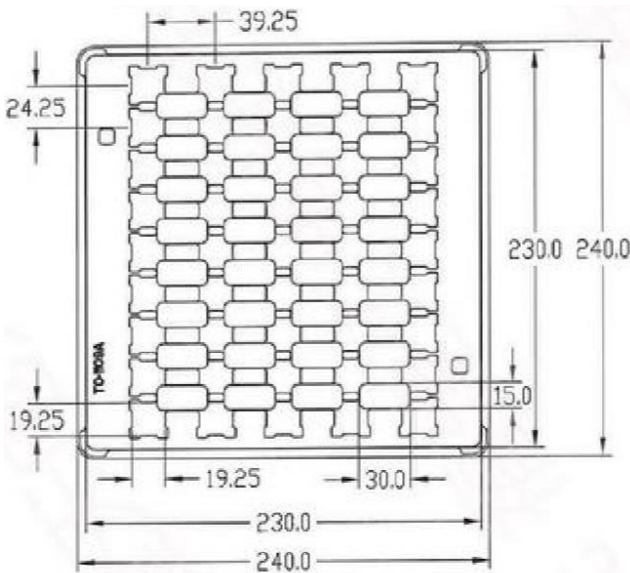
PACKAGING

CMU1519 LEDs are packaged in trays of 45. Five trays are sealed in an anti-static bag and placed inside an inner box, for a total of 225 LEDs per box. Each box contains LEDs from the same performance bin. Eight boxes are placed inside a carton, for a total of 1,800 LEDs per carton.

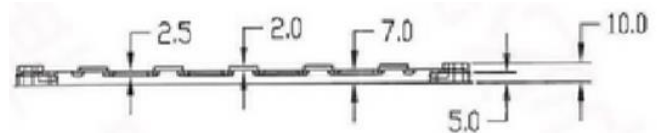
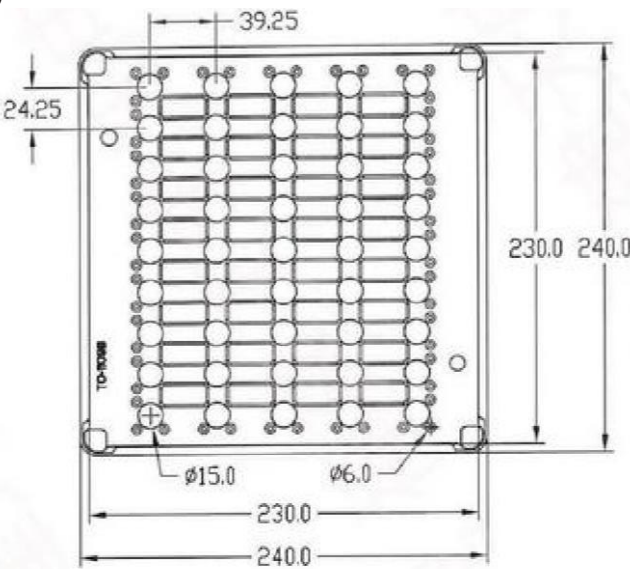
Dimensions are in mm.

Tolerances: ± 0.5 mm

Load Tray



Upper Tray



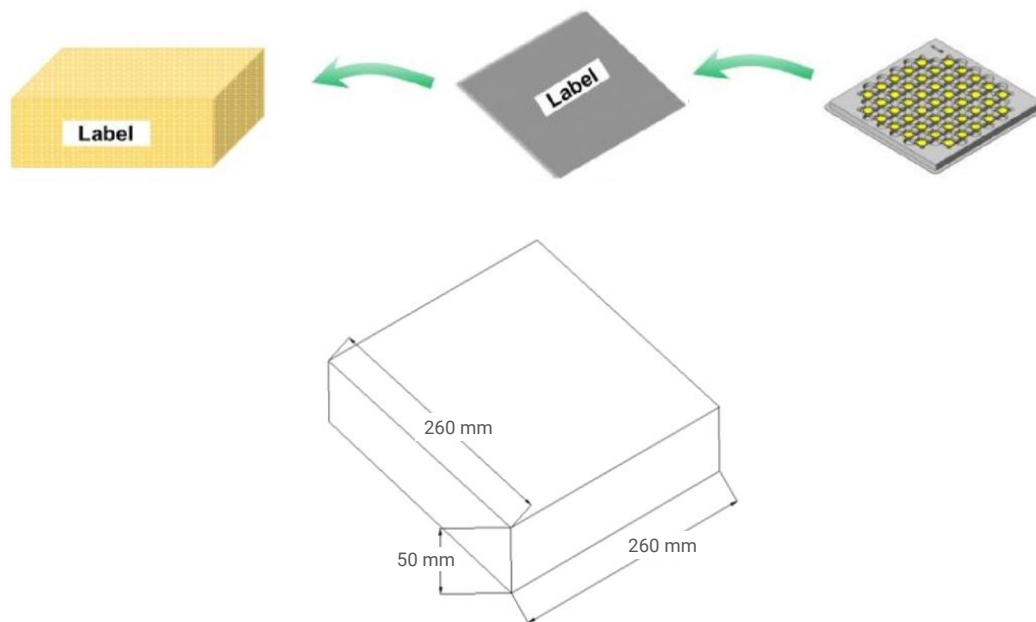
PACKAGING - CONTINUED

CMU1519 LEDs are packaged in trays of 45. Five trays are sealed in an anti-static bag and placed inside an inner box, for a total of 225 LEDs per box. Each box contains LEDs from the same performance bin. Eight boxes are placed inside a carton, for a total of 1,800 LEDs per carton.

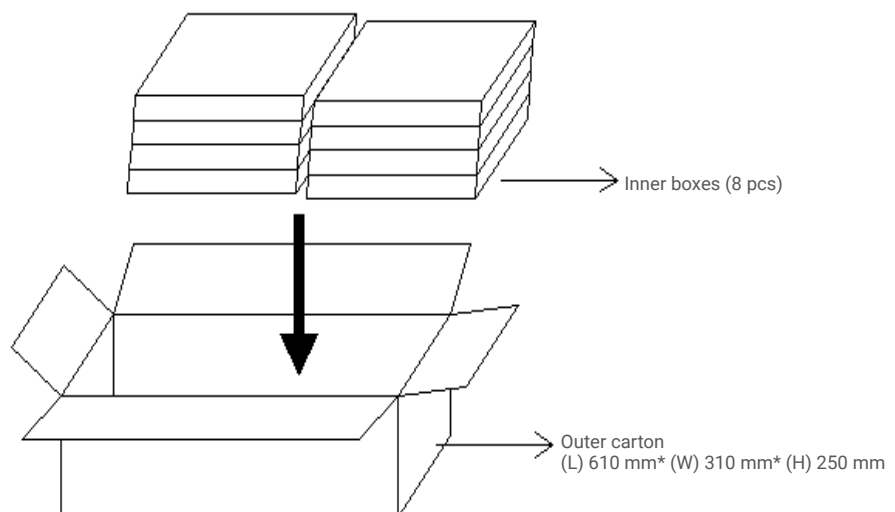
Dimensions are in mm.

Tolerances: ± 3 mm

Inner Box



Outer Carton



Mouser Electronics

Authorized Distributor

Click to View Pricing, Inventory, Delivery & Lifecycle Information:

[Cree LED:](#)

[CMU1519-0000-000N0B0A30E](#) [CMU1519-0000-000N0B0A40E](#) [CMU1519-0000-000N0B0A50E](#) [CMU1519-0000-000N0B0A57E](#) [CMU1519-0000-000N0B0A65E](#) [CMU1519-0000-000N0U0A57G](#) [CMU1519-0000-000N0U0A31Q](#) [CMU1519-0000-000N0U0A35G](#) [CMU1519-0000-000N0U0A35H](#) [CMU1519-0000-000N0U0A40G](#) [CMU1519-0000-000N0U0A40H](#) [CMU1519-0000-000N0U0A50G](#) [CMU1519-0000-000N0U0A27G](#) [CMU1519-0000-000N0U0A27H](#) [CMU1519-0000-000N0U0A30G](#) [CMU1519-0000-000N0U0A30H](#) [CMU1519-0000-000N0U0A30Q](#) [CMU1519-0000-000N0U0A30U](#) [CMU1519-0000-000N0H0A35H](#) [CMU1519-0000-000N0H0A40G](#) [CMU1519-0000-000N0H0A40H](#) [CMU1519-0000-000N0H0A50G](#) [CMU1519-0000-000N0H0A57G](#) [CMU1519-0000-000N0H0A65G](#) [CMU1519-0000-000N0H0A22G](#) [CMU1519-0000-000N0H0A27G](#) [CMU1519-0000-000N0H0A27H](#) [CMU1519-0000-000N0H0A30G](#) [CMU1519-0000-000N0H0A30H](#) [CMU1519-0000-000N0H0A35G](#) [CMU1519-R090-000N0H0A57G](#) [CMU1519-R090-000N0H0A65G](#) [CMU1519-0000-000N0Z0A30H](#) [CMU1519-0000-000N0Z0A27H](#) [CMU1519-0000-000N0Z0A40H](#) [CMU1519-0000-000N0Z0A35H](#) [CMU1519-0000-000N0Z0AL7C](#) [CMU1519-R090-000N0B0A30E](#) [CMU1519-R090-000N0B0A40E](#) [CMU1519-R090-000N0B0A50E](#) [CMU1519-R090-000N0B0A57E](#) [CMU1519-R090-000N0B0A65E](#) [CMU1519-R090-000N0H0A22G](#) [CMU1519-R090-000N0H0A27G](#) [CMU1519-R090-000N0H0A27H](#) [CMU1519-R090-000N0H0A30G](#) [CMU1519-R090-000N0H0A30H](#) [CMU1519-R090-000N0H0A35G](#) [CMU1519-R090-000N0H0A35H](#) [CMU1519-R090-000N0H0A40G](#) [CMU1519-R090-000N0H0A40H](#) [CMU1519-R090-000N0H0A50G](#) [CMU1519-R090-000N0U0A27G](#) [CMU1519-R090-000N0U0A27H](#) [CMU1519-R090-000N0U0A30G](#) [CMU1519-R090-000N0U0A30H](#) [CMU1519-R090-000N0U0A30Q](#) [CMU1519-R090-000N0U0A30U](#) [CMU1519-R090-000N0U0A31Q](#) [CMU1519-R090-000N0U0A35G](#) [CMU1519-R090-000N0U0A35H](#) [CMU1519-R090-000N0U0A40G](#) [CMU1519-R090-000N0U0A40H](#) [CMU1519-R090-000N0U0A50G](#) [CMU1519-R090-000N0U0A57G](#) [CMU1519-R090-000N0Z0A27H](#) [CMU1519-R090-000N0Z0A30H](#) [CMU1519-R090-000N0Z0A35H](#) [CMU1519-R090-000N0Z0A40H](#) [CMU1519-R090-000N0Z0AL7C](#)