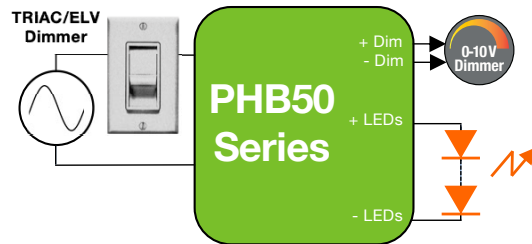


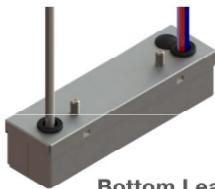
## High Performance Programmable CC LED Driver with Tri-Mode Dimming™ (TRIAC, ELV & 0-10 V)

Nominal Input Voltage	Max. Output Power	Efficiency	Max. Case Temperature	THD	Power Factor	Dimming Method	Dimming Range	Startup Time
120 & 277 Vac	50 W	up to 90% typical	90°C (measured at the hot spot)	< 20%	> 0.9	Programmable Forward-Phase, Reverse-Phase & 0 - 10V	1 - 100% (% of Iout)	300 ms typical




Side Leads:

L 103.5 \* W 26.2 \* H 23.85 mm  
(L 4.07 \* W 1.03 \* H 0.94 in.)



Bottom Leads with Studs:  
"-S" Suffix

L 103.5 \* W 26.2 \* H 23.85 mm  
(L 4.07 \* W 1.03 \* H 0.94 in.)



Part Number	Nominal Input Voltage (Vac)	Max Output Power (W)	Iout (mA)	Vout Min. (Vdc)	Vout Nom. (Vdc)	Vout Max. (Vdc)
120 to 277 VAC NOMINAL INPUT VOLTAGE						
PHB30W						
PHB30W-0500-42	120 & 277	21.0	250 to 500	28	37.8	42
PHB30W-0700-42	120 & 277	29.4	350 to 700	28	37.8	42
PHB50W						
PHB50W-0850-56	120 & 277	47.6	425 to 850	38	50.4	56
PHB50W-1200-42	120 & 277	50.4	600 to 1200	28	37.8	42
120 to 277 VAC NOMINAL INPUT VOLTAGE						
PHB30W						
PHB30W-0500-42-S	120 & 277	21.0	250 to 500	28	37.8	42
PHB30W-0700-42-S	120 & 277	29.4	350 to 700	28	37.8	42
PHB50W						
PHB50W-0850-56-S	120 & 277	47.6	425 to 850	38	50.4	56
PHB50W-1200-42-S	120 & 277	50.4	600 to 1200	28	37.8	42

Suffix for the different case options:

- No suffix: Side leads
- "-S": Bottom lead exit with studs

### FEATURES

- Fully programmable TRIAC & ELV conduction angles with turn-on and turn-off
- Fully programmable and selectable 0-10V dimming profiles
- Dimming range of 100%-1% on TRIAC, ELV and 0-10V dimmers
- Ripple < 10% @ 20% & 100% load for TRIAC, ELV & 0-10V
- Turn-on
  - ELV @ 1% Iout
  - 0-10V @ 1% Iout
- UL Class P
- Class 2 & II power supply
- Lifetime: 50,000 hours @ Tc ≤ 75° C
- 90° C maximum case hot spot temperature
- IP20-rated case with silicone-based potting
- Complies with ENERGY STAR®, DLC (DesignLight Consortium®), CA Title 24, and NEMA SSL-1-2016 technical requirements

### PROGRAMMING

- Current: 100% to 50% in each voltage range
- Data log read: SKU, S/N, lot code, hours of operation, FW revision, power cycles
- Fully programmable and selectable 0-10V dimming profiles: Non-linear with dim-to-off, Logarithmic, Non-Linear without dim-to-off.
- Fully programmable TRIAC & ELV conduction angles with turn-on and turn-off



#### CHINA Operations

tel: +86-756-6266298  
No. 8 Pingdong Road 2  
Zhuhai, Guangdong, China 519060

www.erp-power.com

Rev. 25 March 2020

#### USA Headquarters

tel: +1-805-517-1300  
893 Patriot Drive, Suite E  
Moorpark, CA 93021, USA

# Mouser Electronics

Authorized Distributor

Click to View Pricing, Inventory, Delivery & Lifecycle Information:

## ERP Power:

[PHB30W-0500-42](#) [PHB30W-0500-42-S](#) [PHB30W-0700-42-S](#) [PHB30W-0700-42](#) [PHB50W-0850-56](#) [PHB50W-1200-42](#) [PHB50W-0850-56-S](#) [PHB50W-1200-42-S](#)