

Shielded Ganged 1x4 RJ45

8P/8C Shielded Quad Port Tab-Up RJ45 Ethernet Connectors

HALO
ELECTRONICS, INC.



Product Features:

- Shielded RJ45 1x4 Connectors
- Minimum of 750 Mating Cycles
- Multiple Gold Contact Plating Options
- DWV - 1500VAC Contact to Shield
- Current Rating - 1.5A
- Voltage Rating - 125V
- UL94V-0 Flammability Rating

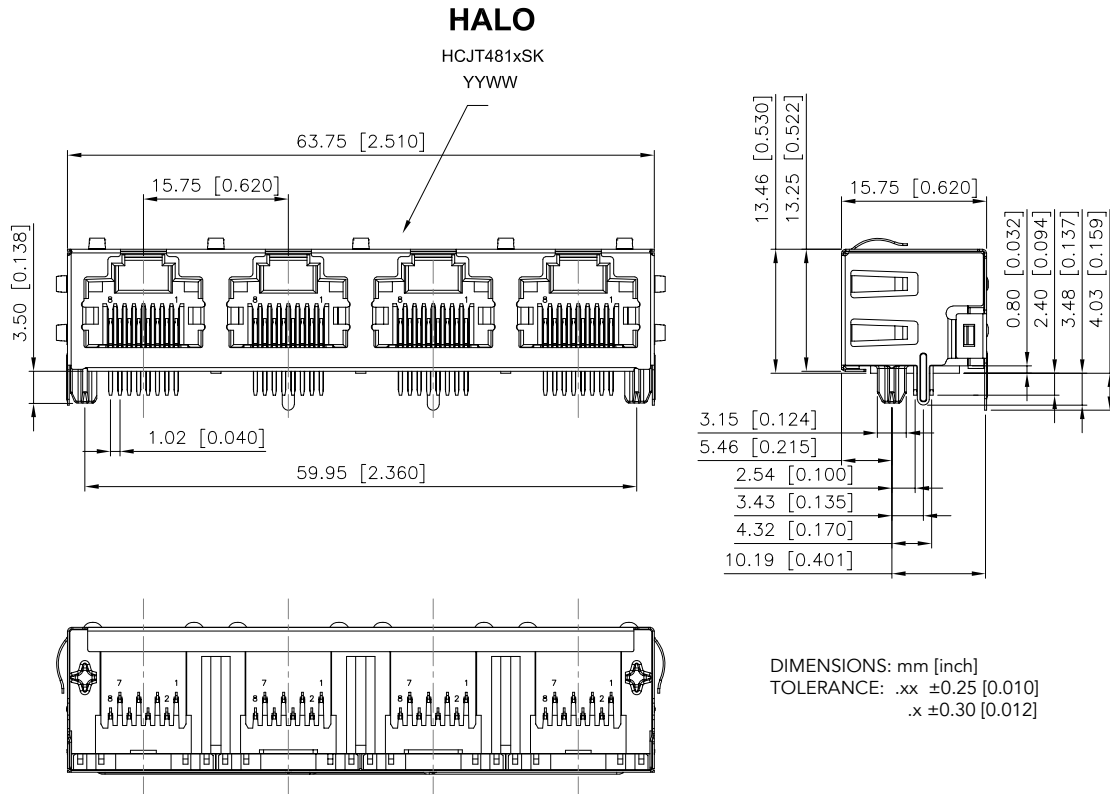
Part Number	Mechanical	Contact Gold Plating (min)	Latch Orientation	Operating Temp Range	LED Color (L/R)
HCJT4-812SK	A	6 μ "	Tab-Up	-40°C to +85°C	None
HCJT4-814SK	A	30 μ "	Tab-Up	-40°C to +85°C	None
HCJT4-815SK	A	50 μ "	Tab-Up	-40°C to +85°C	None
HCJT4-812SK-L11	B	6 μ "	Tab-Up	-40°C to +85°C	Green/Green
HCJT4-814SK-L11	B	30 μ "	Tab-Up	-40°C to +85°C	Green/Green
HCJT4-815SK-L11	B	50 μ "	Tab-Up	-40°C to +85°C	Green/Green
HCJT4-812SK-L12	B	6 μ "	Tab-Up	-40°C to +85°C	Green/Yellow
HCJT4-814SK-L12	B	30 μ "	Tab-Up	-40°C to +85°C	Green/Yellow
HCJT4-815SK-L12	B	50 μ "	Tab-Up	-40°C to +85°C	Green/Yellow
HCJT4-812SK-L21	B	6 μ "	Tab-Up	-40°C to +85°C	Yellow/Green
HCJT4-814SK-L21	B	30 μ "	Tab-Up	-40°C to +85°C	Yellow/Green
HCJT4-815SK-L21	B	50 μ "	Tab-Up	-40°C to +85°C	Yellow/Green

Notes:

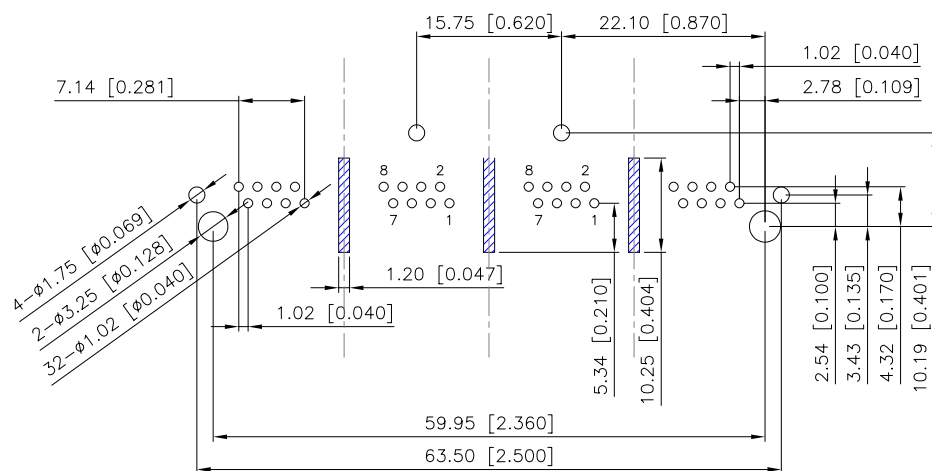
1. Alternate footprint and LED colors available. Please contact the factory for additional information.
2. Part specific datasheets available upon request.

HALO 8P/8C Shielded Tab-Up 1x4 RJ45

A - Mechanical (w/o LEDs)

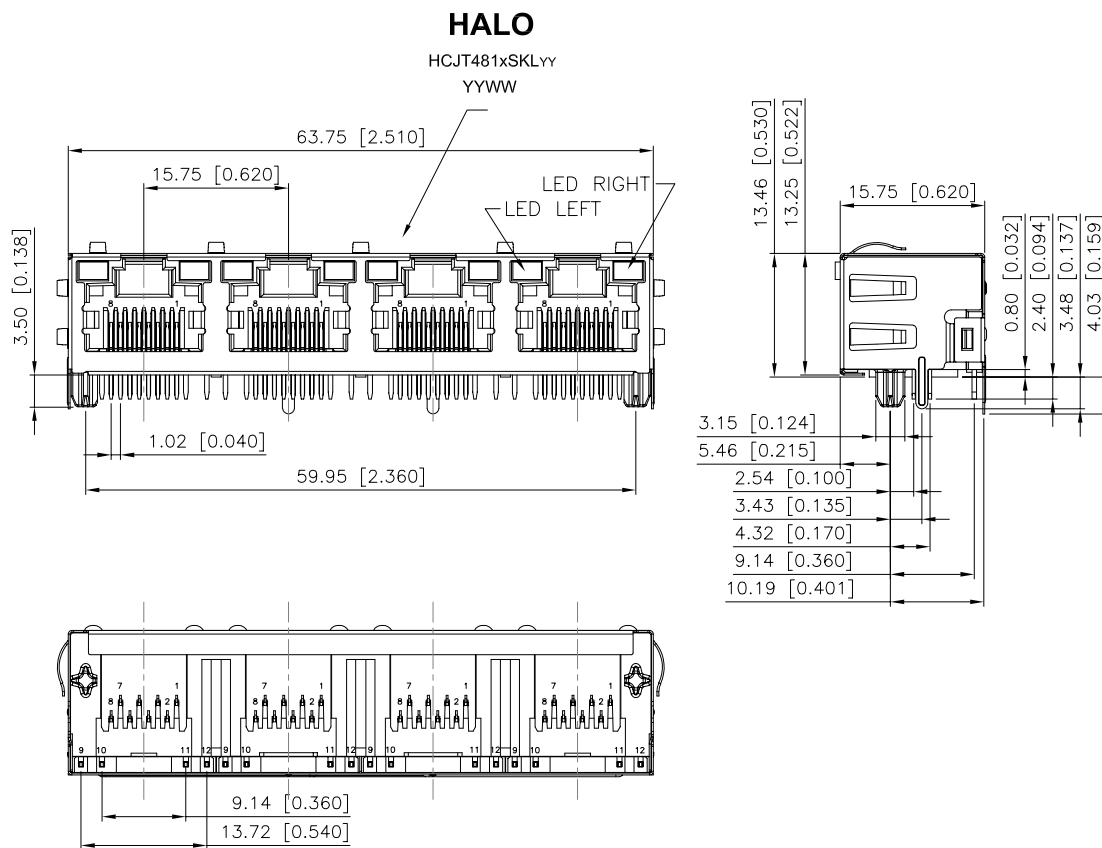


A - PCB Layout (w/o LEDs)

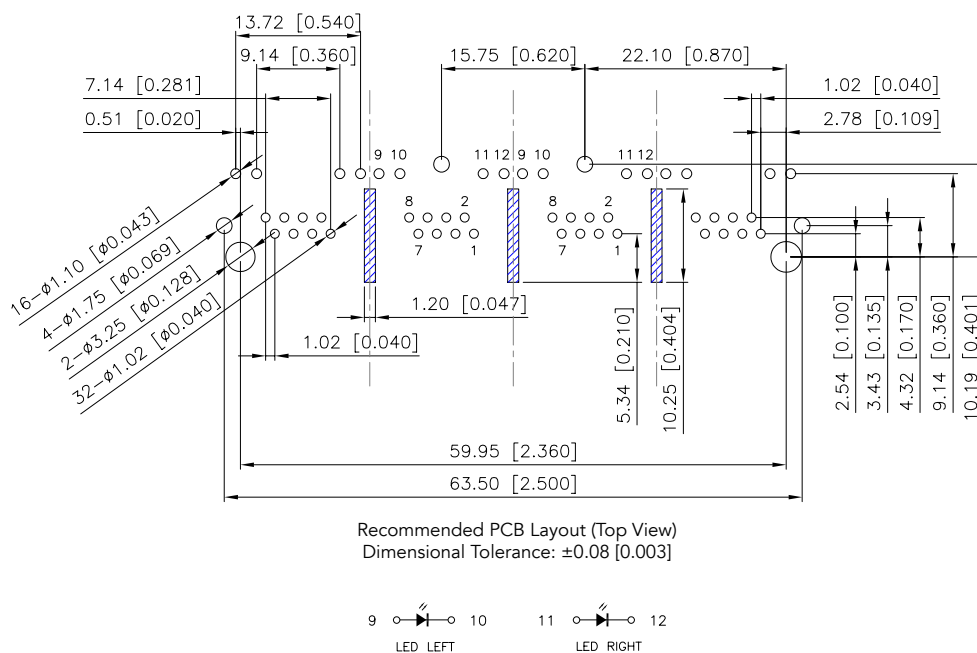



Recommended PCB Layout (Top View)
Dimensional Tolerance: ± 0.08 [0.003]

B - Mechanical (w/ LED's)



B - PCB Layout (w/ LED's)





Mouser Electronics

Authorized Distributor

Click to View Pricing, Inventory, Delivery & Lifecycle Information:

HALO Electronics:

[HCJT4-812SK](#) [HCJT4-812SK-L11](#) [HCJT4-812SK-L12](#) [HCJT4-812SK-L21](#) [HCJT4-814SK](#) [HCJT4-815SK-L21](#)
[HCJT4-814SK-L11](#) [HCJT4-814SK-L12](#) [HCJT4-814SK-L21](#) [HCJT4-815SK](#) [HCJT4-815SK-L11](#) [HCJT4-815SK-L12](#)