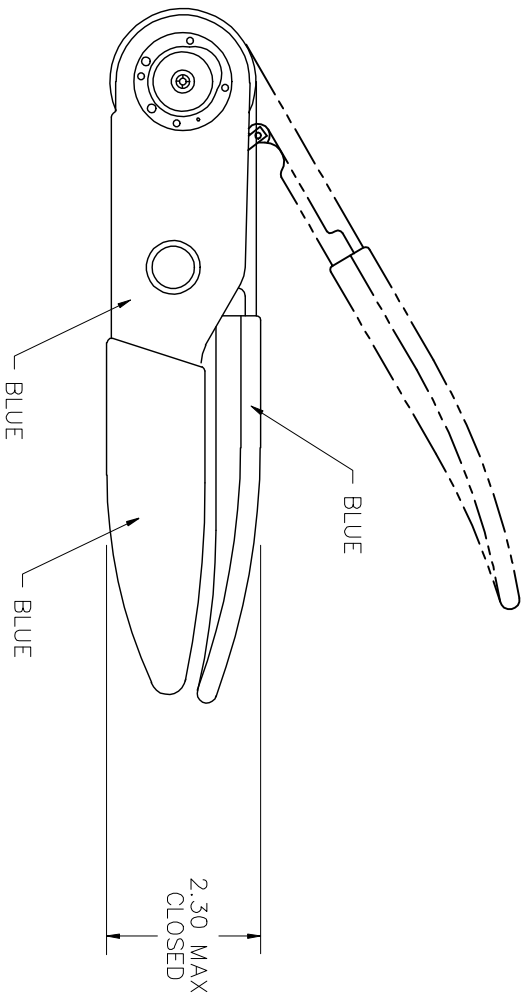
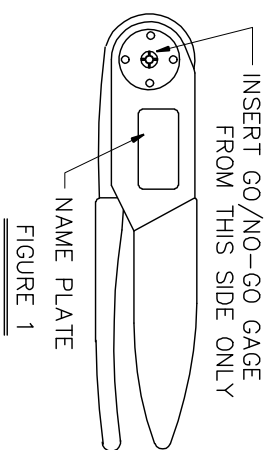
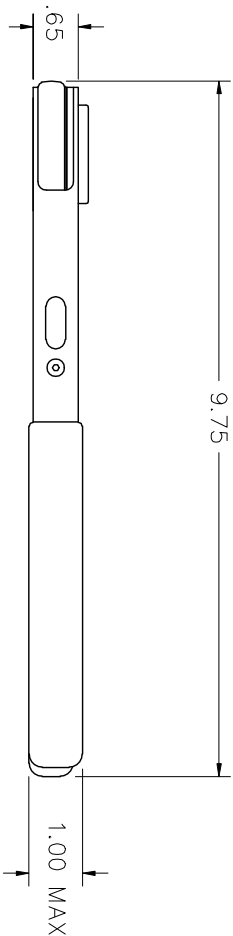


REVISIONS				
REV.	E.C.O.	DESCRIPTION	BY	APP'D
SYM.	NUMBER		DATE	DATE
1		ORIGINAL RELEASE	AAM 7-16-99	RRR 7-16-99



2. USE GAGE P/N G925
1. GAGING DIMENSIONS (FIGURE 1):  
GO .042 / NO-GO .046

NOTES:



UNCONTROLLED DOCUMENT  
WILL NOT BE UPDATED

RESTRICTED & CONFIDENTIAL  
CONFIDENTIAL PROPERTY OF DANIELS  
MANUFACTURING CORP. NOT TO BE  
DISCLOSED TO OTHERS, REPRODUCED  
OR USED FOR ANY OTHER PURPOSE,  
EXCEPT AS AUTHORIZED IN WRITING  
BY DANIELS MANUFACTURING.  
MUST BE RETURNED TO DANIELS  
MANUFACTURING UPON COMPLETION  
OF ORDER OR OTHER PURPOSE FOR  
WHICH LENT.

DO NOT SCALE DRAWING

ITEM	PART NO.	QTY.	DESCRIPTION/REMARKS
DRT A. MOO-YOUNG	DATE 7-16-99		DANIELS MANUFACTURING CORP. ORLANDO, FLORIDA GAGE 11851
CHK'D. RRR	DATE 7-16-99		
APP'D.	DATE		
APP'D.	DATE		
NOTE: THIS DRAWING IS AN OUTLINE DRAWING. THE RESPECTIVE DRAWING PART NUMBER INDICATED ACTUAL DMG PART NUMBER IS DRAWING NUMBER WITHOUT THE "-ENV" SUFFIX.			
WHERE USED:		CAD P/N	SHEET OF
SIZE B		GS210-ENV	1
SCALE NTS		DMG. NO.	REV.
POSTING		GS210-ENV	1

# Mouser Electronics

Authorized Distributor

Click to View Pricing, Inventory, Delivery & Lifecycle Information:

[Daniels Manufacturing:](#)

[GS210](#)