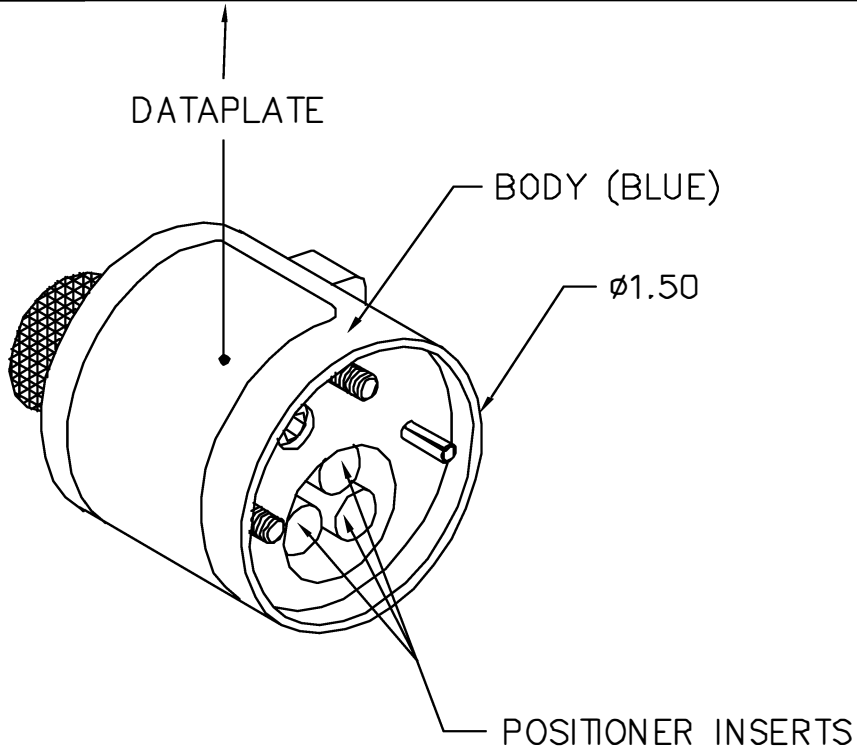


REVISIONS				
REV. SYM.	E.C.O. NUMBER	DESCRIPTION	BY DATE	APP'D DATE
2		.425 WAS .910. ADDED .875 & .070.	AAM 12-13-00	RRR 12-13-00

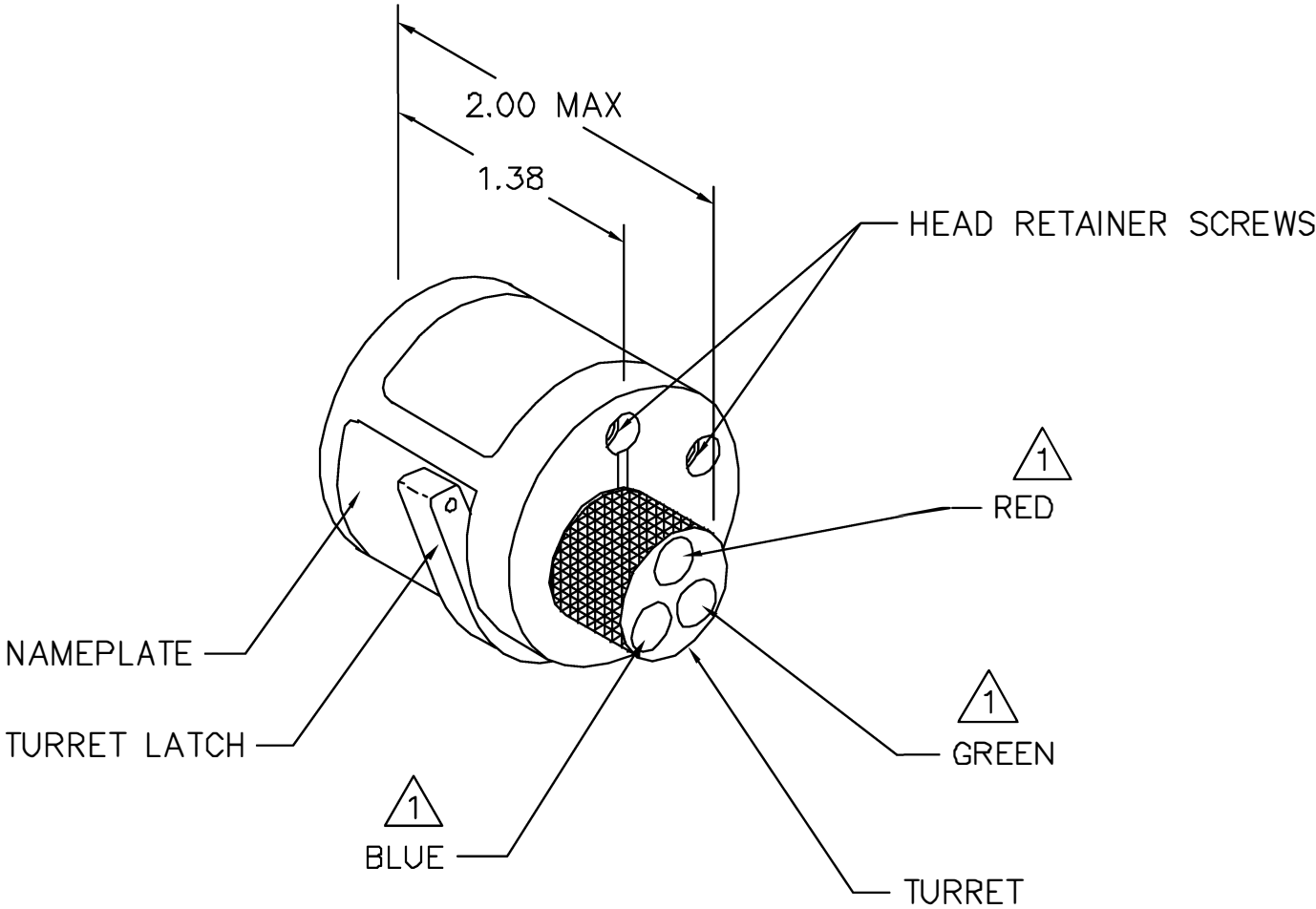
UNCONTROLLED DOCUMENT
WILL NOT BE UPDATED

CANNON CONTACTS	COLOR CODE	20	18	16	14	12	WIRE SIZE
031-0661-005 031-0661-003 031-0731-000 030-1133-000	RED	4	5	6			SELECTOR NO.
030-1082-000	BLUE	4	5	6			
031-0706-000	GREEN	4	5	6			
030-1134-000 031-0732-000					8	8	




POSITIONER COLOR	HOLE DIMENSIONS	ADDITIONAL FEATURES
RED	Ø.094 ↓.684	□ Ø.177 ↓.663
BLUE	Ø.070 ↓.875	□ Ø.177 ↓.425
GREEN	Ø.221 ↓1.015	

HOLE AND COUNTERBORE DEPTHS ARE MEASURED FROM TOP OF POSITIONER INSERTS.



△ 1 RANDOM ORDER OF ROTATION IS ACCEPTABLE.

<u>RESTRICTED & CONFIDENTIAL</u>		ITEM	PART NO.		QTY.	DESCRIPTION/REMARKS			
<p>CONFIDENTIAL PROPERTY OF DANIELS MANUFACTURING CORP. NOT TO BE DISCLOSED TO OTHERS, REPRODUCED OR USED FOR ANY OTHER PURPOSE, EXCEPT AS AUTHORIZED IN WRITING BY DANIELS MANUFACTURING.</p> <p>MUST BE RETURNED TO DANIELS MANUFACTURING CORP. ON COMPLETION OF ORDER OR OTHER PURPOSE FOR WHICH LENT.</p>		DRN.	M SCRUGGS	DATE		<p>DANIELS MANUFACTURING CORP. ORLANDO, FLORIDA CAGE 11851</p>			
		CHK'D.	AAM	DATE					
		APP'D.	WP	DATE					
		APP'D.		DATE					
		NOTE:							TITLE
DO NOT SCALE DRAWING		THIS DRAWING IS AN OUTLINE DRAWING OF THE RESPECTIVE DMC PART NUMBER INDICATED. ACTUAL DMC PART NUMBER IS DRAWING NUMBER WITHOUT THE "-ENV" SUFFIX.			WHERE USED: AFB			ENVELOPE DRAWING TURRET HEAD	
		SIZE	SCALE	CAD P/N	SHEET	OF			
		B	NTS	TH118-ENV	1	1			
		POSTING		DWG. NO.	REV.				
				TH118-ENV	2				

Mouser Electronics

Authorized Distributor

Click to View Pricing, Inventory, Delivery & Lifecycle Information:

[Daniels Manufacturing:](#)

[TH118](#)