

INTERMEDIATE ADJUSTABLE CRIMP TOOL MH860 (M22520/7-01)

DMC DANIELS
MANUFACTURING
CORPORATION
DATASHEET

THIS HAND TOOL MUST NOT BE USED IN ANY POWERED
"PRESS" AS DEFINED BY OSHA CFR 1910.211 (46)

SEE REVERSE SIDE FOR IMPORTANT INFORMATION CONCERNING
LIMITED WARRANTY, AND LIMITATION OF LIABILITY.

GENERAL INFORMATION:

1. Designation MH860 (M22520/7-01) refers to basic tool without positioner.
2. Wire crimp range 16 to 28 AWG
3. The tool has a double action ratchet, and cannot be opened without completing the cycle.

INSTALLATION OF POSITIONER:

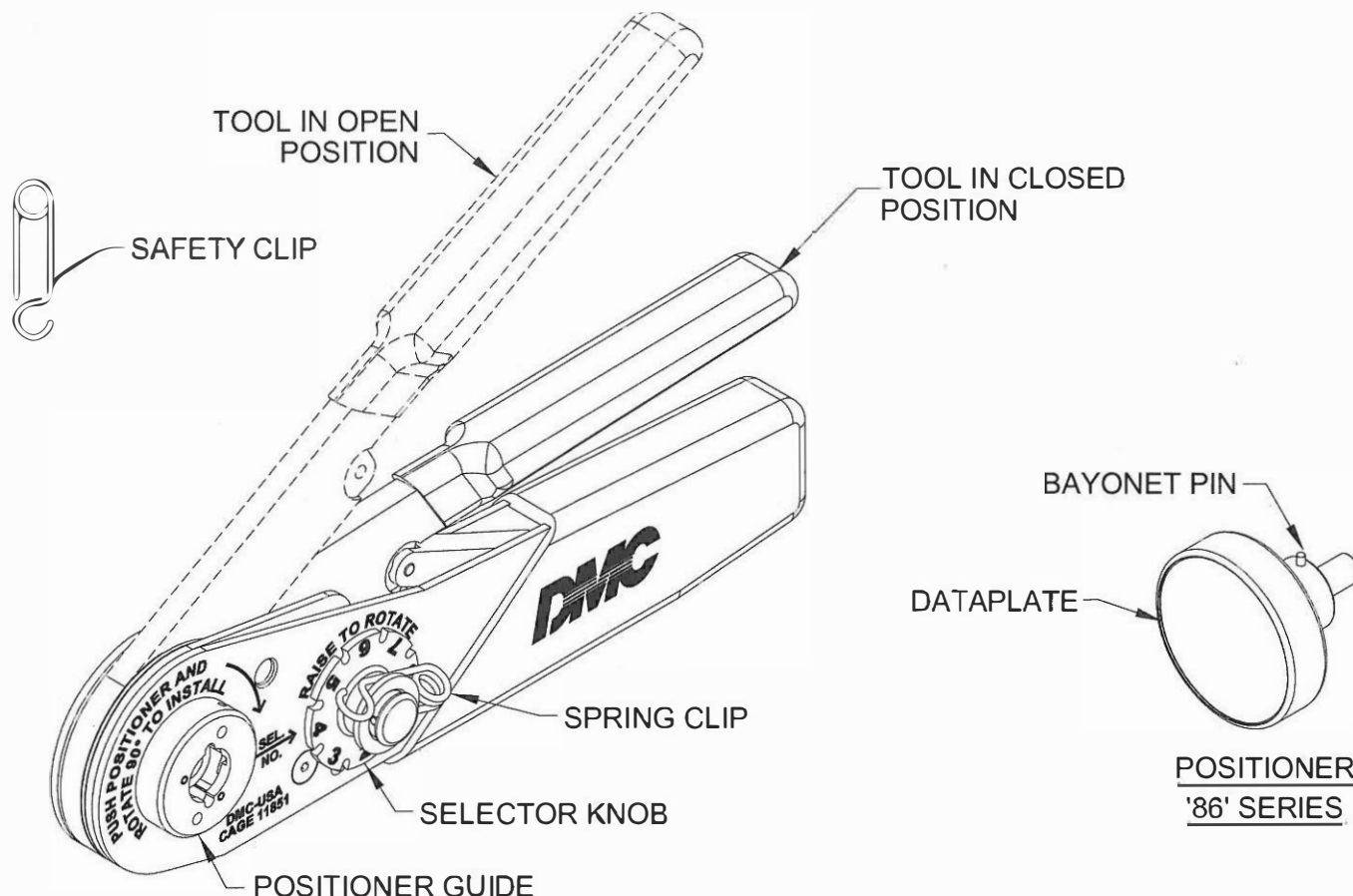
1. Tool must be in open position.
2. Remove safety clip from positioner guide.
3. Select correct positioner for contact to be crimped.
4. Insert positioner into positioner guide. Push down and turn 90 degrees until bayonet pins lock.
5. Wire size and corresponding selector numbers are shown on the dataplate.
6. With tool in open position, remove spring clip then raise and rotate selector knob until number indicated on dataplate wire size to be crimped is in line with the Sel. No. arrow.

CRIMPING INSTRUCTIONS:

1. Insert contact and prepared wire through the indenter opening into the positioner.
2. Squeeze handles together until ratchet releases. Handle will return to open position.

REMOVING POSITIONER:

1. Push down on positioner to release bayonet pins from positioner guide. Turn 90 degrees and remove from tool.



"GO" GAGING

Operate the tool to the fully closed position. Maintain firm hand pressure on the tool handles. Insert the "GO" gage end as shown. The gage must pass freely between the indenter tips.

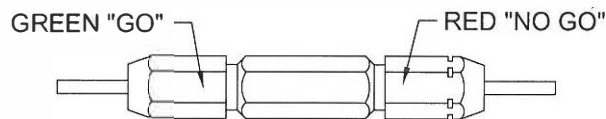
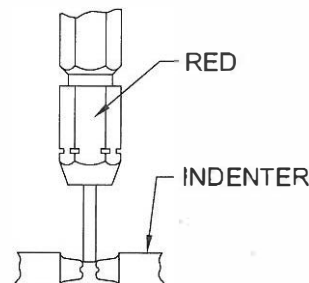
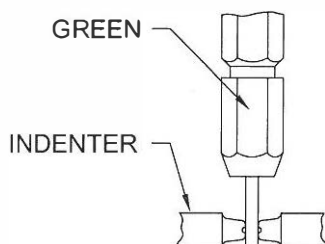
GAGING INSTRUCTIONS

"NO-GO" GAGING

Operate the tool to the fully closed position. Maintain firm hand pressure on the tool handles. Try to insert the "NO-GO" gage end as shown. The "NO-GO" gage may partially enter the indenter opening, but must not pass completely through.

GAGING LIMITS

SEL NO	INSPECTION GAGE	
	Ø GO ±.0001	Ø NO-GO ±.0001
1	.0160	.0210
2	.0190	.0240
3	.0220	.0270
4	.0250	.0300
5	.0290	.0340
6	.0330	.0380
7	.0370	.0420
8	.0410	.0460



GAGE: USE G145 (M22520/3-3) ON SEL #8

CAUTION!
DO NOT CRIMP GAGE !!

CARE OF TOOL

There is virtually no maintenance required. However, it's good practice to keep indenter tips free of residual deposits and other debris. A small wire brush may be used for this purpose.

We strongly recommend that you:

1. DO NOT immerse tools in cleaning solution.
2. DO NOT spray oil into tool to lubricate.
3. DO NOT attempt to disassemble tool or make repairs.

This is a precision hand crimp tool and should handled as such.

DMC offers complete refurbishing and recalibrating services.

DMC specially engineers and manufactures complete tool kits to satisfy individual customer requirements, such as total aircraft support, general shop maintenance or production, on board ship and vehicle service, etc.

LIMITATION OF LIABILITY

DANIELS MANUFACTURING CORPORATION IS NOT LIABLE FOR CONSEQUENTIAL OR SPECIAL DAMAGES OF ANY NATURE OR KIND RESULTING FROM THE USE, MISUSE, OF ANY OF ITS PRODUCTS. OWNERS AND USERS OF DMC PRODUCTS ASSUME FULL RESPONSIBILITY FOR INSTRUCTING THEIR EMPLOYEES IN THE PROPER AND SAFE USE OF SUCH PRODUCTS.

LIMITED WARRANTY

DMC (Daniels Manufacturing Corporation) warrants each new product sold by it to be free from defects in material and workmanship under normal use and service. DMC's obligation under this warranty is limited to the free correction or, at DMC's option, the refund of the purchase price of any such product which proves defective in normal service within ninety (90) days after delivery to the first user, provided that the product is returned to DMC with all transportation charges prepaid and which shall appear to DMC's satisfaction, after DMC's inspection, to have been defective in material or workmanship, it being understood that DMC products are not consumer products. This warranty shall not cover any damage to any products which, in the opinion of DMC, was caused by normal wear, misuse, improper operation, tampering, neglect or accident. This warranty is in lieu of all other warranties express or implied. No warranty, express or implied, is made or authorized to be made or assumed with respect to products of Daniels Manufacturing Corporation other than those herein set forth.

Mouser Electronics

Authorized Distributor

Click to View Pricing, Inventory, Delivery & Lifecycle Information:

[Daniels Manufacturing:](#)

[M22520/7-01](#) [MH860](#)