


- Small size, low profile
- SMT package
- Cost-efficient open frame design
- Wide input voltage ranges
- Output voltages trim from 0.75 VDC to 5.0 VDC
- Delivers up to 6 A with minimal derating
- Ultra high efficiency to 94 %
- Fast transient response
- Remote On/Off control
- Wide temperature range  $-40^{\circ}\text{C}$  to  $+85^{\circ}\text{C}$
- 3-year product warranty



UL 62368-1

The TOS 06SM series is a range of high performance non-isolated DC/DC converters with very high efficiency that can supply up to 6 A of output current. These modules provide precisely regulated output voltages which can be set via an external resistor to a value from 0.75 VDC to 5.0 VDC. These converters work over a wide input voltage range of 2.4 to 5.5 VDC or 8.3 to 14.0 VDC. Further features include remote On/Off, under voltage lockout and over current protection. These products have an open-frame construction with very small footprint and are available in a SMT package. The TOS 06SM series is fully RoHS compliant and can withstand industry standard handling, cleaning and the high temperatures of lead-free reflow solder processes.

Models				
Order Code	Output Current max.	Input Voltage Range	Output Voltage nom. (adjustable)	Efficiency typ.
TOS 06-05SM	6'000 mA	2.4 - 5.5 VDC (5 VDC nom.)	0.75 VDC (0.75 - 3.3 VDC)	94 %
TOS 06-12SM		8.3 - 14 VDC (12 VDC nom.)	0.75 VDC (0.75 - 5.0 VDC)	89 %

### Input Specifications

Input Current	- At no load	5 Vin models: <b>45 mA typ.</b> 12 Vin models: <b>100 mA typ.</b> (at Vout max.)
Start-up Voltage		5 Vin models: <b>2.2 VDC typ. / 2.4 VDC max.</b> 12 Vin models: <b>7.9 VDC typ. / 8.3 VDC max.</b>
Under Voltage Lockout		5 Vin models: <b>1.6 VDC min. / 2 VDC typ. / 2.2 VDC max.</b> 12 Vin models: <b>6.5 VDC min. / 7.5 VDC typ. / 8 VDC max.</b>
Reflected Ripple Current		5 Vin models: <b>35 mA<sub>p-p</sub> typ.</b> 12 Vin models: <b>30 mA<sub>p-p</sub> typ.</b> (with input filter, see application note)
Recommended Input Fuse		5 Vin models: <b>8'000 mA</b> (fast acting) 12 Vin models: <b>6'300 mA</b> (slow blow) (The need of an external fuse has to be assessed in the final application.)
Input Filter		See application note: <a href="http://www.tracopower.com/overview/tos06sm">www.tracopower.com/overview/tos06sm</a>

### Output Specifications

Output Voltage Adjustment		0.75 Vout models: <b>0.75 - 3.3 VDC</b> <b>0.75 - 5.0 VDC</b> (By external trim resistor) See application note: <a href="http://www.tracopower.com/overview/tos06sm">www.tracopower.com/overview/tos06sm</a> (Vin must be at least 0.5 V higher than Vout)
Voltage Set Accuracy		<b>±2% max.</b>
Regulation	- Input Variation (Vmin - Vmax) - Load Variation (0 - 100%)	<b>0.3% max.</b> <b>0.4% max.</b>
Ripple and Noise	- 20 MHz Bandwidth	<b>50 mV<sub>p-p</sub> max.</b>
Capacitive Load		<b>3'000 µF max.</b> (ESR >10 mOhm)
Minimum Load		<b>Not required</b>
Temperature Coefficient		<b>±0.4 %/K max.</b>
Start-up Time		<b>8 ms typ.</b>
Start-up Overshoot Voltage		<b>3% max.</b>
Short Circuit Protection		<b>Continuous, Automatic recovery</b>
Output Current Limitation		<b>210% typ. of Iout max.</b>
Transient Response	- Peak Variation  - Response Time	<b>130 mV typ.</b> (50% Load Step) (5 Vin model) <b>200 mV typ.</b> (50 % Load Step) (12 Vin model) <b>25 µs typ.</b> (50% Load Step) (with 1 µF MLCC    10 µF TC)

### Safety Specifications

Standards	- IT / Multimedia Equipment	<b>UL 60950-1</b> <b>UL 62368-1</b>
-----------	-----------------------------	--

### General Specifications

Relative Humidity		<b>95% max.</b> (non condensing)
Temperature Ranges	- Operating Temperature - Case Temperature - Storage Temperature	<b>-40°C to +85°C</b> <b>+125°C max.</b> <b>-55°C to +125°C</b>
Power Derating	- High Temperature	<b>Depending on model</b> See application note: <a href="http://www.tracopower.com/overview/tos06sm">www.tracopower.com/overview/tos06sm</a>
Cooling System		<b>Natural convection</b> (20 LFM)

All specifications valid at nominal voltage, resistive full load and +25°C after warm-up time, unless otherwise stated.

Remote Control	- Voltage Controlled Remote (passive = on)  - Off Idle Input Current	On: open circuit or Vin max. Off: 0 to 0.3 VDC Refers to 'Remote' and 'GND' Pin 1 mA typ. (12 Vin model: Open circuit or (Vin - 4 V) to Vin max. for on state)
Regulator Topology		Buck Converter
Switching Frequency		270 - 330 kHz (PWM) 300 kHz typ. (PWM)
Insulation System		Non-isolated
Reliability	- Calculated MTBF	9'300'000 h (MIL-HDBK-217F, ground benign)
Moisture Sensitivity (MSL)		Level 2a (J-STD-033C)
Washing Process		According to Cleaning Guideline <a href="http://www.tracopower.com/info/cleaning.pdf">www.tracopower.com/info/cleaning.pdf</a>
Environment	- Vibration - Thermal Shock	MIL-STD-810F MIL-STD-810F
Pin Material		Copper
Pin Foundation Plating		Nickel (3 - 5 µm)
Pin Surface Plating		Gold (50 - 75 nm), matte
Housing Type		Open Frame
Mounting Type		PCB Mount
Connection Type		SMD (Surface-Mount Device)
Soldering Profile		Lead-Free Reflow Soldering (acc. J-STD-020E) 245°C max. (Tp) 30 s max. (tp, at Tp - 5°C) 100 s max. (tL, time above 217°C )  See application note: <a href="http://www.tracopower.com/info/reflow-soldering.pdf">www.tracopower.com/info/reflow-soldering.pdf</a>
Weight		2.8 g
Environmental Compliance	- REACH Declaration  - RoHS Declaration  - SCIP Reference Number	<a href="http://www.tracopower.com/info/reach-declaration.pdf">www.tracopower.com/info/reach-declaration.pdf</a> REACH SVHC list compliant REACH Annex XVII compliant <a href="http://www.tracopower.com/info/rohs-declaration.pdf">www.tracopower.com/info/rohs-declaration.pdf</a> Exemptions: 7a, 7c-I (RoHS exemptions refer to the component concentration only, not to the overall concentration in the product (O5A rule).) 4966ff52-7ecf-47a0-8650-28eec08dc0ed

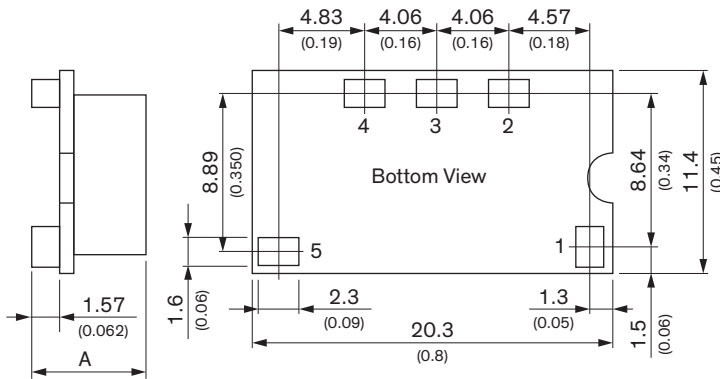
## Supporting Documents

Overview Link (for additional Documents)

[www.tracopower.com/overview/tos06sm](http://www.tracopower.com/overview/tos06sm)

All specifications valid at nominal voltage, resistive full load and +25°C after warm-up time, unless otherwise stated.

**Outline Dimensions**

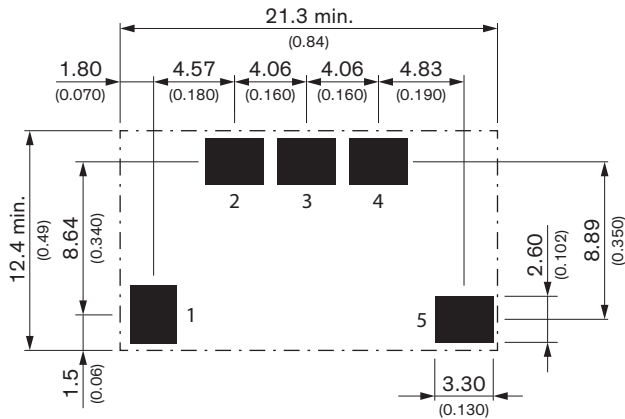


Pinout	
Pin	Function
1	Remote On/Off
2	+ Vout
3	Trim
4	GND
5	+ Vin

TOS 06-05SM: A = 5.40 (0.21)  
 TOS 06-12SM: A = 6.40 (0.25)

Dimensions in mm (inch)  
 Tolerances x.x ±0.5 (x.xx ±0.02)  
 Tolerances x.xx ±0.25 (x.xxx ±0.01)  
 Pin dimension tolerance ±0.1 (±0.004)

**Recommended Solder Pad Layout**



# Mouser Electronics

Authorized Distributor

Click to View Pricing, Inventory, Delivery & Lifecycle Information:

[TRACO Power:](#)

[TOS 06-12SM](#) [TOS 06-05SM](#)