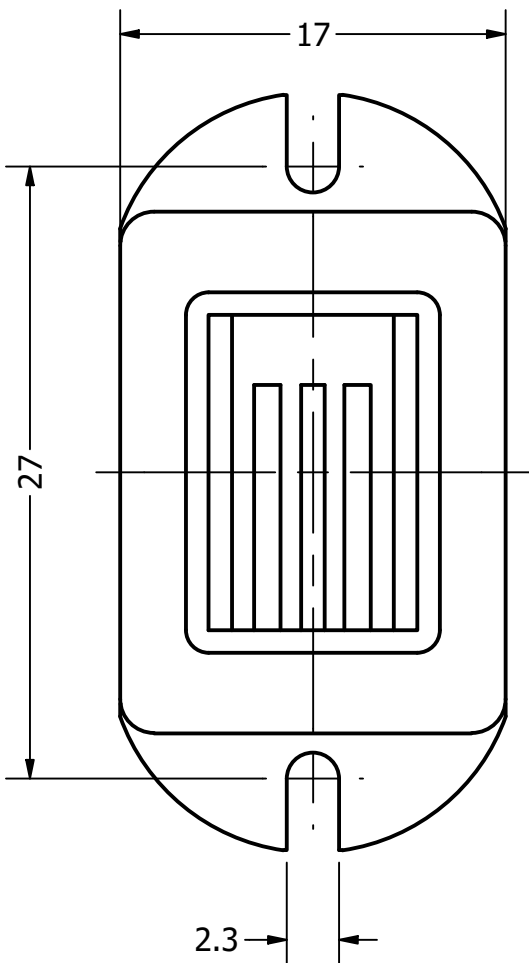


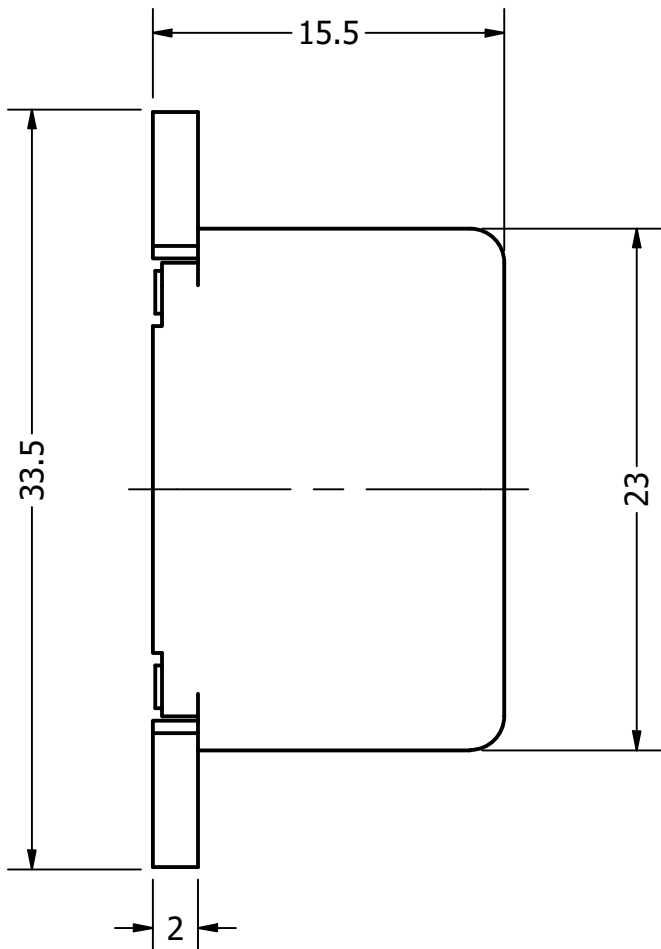


Part Number:  <b>IE320425-1</b>	DRAWN CJ	5/20/2019
	CHECKED C.H.	5/28/2019
Description: <b>Electro-Mechanical Indicator</b>	APPROVED C.E.	5/28/2019
This document contains data proprietary to DB Unlimited. Any use or reproduction, in any form, without prior written permission of DB Unlimited is prohibited. All terms and conditions can be found at <a href="http://www.dbunlimitedeco.com">www.dbunlimitedeco.com</a>		

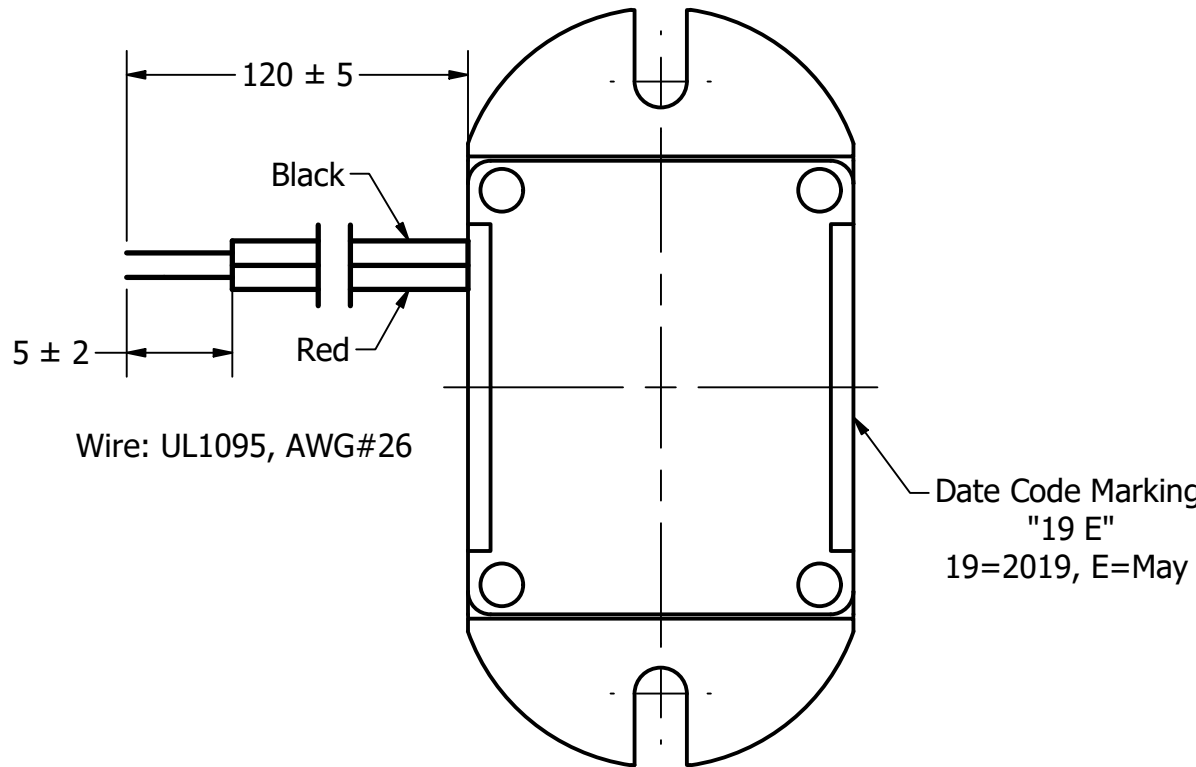
## Top View



## Side View



## Bottom View



Items	Specifications	Conditions				
Min. Sound Pressure Level	81	dB (@ 10cm)				
Tone	Single					
Resonant Frequency	400	Hz				
Rated Voltage	24	V	REVISION HISTORY			
Voltage Range	15 ~ 27	V	REV	DESCRIPTION	DATE	APPROVED
Max. Rated Current	30	mA		Released from Engineering	10/21/2013	J.S.
Storage Temperature	-20 ~ +70	°C	1	Updated drawing template, length, SPL, temps, weight	5/28/2019	C.E.
Operating Temperature	-20 ~ +70	°C	NOTES			
Connection Method	Lead Wires		1) All dimensions are in mm unless otherwise noted			
Mount Type	Flange Mount		2) All tolerances are ± 0.5 mm unless otherwise noted			
Housing Material	ABS		3) All parts meet RoHS			
Weight	8	g	4) Subject to change or redrawn without notice			

# Mouser Electronics

Authorized Distributor

Click to View Pricing, Inventory, Delivery & Lifecycle Information:

[DB Unlimited:](#)

[IE320425-1](#)