



Quick Start Guide

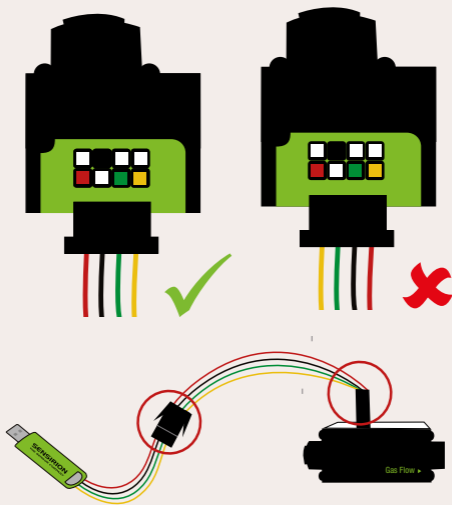
EK-F4x

SENSIRION
THE SENSOR COMPANY

Quick Start Guide EK-F4x

- 1** **Install software** after download from:
www.sensirion.com/USB-viewer

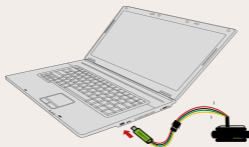
- 2** **Connect sensor**
via adapter cable with the USB-adapter



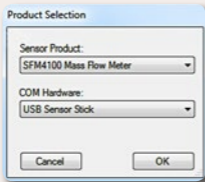
3

Connect USB-adapter to PC

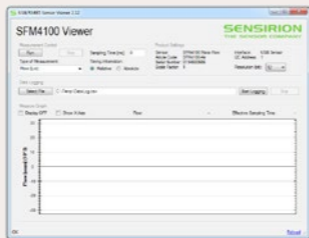
start program (Sensirion AG; USB Sensor Viewer)



4

Select «SFM4100 Mass Flow Meter» and press «OK»

5

Press «Run» to start the program

Thank you for your interest in our digital SFM4100 mass flow meters.

For more information, please visit www.sensirion.com/sfm4100 or contact our technical customer support team:

SENSIRION AG

Laubisruetistrasse 50

8712 Staefa

Switzerland

Phone + 41 44 306 40 00

Fax + 41 44 306 40 30

info@sensirion.com

www.sensirion.com

Mouser Electronics

Authorized Distributor

Click to View Pricing, Inventory, Delivery & Lifecycle Information:

[Sensirion:](#)

[EKF4X](#)