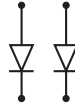


BAS56

**SURFACE MOUNT SILICON
DUAL, ISOLATED HIGH CURRENT
SWITCHING DIODES**



SOT-143 CASE



www.centrasemi.com

DESCRIPTION:

The CENTRAL SEMICONDUCTOR BAS56 consists of two electrically isolated ultra-high speed silicon switching diodes manufactured by the epitaxial planar process and packaged in an epoxy molded surface mount SOT-143 case. This device is designed for high speed switching applications.

MARKING CODE: L51 or WL5

MAXIMUM RATINGS: ($T_A=25^{\circ}\text{C}$)

Continuous Reverse Voltage
Peak Repetitive Reverse Voltage
Continuous Forward Current
Peak Repetitive Forward Current
Peak Forward Surge Current, $t_p=1.0\mu\text{s}$
Peak Forward Surge Current, $t_p=1.0\text{s}$
Power Dissipation
Operating and Storage Junction Temperature
Thermal Resistance

SYMBOL

V_R 60
 V_{RRM} 60
 I_F 200
 I_{FRM} 400
 I_{FSM} 4.0
 I_{FSM} 1.0
 P_D 350
 T_J, T_{stg} -65 to +150
 Θ_{JA} 357

UNITS

V
V
mA
mA
A
A
mW
 $^{\circ}\text{C}$
 $^{\circ}\text{C/W}$

ELECTRICAL CHARACTERISTICS PER DIODE: ($T_A=25^{\circ}\text{C}$ unless otherwise noted)

SYMBOL	TEST CONDITIONS	MIN	MAX	UNITS
I_R	$V_R=60\text{V}$		100	nA
I_R	$V_R=60\text{V}, T_A=150^{\circ}\text{C}$		100	μA
I_R	$V_R=75\text{V}$		10	μA
V_F	$I_F=10\text{mA}$		0.75	V
V_F	$I_F=200\text{mA}$		1.0	V
V_F	$I_F=500\text{mA}$		1.25	V
C_J	$V_R=0, f=1.0\text{MHz}$		2.5	pF
t_{rr}	$I_F=I_R=400\text{mA}, I_{rr}=40\text{mA}, R_L=100\Omega$		6.0	ns
Q_s	$I_F=10\text{mA}, V_R=5.0\text{V}, R_L=500\Omega$		50	pC
V_{FR}	$I_F=400\text{mA}, t_f=30\text{ns}$		1.2	V
V_{FR}	$I_F=400\text{mA}, t_f=100\text{ns}$		1.5	V

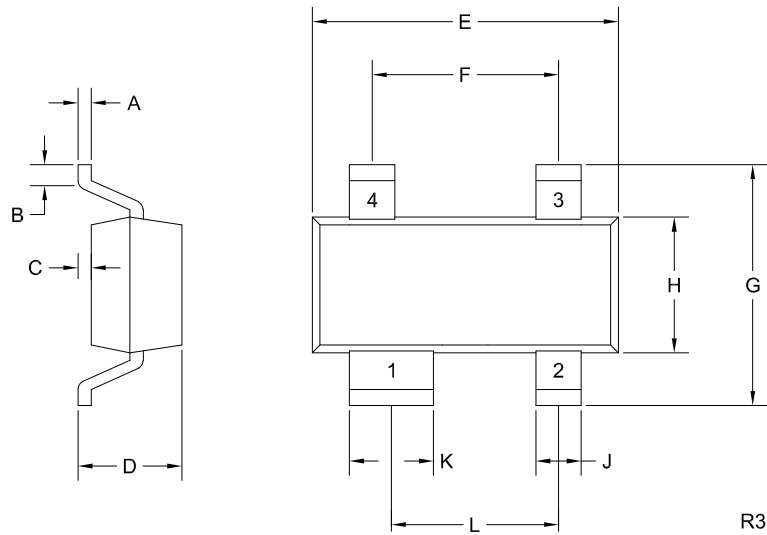
R8 (19-September 2018)

BAS56

SURFACE MOUNT SILICON
DUAL, ISOLATED HIGH CURRENT
SWITCHING DIODES

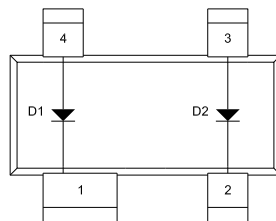


SOT-143 CASE - MECHANICAL OUTLINE



R3

PIN CONFIGURATION



LEAD CODE:

- 1) Cathode D1
- 2) Cathode D2
- 3) Anode D2
- 4) Anode D1

MARKING CODE: L51 or WL5

DIMENSIONS				
SYMBOL	INCHES		MILLIMETERS	
	MIN	MAX	MIN	MAX
A	0.003	0.008	0.08	0.20
B	0.006	-	0.15	-
C	0.000	0.005	0.01	0.13
D	0.035	0.045	0.89	1.14
E	0.110	0.120	2.79	3.04
F	0.075		1.90	
G	0.083	0.102	2.10	2.60
H	0.047	0.055	1.19	1.40
J	0.012	0.020	0.30	0.50
K	0.030	0.037	0.76	0.93
L	0.067		1.70	

SOT-143 (REV: R3)

R8 (19-September 2018)

OUTSTANDING SUPPORT AND SUPERIOR SERVICES



PRODUCT SUPPORT

Central's operations team provides the highest level of support to insure product is delivered on-time.

- Supply management (Customer portals)
- Inventory bonding
- Consolidated shipping options
- Custom bar coding for shipments
- Custom product packing

DESIGNER SUPPORT/SERVICES

Central's applications engineering team is ready to discuss your design challenges. Just ask.

- Free quick ship samples (2nd day air)
- Online technical data and parametric search
- SPICE models
- Custom electrical curves
- Environmental regulation compliance
- Customer specific screening
- Up-screening capabilities
- Special wafer diffusions
- PbSn plating options
- Package details
- Application notes
- Application and design sample kits
- Custom product and package development

REQUESTING PRODUCT PLATING

1. If requesting Tin/Lead plated devices, add the suffix "TIN/LEAD" to the part number when ordering (example: 2N2222A TIN/LEAD).
2. If requesting Lead (Pb) Free plated devices, add the suffix "PBFREE" to the part number when ordering (example: 2N2222A PBFREE).

CONTACT US

Corporate Headquarters & Customer Support Team

Central Semiconductor Corp.
145 Adams Avenue
Hauppauge, NY 11788 USA
Main Tel: (631) 435-1110
Main Fax: (631) 435-1824
Support Team Fax: (631) 435-3388
www.centrasemi.com

Worldwide Field Representatives:
www.centrasemi.com/wwreps

Worldwide Distributors:
www.centrasemi.com/wwdistributors

For the latest version of Central Semiconductor's **LIMITATIONS AND DAMAGES DISCLAIMER**, which is part of Central's Standard Terms and Conditions of sale, visit: www.centrasemi.com/terms



<http://www.centrasemi.com>

Product End of Life Notification

PDN ID:	PDN01074
Notification Date:	2/26/18
Last Buy Date:	8/26/18
Last Shipment Date	2/26/19

Summary: The following high speed switching diodes have been discontinued and are now classified as End of Life (EOL).

Although Central Semiconductor Corp. makes every effort to continue to produce devices that have been proclaimed EOL (End of Life) by various manufacturers, it is an accepted industry practice to discontinue certain devices when customer demand falls below a minimum level of sustainability. Accordingly, the following product(s) have been transitioned to End of Life status as part of Central's Product Management Process. Any replacement product will be noted below. The effective date for placing the last purchase order will be six(6) months from the date of this notice and twelve(12) months from the notice date for final shipments; this may be extended if inventory is available.

<u>Central Part Number</u>	<u>Replacement</u>
BAS56 BK	N/A
BAS56 TR	N/A
CMHD4150 BK	N/A
CMHD4150 TR	N/A
CMPD4150 BK	N/A
CMPD4150 TR	N/A

Central would be happy to assist you by providing additional information or technical data to help locate an alternate source if we have no replacement available. Please email your requests to engineering@centrasemi.com.

DISCLAIMER: This End of Life (EOL) notification is in accordance with JEDEC standard JESD48 - Product Discontinuance. Central Semiconductor Corp. will make every effort to offer life-time buy (LTB) opportunities and/or offer replacement devices to existing customers for discontinued devices, however, one or both may not be possible for all devices. Please contact your local Central Semiconductor sales representative for LTB opportunities/additional information.

Mouser Electronics

Authorized Distributor

Click to View Pricing, Inventory, Delivery & Lifecycle Information:

[Central Semiconductor:](#)

[BAS56 TR](#)