

CMOD6263

**SURFACE MOUNT SILICON
HIGH VOLTAGE
SCHOTTKY DIODE**



SOD-523 CASE



www.centrasemi.com

The CENTRAL SEMICONDUCTOR CMOD6263 is a high voltage silicon Schottky diode in an epoxy-molded package, designed for surface mount fast switching applications requiring a low forward voltage drop.

MARKING CODE: 63

FEATURES:

- High voltage
- Low forward voltage

MAXIMUM RATINGS: ($T_A=25^{\circ}\text{C}$)

Peak Repetitive Reverse Voltage
Continuous Forward Current
Peak Forward Surge Current, $t_p=1.0\text{s}$
Power Dissipation
Operating and Storage Junction Temperature
Thermal Resistance

SYMBOL

V_{RRM}	70
I_F	15
I_{FSM}	50
P_D	250
T_J, T_{stg}	-65 to +150
θ_{JA}	500

UNITS

V
mA
mA
mW
$^{\circ}\text{C}$
$^{\circ}\text{C/W}$

ELECTRICAL CHARACTERISTICS: ($T_A=25^{\circ}\text{C}$)

SYMBOL	TEST CONDITIONS	MIN	TYP	MAX	UNITS
I_R	$V_R=50\text{V}$		10	200	nA
BV_R	$I_R=10\mu\text{A}$	70			V
V_F	$I_F=1.0\text{mA}$		395	410	mV
C_J	$V_R=0, f=1.0\text{MHz}$			2.0	pF
t_{rr}	$I_R=I_F=10\text{mA}, I_{rr}=1.0\text{mA}, R_L=100\Omega$			5.0	ns

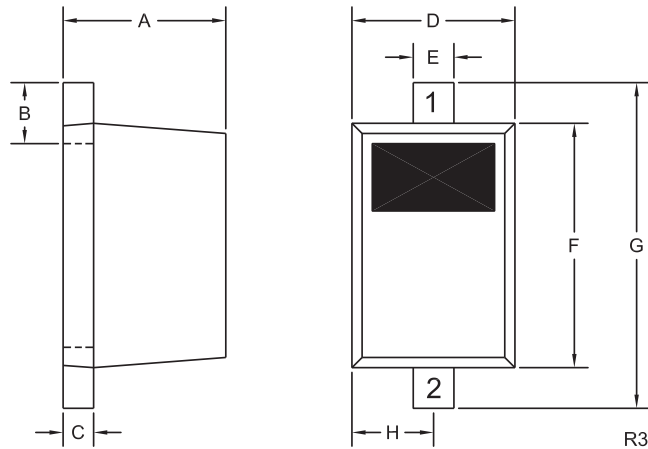
R5 (11-December 2015)

CMOD6263

SURFACE MOUNT SILICON
HIGH VOLTAGE
SCHOTTKY DIODE



SOD-523 CASE - MECHANICAL OUTLINE



LEAD CODE:

- 1) Cathode
- 2) Anode

MARKING CODE: 63

DIMENSIONS				
SYMBOL	INCHES		MILLIMETERS	
	MIN	MAX	MIN	MAX
A	0.020	0.031	0.50	0.80
B	0.008	0.016	0.20	0.40
C	0.002	0.008	0.05	0.20
D	0.028	0.035	0.70	0.90
E	0.008	0.014	0.20	0.35
F	0.039	0.055	1.00	1.40
G	0.055	0.071	1.40	1.80
H	0.016		0.40	

SOD-523 (REV: R3)

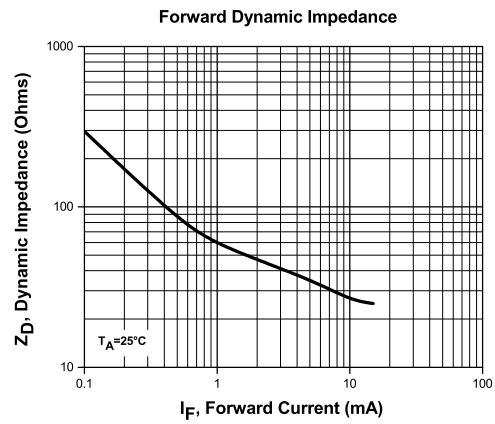
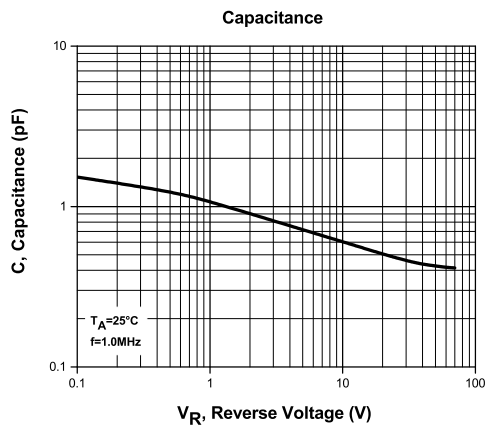
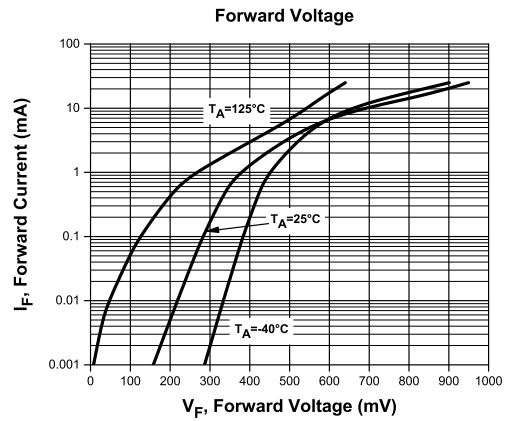
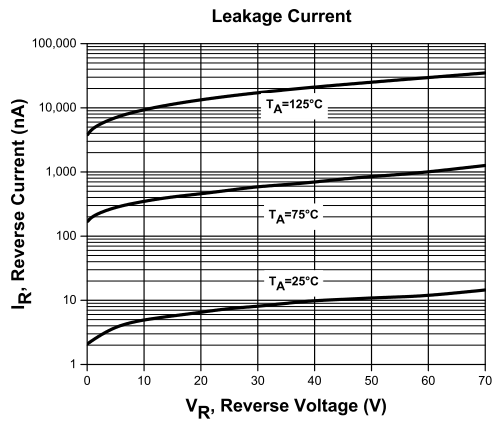
R5 (11-December 2015)

CMOD6263

**SURFACE MOUNT SILICON
HIGH VOLTAGE
SCHOTTKY DIODE**



TYPICAL ELECTRICAL CHARACTERISTICS



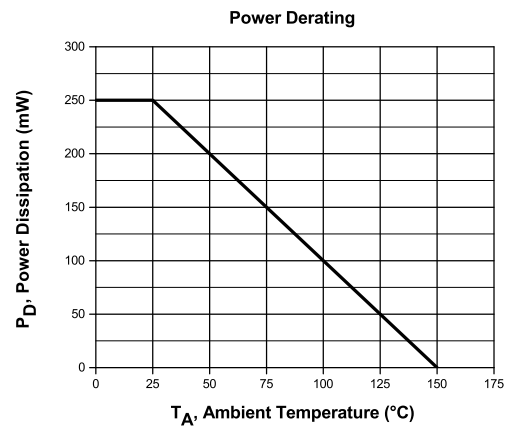
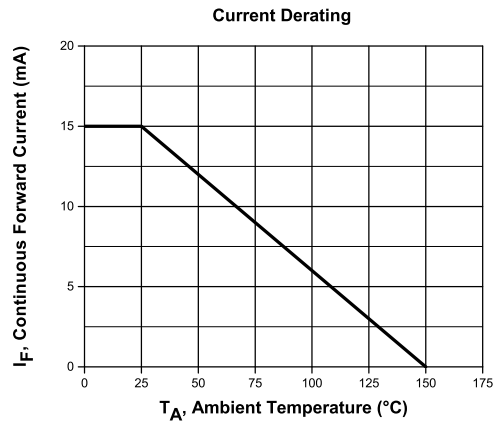
R5 (11-December 2015)

CMOD6263

SURFACE MOUNT SILICON
HIGH VOLTAGE
SCHOTTKY DIODE



TYPICAL ELECTRICAL CHARACTERISTICS



R5 (11-December 2015)

OUTSTANDING SUPPORT AND SUPERIOR SERVICES



PRODUCT SUPPORT

Central's operations team provides the highest level of support to insure product is delivered on-time.

- Supply management (Customer portals)
- Inventory bonding
- Consolidated shipping options
- Custom bar coding for shipments
- Custom product packing

DESIGNER SUPPORT/SERVICES

Central's applications engineering team is ready to discuss your design challenges. Just ask.

- Free quick ship samples (2nd day air)
- Online technical data and parametric search
- SPICE models
- Custom electrical curves
- Environmental regulation compliance
- Customer specific screening
- Up-screening capabilities
- Special wafer diffusions
- PbSn plating options
- Package details
- Application notes
- Application and design sample kits
- Custom product and package development

REQUESTING PRODUCT PLATING

1. If requesting Tin/Lead plated devices, add the suffix " TIN/LEAD" to the part number when ordering (example: 2N2222A TIN/LEAD).
2. If requesting Lead (Pb) Free plated devices, add the suffix " PBFREE" to the part number when ordering (example: 2N2222A PBFREE).

CONTACT US

Corporate Headquarters & Customer Support Team

Central Semiconductor Corp.
145 Adams Avenue
Hauppauge, NY 11788 USA
Main Tel: (631) 435-1110
Main Fax: (631) 435-1824
Support Team Fax: (631) 435-3388
www.centrasemi.com

Worldwide Field Representatives:
www.centrasemi.com/wwreps

Worldwide Distributors:
www.centrasemi.com/wwdistributors

For the latest version of Central Semiconductor's **LIMITATIONS AND DAMAGES DISCLAIMER**, which is part of Central's Standard Terms and Conditions of sale, visit: www.centrasemi.com/terms

Mouser Electronics

Authorized Distributor

Click to View Pricing, Inventory, Delivery & Lifecycle Information:

[Central Semiconductor:](#)

[CMOD6263 TR TIN/LEAD](#)