

**MODEL:** UJC-H-G-SMT-2-P6-TR | **DESCRIPTION:** USB RECEPTACLE**FEATURES**

- USB Type C receptacle
- power only
- reflow solder compatible
- tape & reel packaging

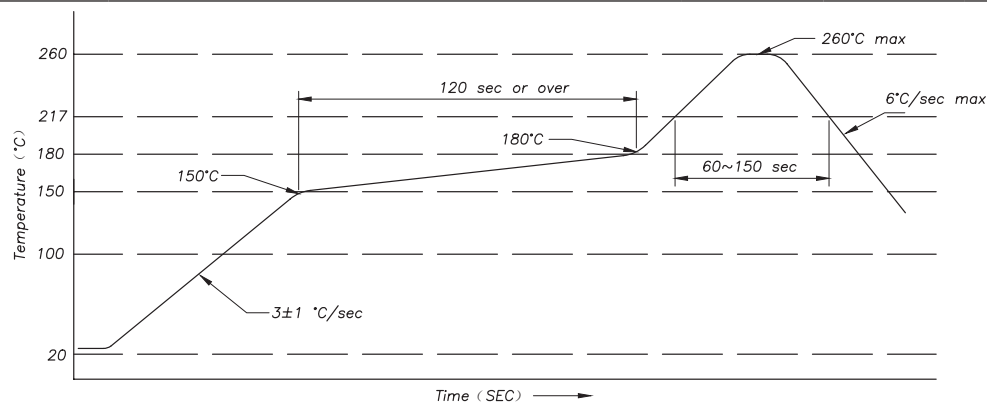
**SPECIFICATIONS**

parameter	conditions/description	min	typ	max	units
USB standard	power only				
rated input voltage				30	Vdc
rated input current	as per EIA-364-70, Method B				
	power pins collectively [A1, A4, A9, A12, B1, B4, B9, B12]			5.0	A
	VCONN pins individually [A5, B5]			1.25	A
	all other signal pins individually			0.25	A
contact resistance <sup>1</sup>	between terminals and mating plug			40	mΩ
insulation resistance	at 100 Vdc between adjacent contacts	100			MΩ
voltage withstand	between adjacent contacts for 1 minute	100			Vac
insertion force	at a rate of 30 cycles/min	5		20	N
withdrawal force	at a rate of 30 cycles/min	8		20	N
life	at a rate of 500 cycles per hour		10,000		cycles
operating temperature		-25		85	°C
flammability rating	UL94V-0				
RoHS	yes				

Note: 1. When measured at 20 mV / 100 mA.

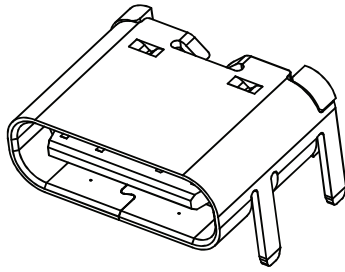
**SOLDERABILITY**

parameter	conditions/description	min	typ	max	units
reel storage	at 20~30°C, 40~75% humidity				
reflow soldering	see reflow profile			260	°C

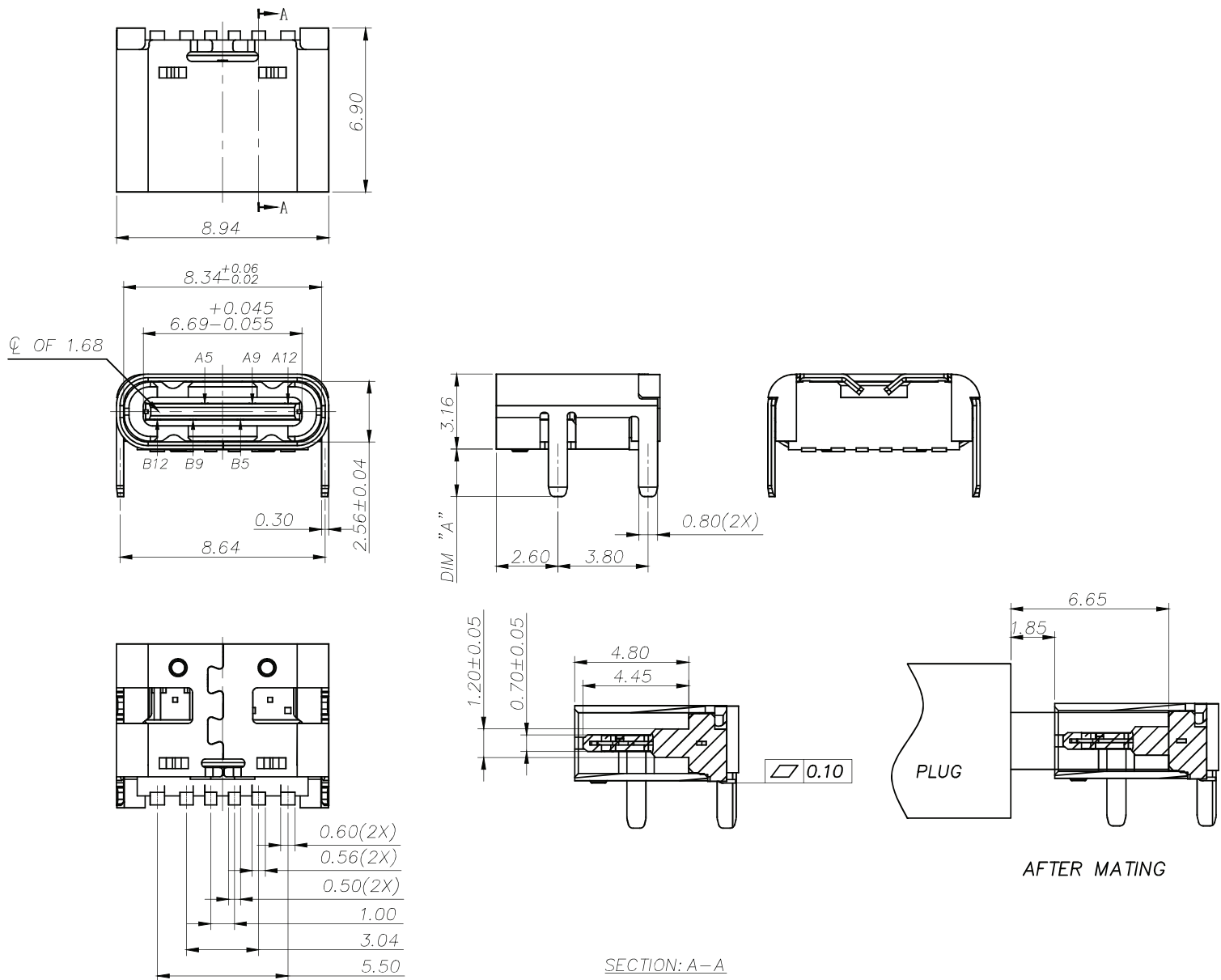


## MECHANICAL DRAWING

units: mm  
tolerance:  
X.X  $\pm 0.30$  mm  
X.XX  $\pm 0.20$  mm  
X.XXX  $\pm 0.10$  mm  
unless otherwise specified



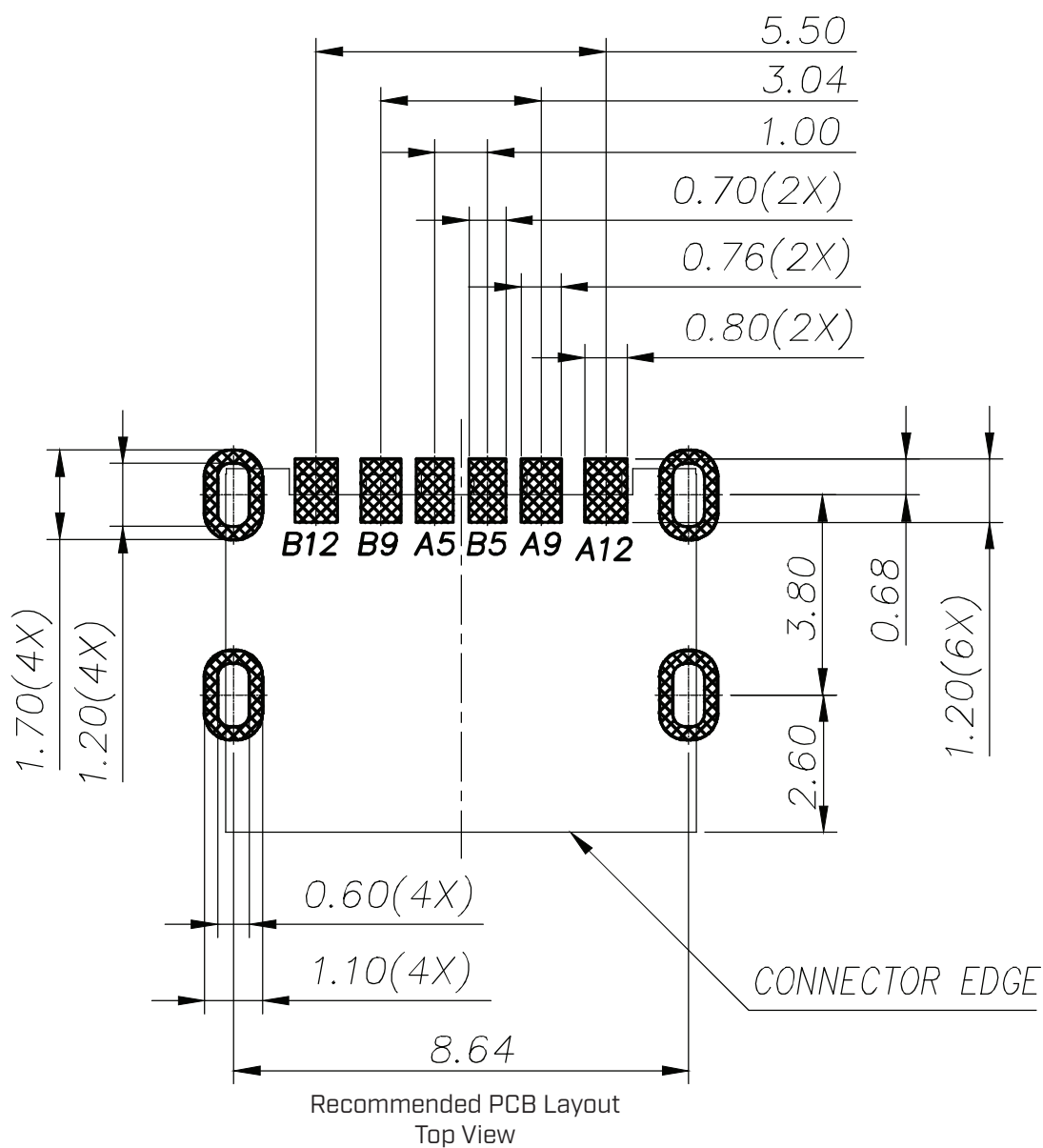
DESCRIPTION	MATERIAL	PLATING/COLOR
housing	PA9T (UL94V-0)	black
contact	C1815	contact area: 1 $\mu$ " gold over 50 $\mu$ " nickel solder area: 1 $\mu$ " gold over 50 $\mu$ " nickel
mid plate	SUS301	clear
front shell	SUS304	nickel



## MECHANICAL DRAWING (CONTINUED)

units: mm  
PCB tolerance:  $\pm 0.05$  mm

PIN CONNECTIONS			
PIN	SIGNAL NAME	PIN	SIGNAL NAME
A5	CC1	B5	CC2
A9	VBUS	B9	VBUS
A12	GND	B12	GND



## PACKAGING

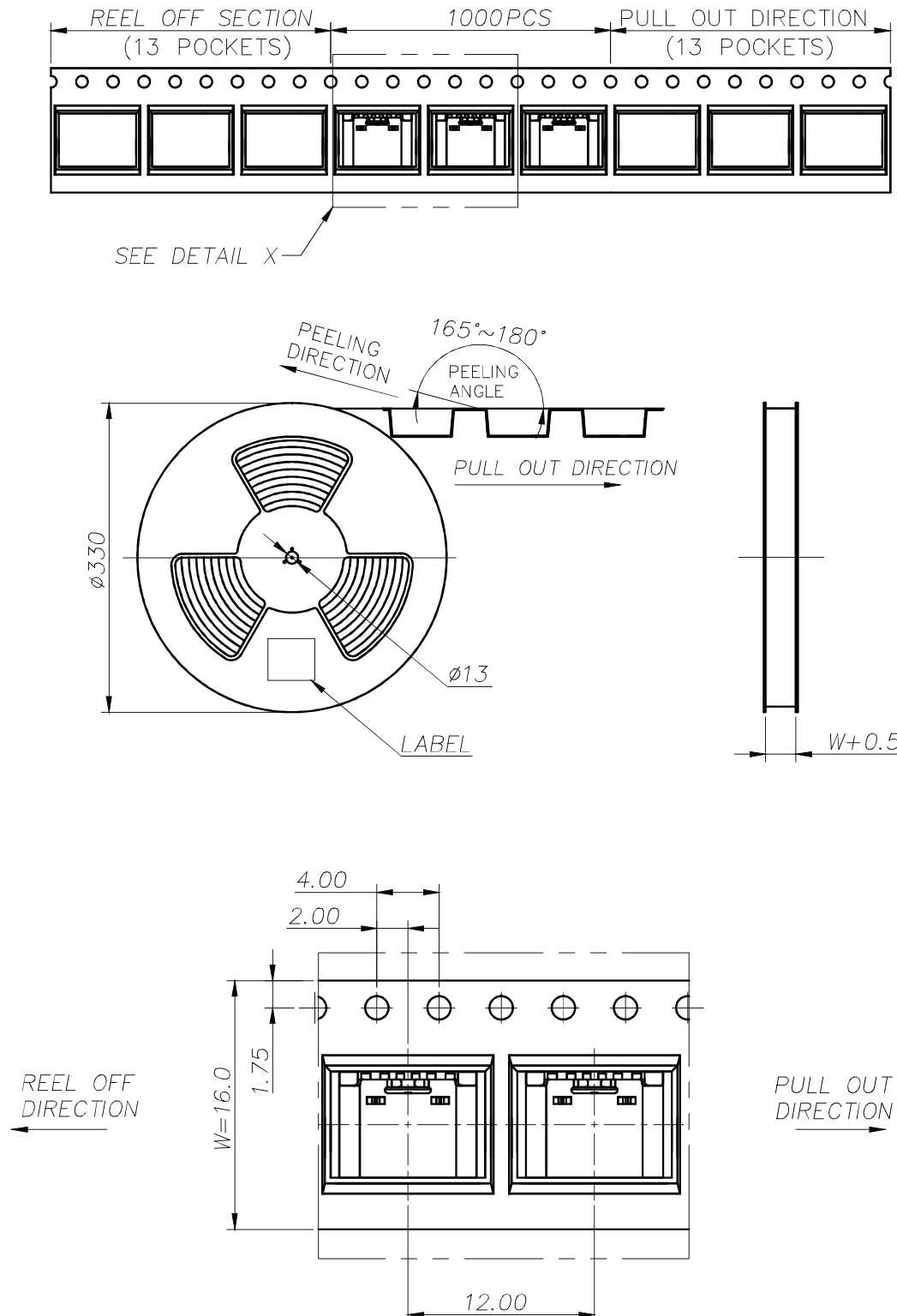
units: mm

Reel Size: Ø380

Tube QTY: 1,000 pcs per reel

Carton Size: 330 x 330 x 320 mm

Carton QTY: 10,000 pcs



REVISION HISTORY

rev.	description	date
1.0	initial release	07/29/2024

The revision history provided is for informational purposes only and is believed to be accurate.



CUI Devices offers a one (1) year limited warranty. Complete warranty information is listed on our website.

CUI Devices reserves the right to make changes to the product at any time without notice. Information provided by CUI Devices is believed to be accurate and reliable. However, no responsibility is assumed by CUI Devices for its use, nor for any infringements of patents or other rights of third parties which may result from its use.

CUI Devices products are not authorized or warranted for use as critical components in equipment that requires an extremely high level of reliability. A critical component is any component of a life support device or system whose failure to perform can be reasonably expected to cause the failure of the life support device or system, or to affect its safety or effectiveness.

**cuidevices.com**

# Mouser Electronics

Authorized Distributor

Click to View Pricing, Inventory, Delivery & Lifecycle Information:

[CUI Devices:](#)

[UJC-H-G-SMT-2-P6-TR](#)