

MODEL: SJ-3571N | **DESCRIPTION:** AUDIO JACK**FEATURES**

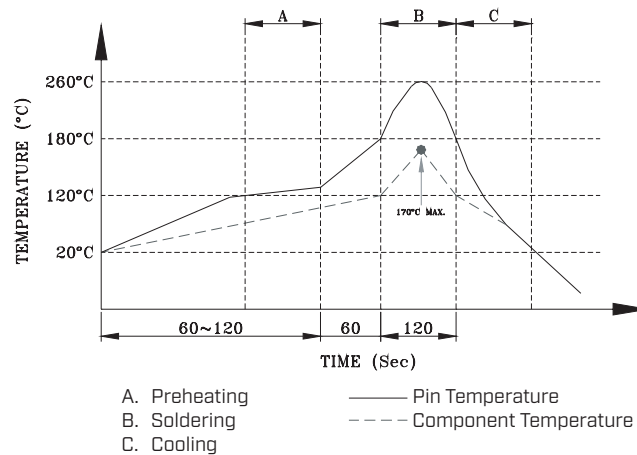
- PCB mount
- stereo
- right angle with isolated DPDT switch
- non-threaded

**SPECIFICATIONS**

parameter	conditions/description	min	typ	max	units
rated input voltage			12		Vdc
rated input current				1	A
contact resistance	between terminal and mating plug between terminal in a closed circuit			100 50	mΩ mΩ
insulation resistance	at 500 Vdc	100			MΩ
voltage withstand	for 1 minute			500	Vac
insertion/withdrawal force		0.3		3	kg
operating temperature		-25		85	°C
life			5,000		cycles
flammability rating	UL94V-0				
RoHS	yes				

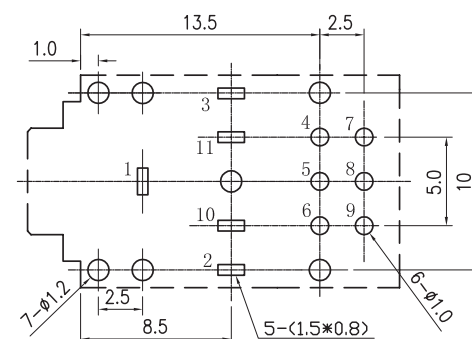
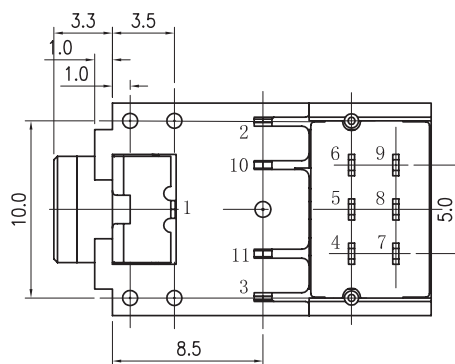
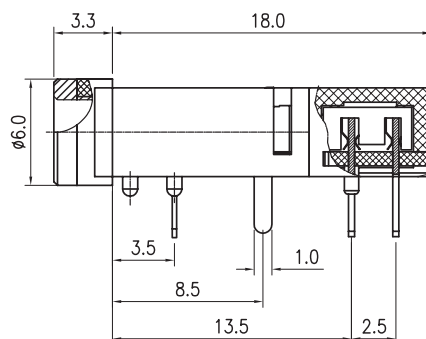
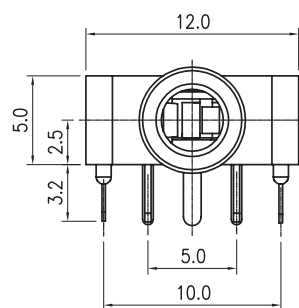
SOLDERABILITY

parameter	conditions/description	min	typ	max	units
wave soldering	for max 5 seconds	255	260	265	°C

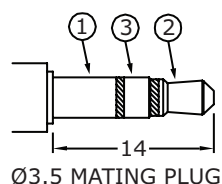


MECHANICAL DRAWING

units: mm
tolerance:
X.X ± 0.30 mm
X.XX ± 0.25 mm
X.XXX ± 0.20 mm
PCB: ± 0.10 mm
unless otherwise specified



Recommended PCB Layout
Top View



Model No.	SJ-3571N
SCHEMATIC	
	Plug Not Inserted
	Plug Inserted
PIN	
1	sleeve
2	tip
3	ring
10	tip switch
11	ring switch

DESCRIPTION	MATERIAL	PLATING/COLOR
terminal 1	brass t=0.25	CuSn
terminal 2	stainless steel t=0.25	CuSn
terminal 3	stainless steel t=0.20	CuSn
terminals 4~9	brass t=0.35	silver
terminals 10, 11	brass t=0.35	CuSn
bushing	copper alloy	CuSn
switch reed	compound silver copper	
switch/slide housing	PA66 [UL94V-0]	black
housing	PA66 [UL94V-0]	black
clip	copper alloy t=0.08	

REVISION HISTORY

rev.	description	date
1.0	initial release	03/01/2006
1.01	new template applied	02/22/2012
1.02	changed material of terminal 2 to be stainless steel	04/05/2016
1.03	changed terminal plating to silver	02/13/2019
1.04	brand update	10/10/2019
1.05	updated bushing details on model SJ-3579AN	03/02/2020
1.06	discontinued models SJ-3570AN, SJ-3570BN, SJ-3579AN, & SJ-3579BN; logo, datasheet style update	08/15/2022
1.07	product reengineered for improved manufacturability and production yield, see PCN for details	05/23/2023

The revision history provided is for informational purposes only and is believed to be accurate.



CUI Devices offers a one (1) year limited warranty. Complete warranty information is listed on our website.

CUI Devices reserves the right to make changes to the product at any time without notice. Information provided by CUI Devices is believed to be accurate and reliable. However, no responsibility is assumed by CUI Devices for its use, nor for any infringements of patents or other rights of third parties which may result from its use.

CUI Devices products are not authorized or warranted for use as critical components in equipment that requires an extremely high level of reliability. A critical component is any component of a life support device or system whose failure to perform can be reasonably expected to cause the failure of the life support device or system, or to affect its safety or effectiveness.

cuidevices.com

Mouser Electronics

Authorized Distributor

Click to View Pricing, Inventory, Delivery & Lifecycle Information:

[CUI Devices:](#)

[SJ-3571N](#)