CUI INC
a bel group

SERIES: SDI30-U | **DESCRIPTION:** AC-DC POWER SUPPLY

FEATURES

- up to 30 W continuous power
- DoE Level VI, CoC Tier 2 efficiency
- universal input voltage range
- compact size
- no load power consumption < 0.075 W
- over voltage and short circuit protections
- UL/cUL and PSE safety approvals
- custom designs available

MODEL

MODEL	output voltage (Vdc)	output current max (A)	output power max (W)	ripple and noise[1] max (mVp-p)	efficiency level[2]
SDI30-12-U	12	2.5	30	200	VI
SDI30-15-U	15	2	30	200	VI
SDI30-19-U	19	1.6	30	300	VI
SDI30-24-U	24	1.25	30	300	VI

Notes: 1. Measured at 100~240 Vac input, full load, 20 MHz bandwidth oscilloscope, output terminated with a 10 µF aluminum electrolytic and 0.1 µF ceramic capacitor.
2. CoC Tier 2 compliant

PART NUMBER KEY

SDI30 - XX - U X - XXX - CXX

Base Number

Output Voltage

AC Inlet Type:
IEC320/C14

Input Cable:
"Blank" = No Cable
C = North America input cable
2 = Europe input cable
3 = United Kingdom input cable
4 = Australia input cable
5 = China input cable
6 = South Korea input cable
7 = Brazil input cable
8 = South Africa input cable
9 = Japan input cable

DC Plug Type:
XXX = See output plug options on page 5 for more details

Reserved for Custom Configurations

DISCONTINUED

INPUT

parameter	conditions/description	min	typ	max	units
voltage		90		264	Vac
frequency		47		63	Hz
current				1	A
leakage current				3.5	mA
no load power consumption				0.075	W

OUTPUT

parameter	conditions/description	min	typ	max	units
load regulation			±5		%

PROTECTIONS

parameter	conditions/description	min	typ	max	units
over voltage protection	12 Vdc output model 15 Vdc output model 19 Vdc output model 24 Vdc output model			16 22 27 32	Vdc Vdc Vdc Vdc
over current protection	12 Vdc output model 15 Vdc output model 19 Vdc output model 24 Vdc output model			4 4 4 2.8	A A A A
short circuit protection	output shut down, auto recovery				

SAFETY & COMPLIANCE

parameter	conditions/description	min	typ	max	units
isolation voltage	input to output at 10 mA for 1 minute		1,500 2,121		Vac Vdc
isolation resistance	input to output at 500 Vdc	100			MΩ
safety approvals	UL/cUL, PSE				
EMI/EMC	FCC Part 15B Class B				
RoHS	2011/65/EU				

ENVIRONMENTAL

parameter	conditions/description	min	typ	max	units
operating temperature		0		40	°C
storage temperature		-10		70	°C
operating humidity	non-condensing	20		80	%
storage humidity	non-condensing	10		90	%

DISCONTINUED

MECHANICAL

parameter	conditions/description	min	typ	max	units
dimensions	111 x 52 x 32.3				mm
inlet plug	IEC320/C14				
weight	without AC cord with AC cord		240 270		g g

MECHANICAL DRAWING

units: mm

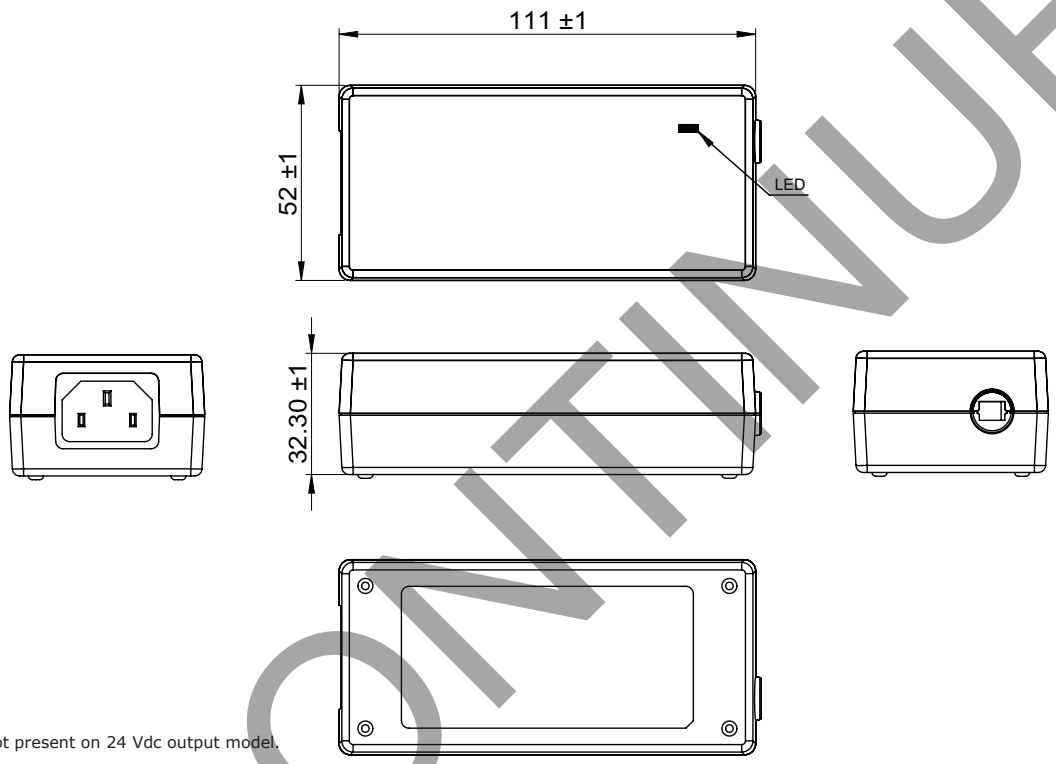

Note: 1. LED indicator is not present on 24 Vdc output model.

DC CORD

units: mm

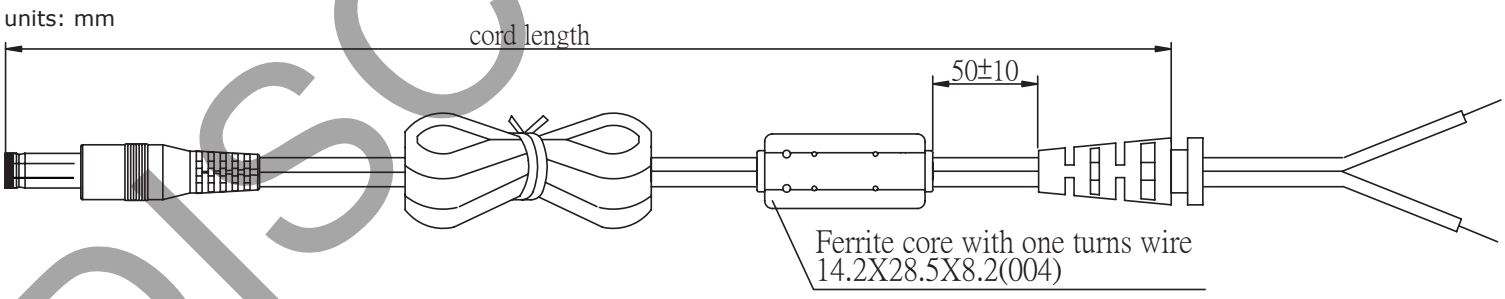

Table 1

MODEL NO.	CABLE	CORD LENGTH
SDI30-12-U	UL2468, 16 AWG	1,530 mm ±100
SDI30-15-U	UL2468, 18 AWG	1,530 mm ±100
SDI30-19-U	UL2468, 20 AWG	1,530 mm ±100
SDI30-24-U	UL2468, 20 AWG	1,530 mm ±100

DISCONTINUED

AC CORD

units: mm

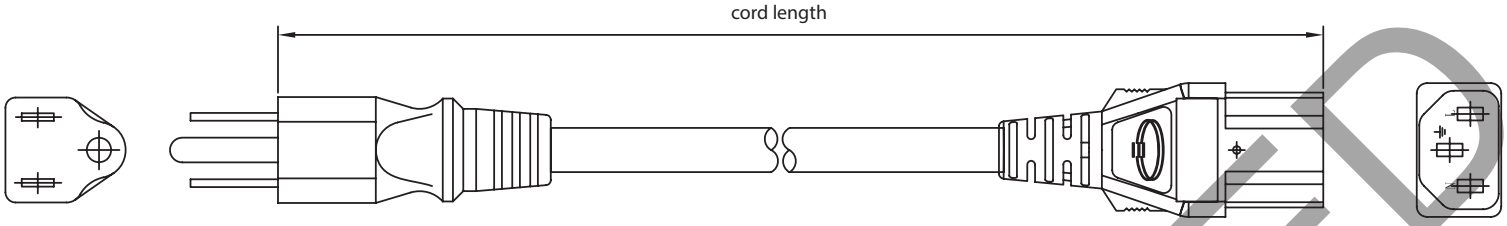

NORTH AMERICA

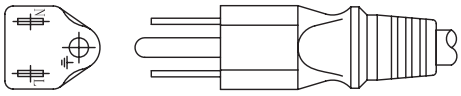

EUROPE

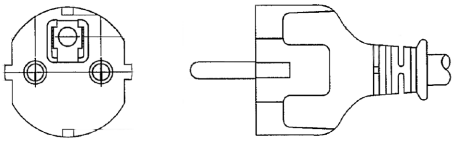

UNITED KINGDOM

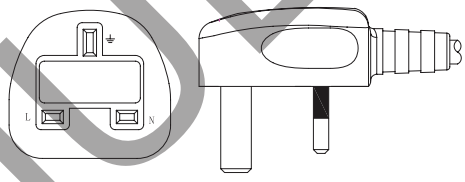

AUSTRALIA

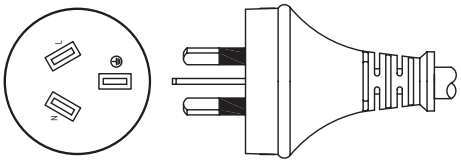

CHINA

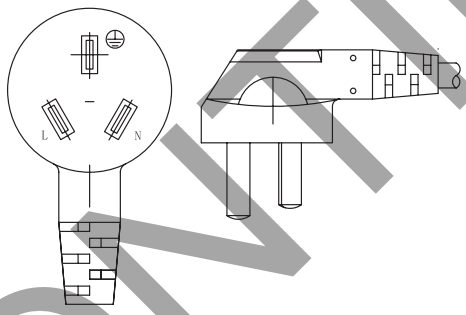

SOUTH KOREA

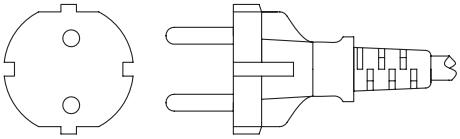

BRAZIL

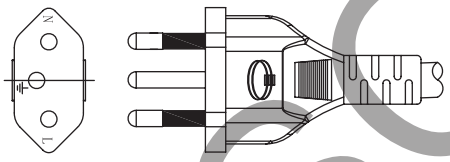

SOUTH AFRICA

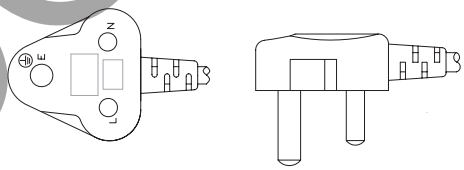

JAPAN

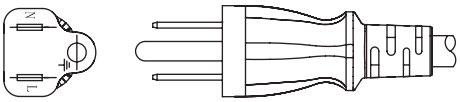

Table 2

AC INPUT	CORD LENGTH
North America	1,830 mm +200/-30
Europe	1,830 mm +200/-30
United Kingdom	1,830 mm +200/-30
Australia	1,830 mm +200/-30
China	1,830 mm +200/-30
South Korea	1,830 mm ±30
Brazil	1,830 mm ±30
South Africa	1,830 mm ±30
Japan	1,830 mm ±30

DISCONTINUED

DC PLUG TYPE PART NUMBER KEY

X X X

Plug Polarity:
P = Center Positive

N = Center Negative

Plug Code:
X = Choose a code from the options below

Plug Angle:
"blank" = Straight
R = Right Angle

Plug Polarity		Code		Dimensions (mm)			Plug Angle	
Center Pos.	Center Neg.	Option	Type	A	B	C	Straight	Right
•	•	5	Standard	5.5	2.1	9.5	•	•
•	•	6	Standard	5.5	2.5	9.5	•	•
•	•	7	Standard	3.5	1.35	9.5	•	•
•	•	8	Standard	3.8	1.35	9.5	•	•
•	•	9	Standard	3.8	1.05	9.5	•	•
•	•	10	Locking	5.5	2.1	9.5	•	N/A
•	•	11	Locking	5.5	2.5	9.5	•	N/A
•	•	12	EIAJ-1	2.35	0.7	9.5	•	•
•	•	13	EIAJ-2	4.0	1.7	9.5	•	•
•	•	14	EIAJ-3	4.75	1.7	9.5	•	•
N/A	N/A	ST	Stripped & Tinned				N/A	N/A

Note: 1. Contact CUI for additional plug options

Standard

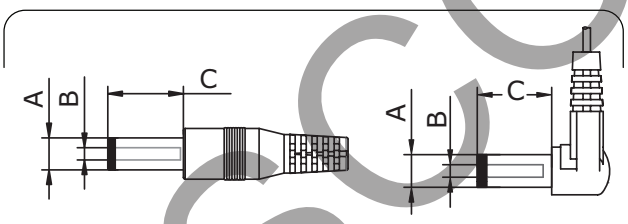

Straight Right Angle (R)

EIAJ

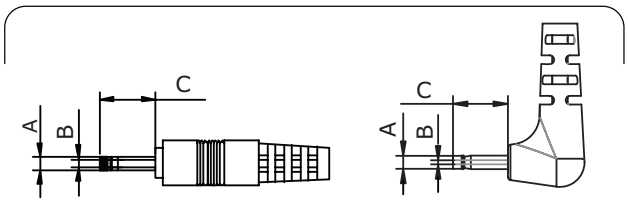

Straight Right Angle (R)

Locking

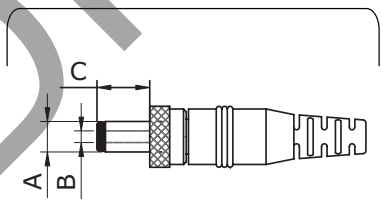

Stripped & Tinned

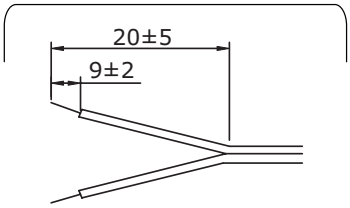

DISCONTINUED

REVISION HISTORY

rev.	description	date
1.0	initial release	11/15/2016
1.01	updated datasheet	03/14/2018
1.02	company logo updated	09/30/2020
1.03	safeties updated	12/09/2020

The revision history provided is for informational purposes only and is believed to be accurate.

DISCONTINUED

CUI INC
a bel group

Headquarters
20050 SW 112th Ave.
Tualatin, OR 97062
800.275.4899

Fax 503.612.2383
cui.com
techsupport@cui.com

This device complies with part 15 of the FCC Rules. Operation is subject to the following two conditions:
(1) This device may not cause harmful interference, and
(2) this device must accept any interference received, including interference that may cause undesired operation.

CUI offers a one (1) year limited warranty. Complete warranty information is listed on our website.

CUI reserves the right to make changes to the product at any time without notice. Information provided by CUI is believed to be accurate and reliable. However, no responsibility is assumed by CUI for its use, nor for any infringements of patents or other rights of third parties which may result from its use.

CUI products are not authorized or warranted for use as critical components in equipment that requires an extremely high level of reliability. A critical component is any component of a life support device or system whose failure to perform can be reasonably expected to cause the failure of the life support device or system, or to affect its safety or effectiveness.

Mouser Electronics

Authorized Distributor

Click to View Pricing, Inventory, Delivery & Lifecycle Information:

CUI Inc.:

SDI30-15-U-P5 SDI30-12-U-P5 SDI30-15-U2-P6R SDI30-19-U-P6 SDI30-24-U-P6 SDI30-15-U-P5R SDI30-19-UC-P6R SDI30-24-UC-P6 SDI30-24-UC-P6R SDI30-24-U2-P5R SDI30-19-U2-P6R SDI30-19-U2-P5 SDI30-15-U-P6 SDI30-15-U2-P5R SDI30-24-U2-P6R SDI30-12-U2-P6R SDI30-12-U2-P6 SDI30-19-UC-P5 SDI30-24-UC-P5 SDI30-12-U-P6 SDI30-12-U-P6R SDI30-24-U2-P6 SDI30-24-U-P6R SDI30-12-U2-P5 SDI30-15-UC-P6 SDI30-19-UC-P6 SDI30-12-UC-P5R SDI30-15-U2-P5 SDI30-12-UC-P6 SDI30-15-U2-P6 SDI30-12-UC-P6R SDI30-24-U-P5 SDI30-12-U-P5R SDI30-19-U-P5R SDI30-15-UC-P5 SDI30-15-UC-P6R SDI30-19-U2-P5R SDI30-19-U2-P6 SDI30-12-UC-P5 SDI30-15-U-P6R SDI30-19-U-P6R SDI30-19-U-P5 SDI30-24-U2-P5 SDI30-19-UC-P5R SDI30-24-UC-P5R SDI30-24-U-P5R SDI30-15-UC-P5R SDI30-12-U2-P5R