

**MODEL:** PJ-034B | **DESCRIPTION:** DC POWER JACK**FEATURES**

- 2.5 mm center pin
- 2.5 A rating
- vertical orientation
- through hole
- low profile housing with plastic placement pins

**SPECIFICATIONS**

parameter	conditions/description	min	typ	max	units
rated input voltage			16		Vdc
rated input current				2.5	A
contact resistance <sup>1</sup>	between terminal and mating plug			50	mΩ
	between terminal in a closed circuit			30	mΩ
insulation resistance	at 500 Vdc	100			MΩ
voltage withstand	at 50/60Hz for 1 minute			500	Vac
insertion/withdrawal force		0.3		3	kg
terminal strength	any direction for 10 seconds			500	g
operating temperature		-25		85	°C
life			5,000		cycles
flammability rating	UL94V-0				
RoHS	2011/65/EU				

Note: 1. When measured at a current of less than 100 mA/1 kHz

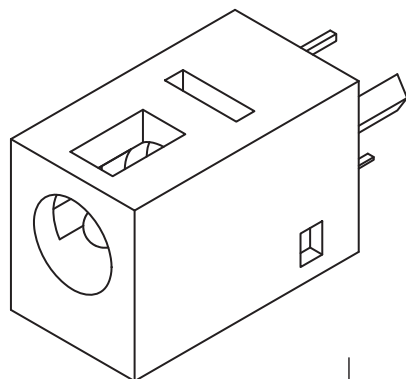
**SOLDERABILITY**

parameter	conditions/description	min	typ	max	units
wave soldering	dipped in solder pot for 5 ±0.5 seconds	255	260	265	°C

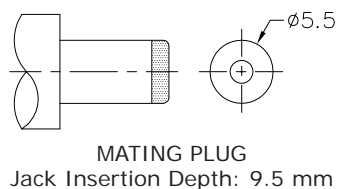
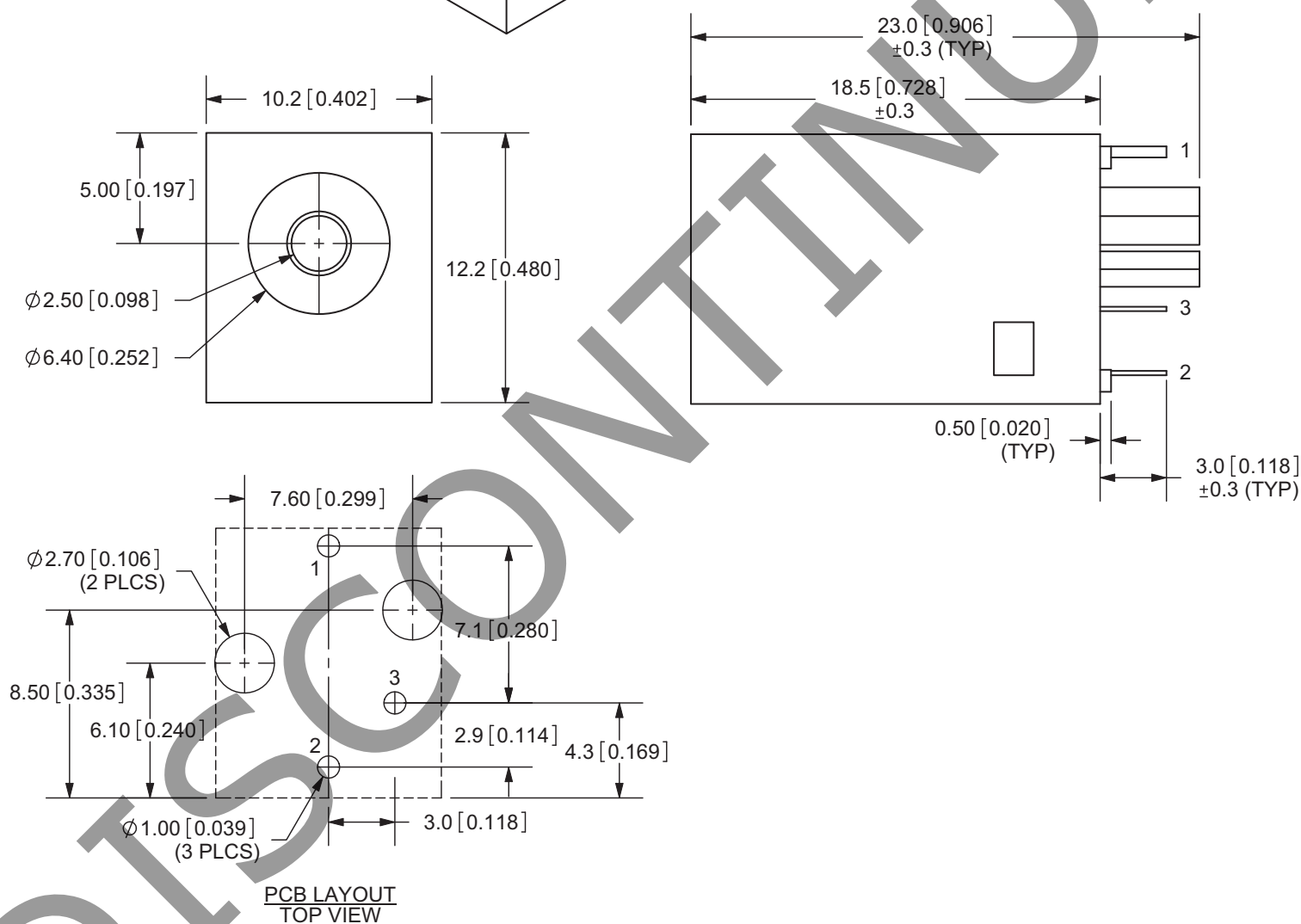
## MECHANICAL DRAWING

units: mm[inches]

tolerance:

X.X  $\pm 0.2$ mmX.XX  $\pm 0.1$ mmX.XXX  $\pm 0.05$ mm

	MATERIAL	PLATING
center pin	copper	nickel plated
terminal 1	brass	tin plated
terminal 2	copper alloy	tin plated
terminal 3	brass	tin plated
plastic	PBT	



SCHEMATIC	
Model	PJ-034B
Center Pin	$\phi 2.5$ mm

Note: 1. All specifications measured at 10~35°C, humidity at 45~85%, under standard atmospheric pressure, unless otherwise noted.

## REVISION HISTORY

rev.	description	date
1.0	initial release	07/30/2007
1.01	applied new spec template	09/12/2013

The revision history provided is for informational purposes only and is believed to be accurate.

**CUI INC®**

**Headquarters**  
20050 SW 112th Ave.  
Tualatin, OR 97062  
**800.275.4899**

Fax 503.612.2383  
**cui.com**  
techsupport@cui.com

CUI offers a one (1) year limited warranty. Complete warranty information is listed on our website.

CUI reserves the right to make changes to the product at any time without notice. Information provided by CUI is believed to be accurate and reliable. However, no responsibility is assumed by CUI for its use, nor for any infringements of patents or other rights of third parties which may result from its use.

CUI products are not authorized or warranted for use as critical components in equipment that requires an extremely high level of reliability. A critical component is any component of a life support device or system whose failure to perform can be reasonably expected to cause the failure of the life support device or system, or to affect its safety or effectiveness.

# Mouser Electronics

Authorized Distributor

Click to View Pricing, Inventory, Delivery & Lifecycle Information:

CUI Devices:

PJ-034B