


**MODEL:** PJ-033B | **DESCRIPTION:** DC POWER JACK**FEATURES**

- 2.5 mm center pin
- snap-in tabs
- through hole mount, vertical orientation
- 2 conductors, 1 internal switch

**SPECIFICATIONS**

parameter	conditions/description	min	typ	max	units
rated input voltage			24		Vdc
rated input current				2.5	A
contact resistance <sup>1</sup>	between terminal and mating plug between terminal in a closed circuit			50 30	mΩ mΩ
insulation resistance	at 500 Vdc	100			MΩ
voltage withstand	at 50/60Hz for 1 minute			500	Vac
insertion/withdrawal force		0.3		3	kg
terminal strength	any direction for 10 seconds			500	g
operating temperature		-25		85	°C
life			5,000		cycles
flammability rating	UL94V-0				
RoHS	yes				

Note: 1. When measured at a current of less than 100 mA / 1 kHz

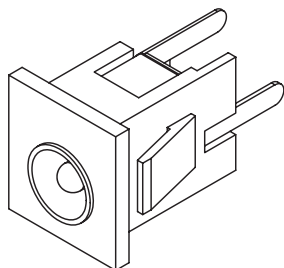
**SOLDERABILITY**

parameter	conditions/description	min	typ	max	units
wave soldering		255	260	265	°C

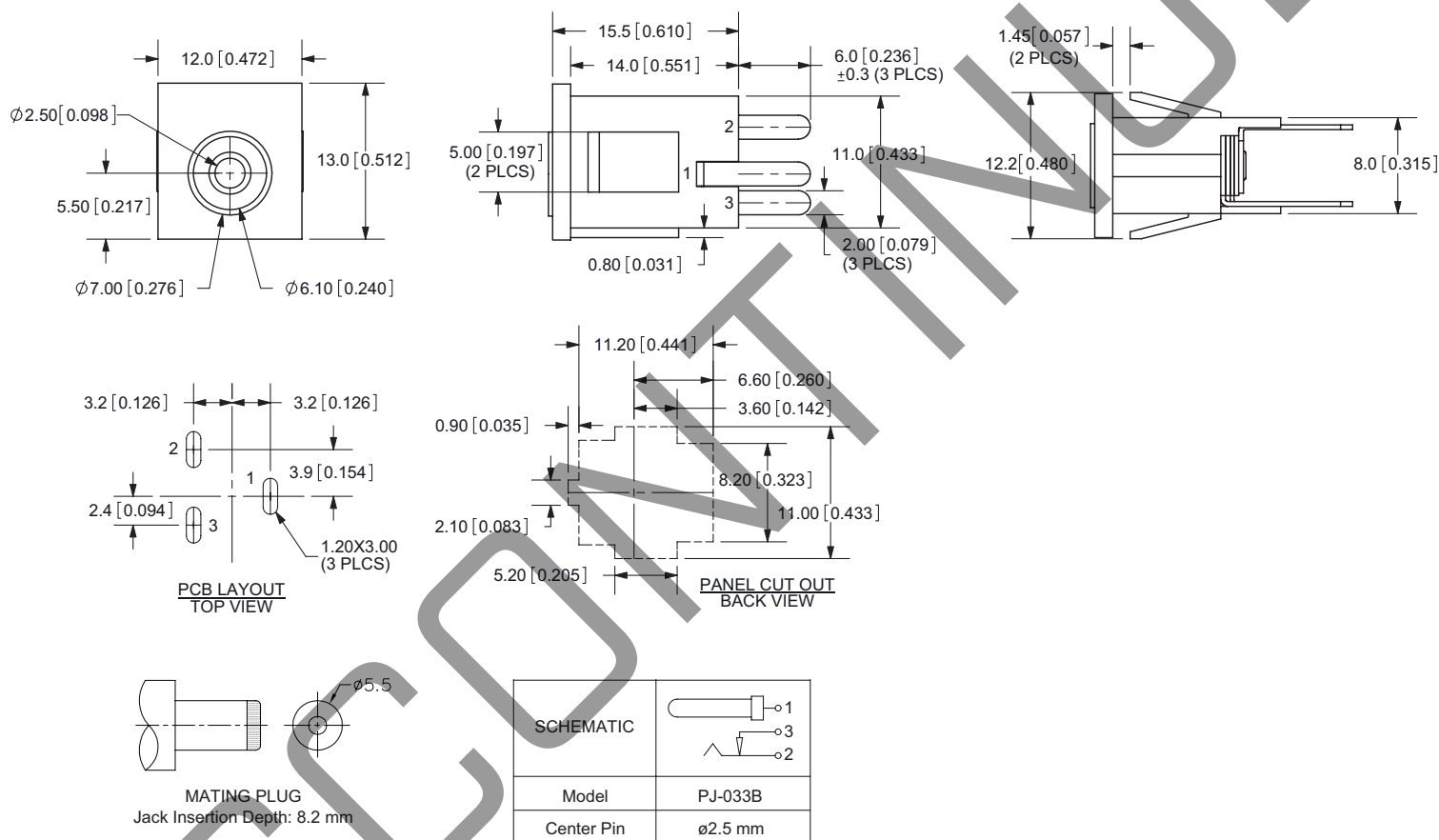
## MECHANICAL DRAWING

units: mm[inches]

tolerance:

X.X  $\pm 0.2$ mmX.XX  $\pm 0.1$ mmX.XXX  $\pm 0.05$ mm

	MATERIAL	PLATING
center pin	copper	nickel
terminal 1	brass	tin
terminal 2	copper alloy	tin
terminal 3	brass	tin
plastic	PBT	



Note: 1. All specifications measured at 10~35°C, humidity at 45~85%, under standard atmospheric pressure, unless otherwise noted.

## REVISION HISTORY

rev.	description	date
1.0	initial release	07/30/2007
1.01	changed insulator material to PBT, applied new spec template	08/22/2013
1.02	increased voltage rating	04/28/2016
1.03	brand update	11/06/2019
1.04	logo, datasheet style update	08/05/2022

The revision history provided is for informational purposes only and is believed to be accurate.

# Mouser Electronics

Authorized Distributor

Click to View Pricing, Inventory, Delivery & Lifecycle Information:

[CUI Devices:](#)

[PJ-033B](#)