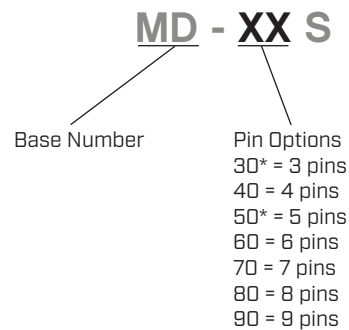


SERIES: MD-S | **DESCRIPTION:** MINI DIN CONNECTOR**FEATURES**

- PCB mount
- right angle
- non-shielded

**PART NUMBER KEY**

Notes: *Discontinued models MD-30S & MD-50S

SPECIFICATIONS

parameter	conditions/description	min	typ	max	units
rated input voltage			100 12		Vac Vdc
rated input current	at 100 Vac at 12 Vdc			1 2	A A
contact resistance				30	mΩ
insulation resistance	at 250 Vdc	50			MΩ
voltage withstand				250	Vac
insertion force		0.8		6.0	kg
withdrawal force		0.8		4.5	kg
operating temperature		-40		85	°C
life			1,000		cycles
flammability rating	UL94V-0				
RoHS	yes				

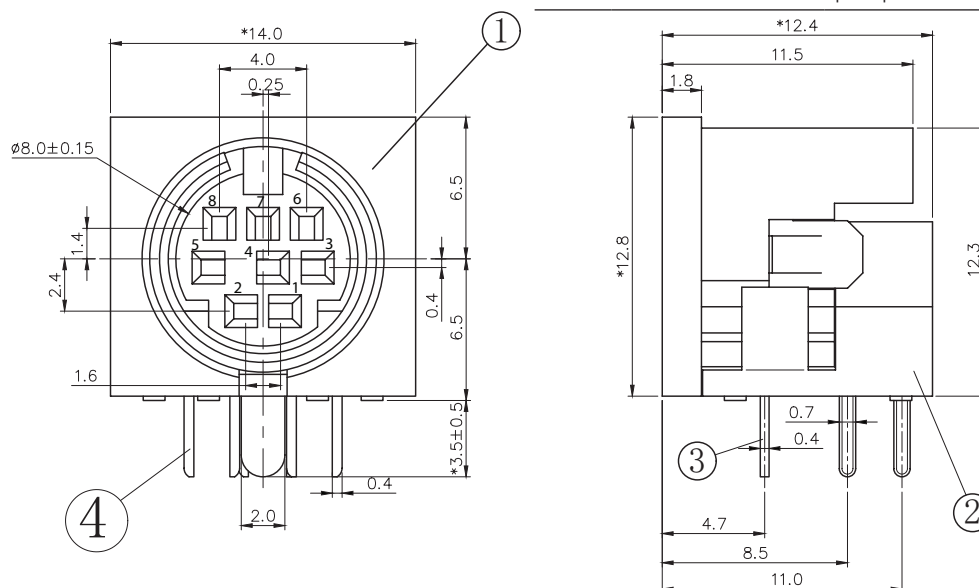
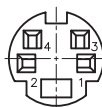
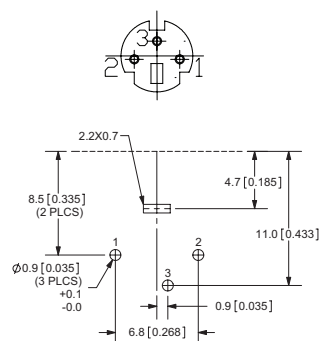
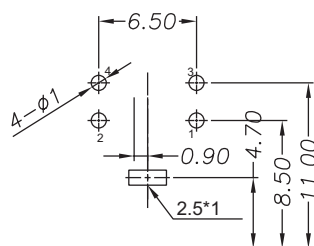
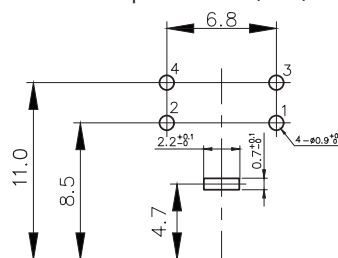
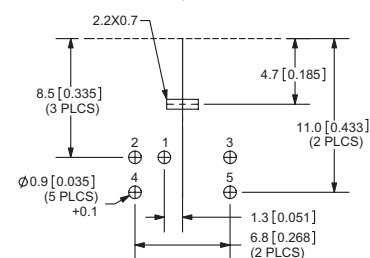
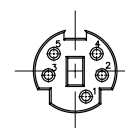
SOLDERABILITY

parameter	conditions/description	min	typ	max	units
wave soldering	for 10 seconds max	235		260	°C
hand soldering	for 5±1 seconds	240	245	250	°C

MECHANICAL DRAWINGS (MD-30S, MD-40S, MD-50S)

units: mm
 tolerance: ± 0.3 mm
 PCB: ± 0.1 mm
 unless otherwise noted

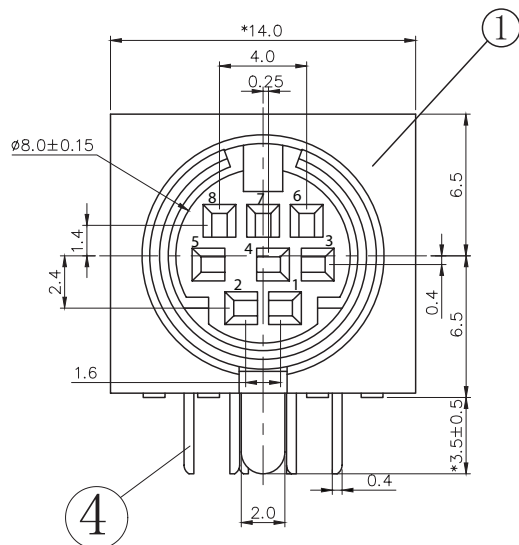
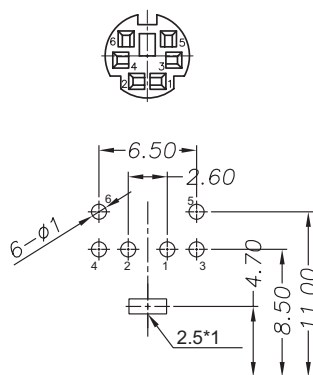
ITEM	DESCRIPTION	MATERIAL	PLATING/COLOR
1	body	PBT (UL94V-0)	black
2	cover	PBT (UL94V-0)	black
3	earth terminal	brass	tin
4	terminals	phosphor bronze	silver

**MD-40S****MD-30S**Recommended PCB Layout
Top ViewRecommended PCB Layout
Top View
[Date Codes prior to 03/03/2022]Recommended PCB Layout
Top View
[Date Codes after 03/03/2022]**MD-50S**Recommended PCB Layout
Top View

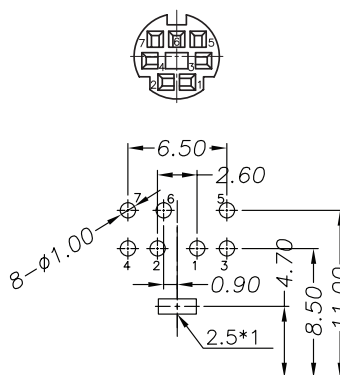
MECHANICAL DRAWINGS (MD-60S, MD-70S, MD-80S)

units: mm
tolerance: ± 0.3 mm
PCB: ± 0.1 mm
unless otherwise noted

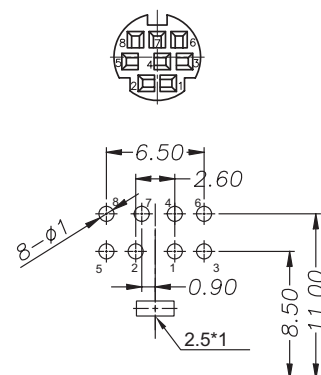
ITEM	DESCRIPTION	MATERIAL	PLATING/COLOR
1	body	PBT (UL94V-0)	black
2	cover	PBT (UL94V-0)	black
3	earth terminal	brass	tin
4	terminals	phosphor bronze	silver

**MD-60S****MD-70S****MD-80S**

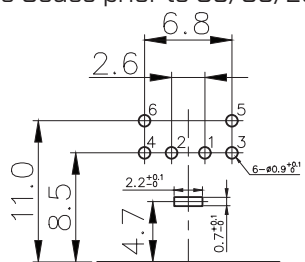
Recommended PCB Layout
Top View
(Date Codes prior to 03/03/2022)



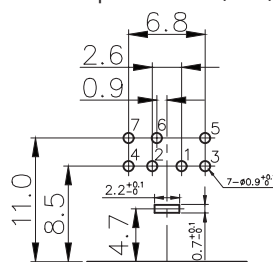
Recommended PCB Layout
Top View
(Date Codes prior to 03/03/2022)



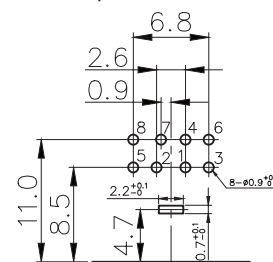
Recommended PCB Layout
Top View
(Date Codes prior to 03/03/2022)



Recommended PCB Layout
Top View
(Date Codes after 03/03/2022)



Recommended PCB Layout
Top View
(Date Codes after 03/03/2022)

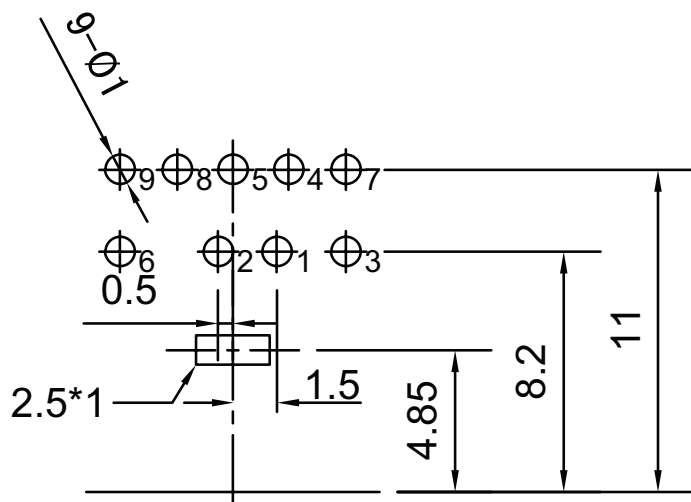
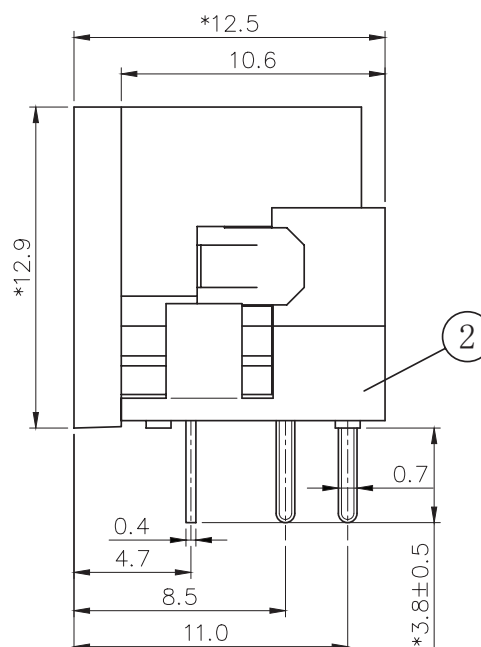
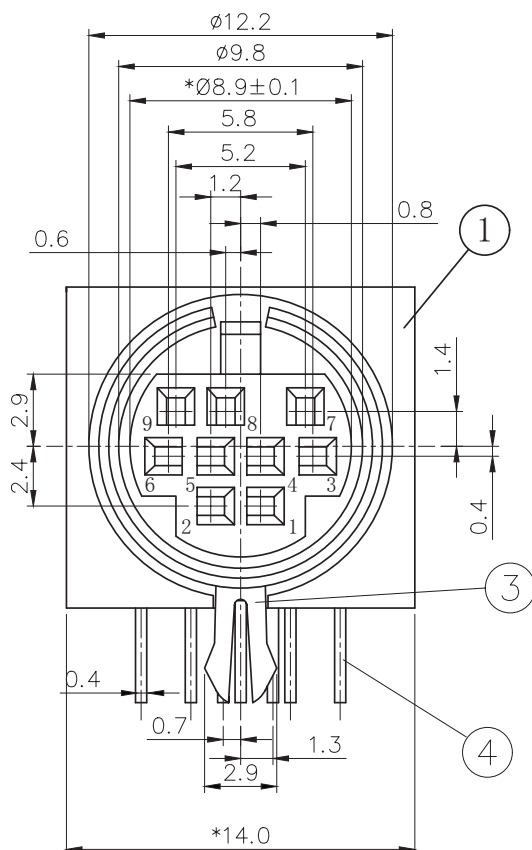


Recommended PCB Layout
Top View
(Date Codes after 03/03/2022)

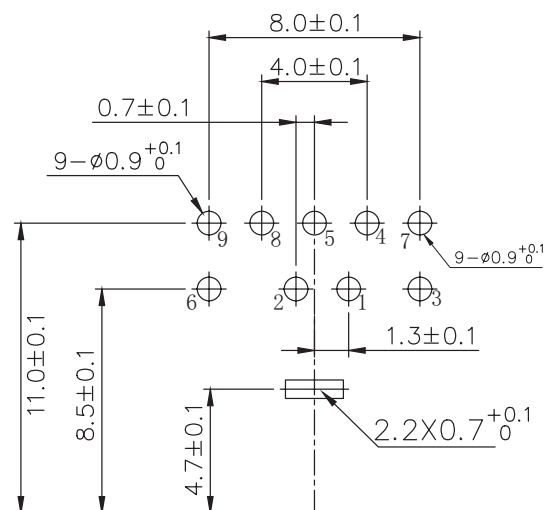
MECHANICAL DRAWING (MD-90S)

units: mm
 tolerance: ± 0.3 mm
 PCB: ± 0.1 mm
 unless otherwise noted

ITEM	DESCRIPTION	MATERIAL	PLATING/COLOR
1	body	PBT (UL94V-0)	black
2	cover	PBT (UL94V-0)	black
3	earth terminal	brass	tin
4	terminals	phosphor bronze	silver



Recommended PCB Layout
 Top View
 [Date Codes prior to 03/03/2022]



Recommended PCB Layout
 Top View
 [Date Codes after 03/03/2022]

REVISION HISTORY

rev.	description	date
1.0	initial release	02/23/2006
1.01	new template applied	02/16/2012
1.02	housing updates	03/29/2012
1.03	updated datasheet	08/25/2017
1.04	discontinued models MD-30S and MD-50S, brand update	10/08/2019
1.05	updated housing	12/12/2019
1.06	updated PCB footprints	09/01/2020
1.07	modified design, changed factory	02/18/2022
1.08	logo, datasheet style update	08/05/2022

The revision history provided is for informational purposes only and is believed to be accurate.



CUI Devices offers a one (1) year limited warranty. Complete warranty information is listed on our website.

CUI Devices reserves the right to make changes to the product at any time without notice. Information provided by CUI Devices is believed to be accurate and reliable. However, no responsibility is assumed by CUI Devices for its use, nor for any infringements of patents or other rights of third parties which may result from its use.

CUI Devices products are not authorized or warranted for use as critical components in equipment that requires an extremely high level of reliability. A critical component is any component of a life support device or system whose failure to perform can be reasonably expected to cause the failure of the life support device or system, or to affect its safety or effectiveness.

cuidevices.com

Mouser Electronics

Authorized Distributor

Click to View Pricing, Inventory, Delivery & Lifecycle Information:

[CUI Devices:](#)

[MD-70S](#) [MD-90S](#) [MD-80S](#) [MD-40S](#) [MD-60S](#)