

**SERIES:** HSS-B20-05 | **DESCRIPTION:** HEAT SINK**FEATURES**

- TO-220 package
- available with and without solder pins
- black anodized finish
- aluminum

**MODEL**

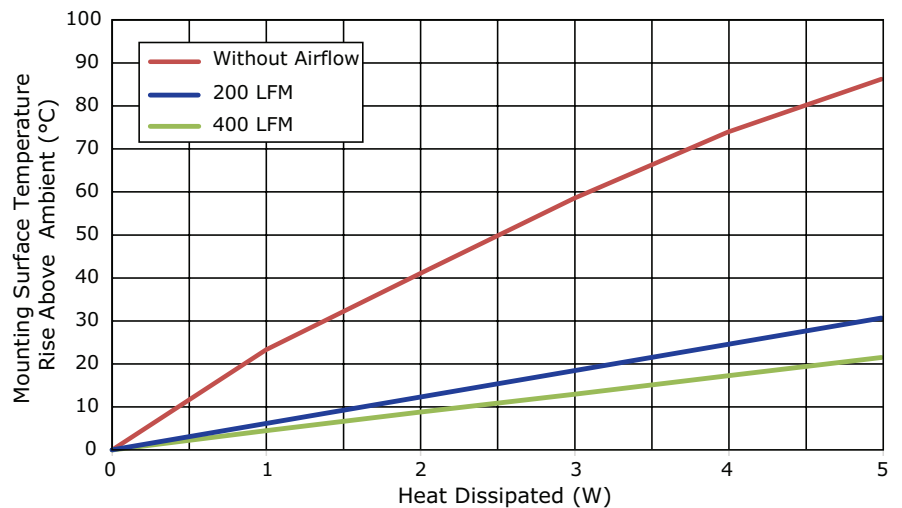
|               | solder pin  |                | thermal resistance <sup>1</sup>        |                              |                             |                             | power dissipation <sup>1</sup>      |
|---------------|-------------|----------------|--|------------------------------|-----------------------------|-----------------------------|-------------------------------------|
|               | orientation | length<br>[mm] | @ 75°C $\Delta T$ , nat<br>conv [°C/W] | @ 1 W,<br>nat conv<br>[°C/W] | @ 1 W,<br>200 LFM<br>[°C/W] | @ 1 W,<br>400 LFM<br>[°C/W] | @ 75°C $\Delta T$ , nat<br>conv [W] |
| HSS-B20-095H  | horizontal  | 9.5            | 18.34                                  | 23.32                        | 6.50                        | 4.48                        | 4.09                                |
| HSS-B20-NP-15 | no pin      | --             | 18.34                                  | 23.32                        | 6.50                        | 4.48                        | 4.09                                |

Note: 1. See performance curves for full thermal resistance details.

**PERFORMANCE CURVES**

| Power<br>[W] | Heatsink Temperature Rise Above<br>Ambient ( $\Delta T = T_{hs} - T_a$ ) [°C] |         |         |
|--------------|---|---------|---------|
|              | Natural<br>Conv.  | 200 LFM | 400 LFM |
| 0            | 0   | 0       | 0       |
| 1            | 23.32   | 6.50    | 4.48    |
| 2            | 41.07   | 12.47   | 8.78    |
| 3            | 58.53   | 18.87   | 12.95   |
| 4            | 73.99   | 25.00   | 17.27   |
| 5            | 86.32   | 30.94   | 21.52   |

$T_{hs}$ : "hot spot" temperature measured on the heatsink  
 $T_a$ : ambient temperature

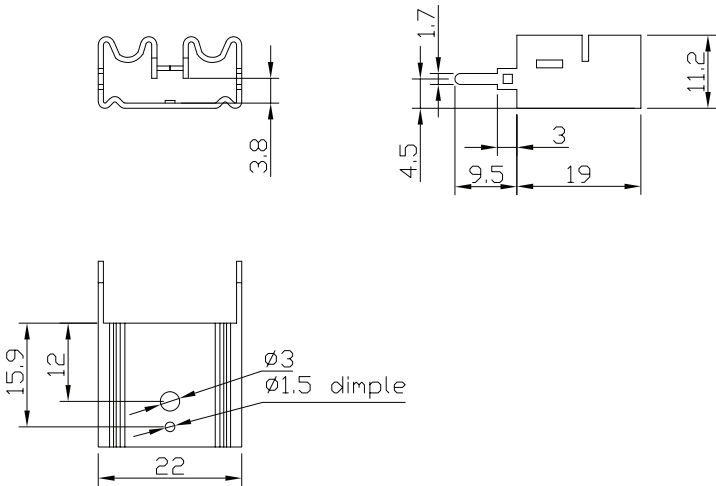


MECHANICAL DRAWING

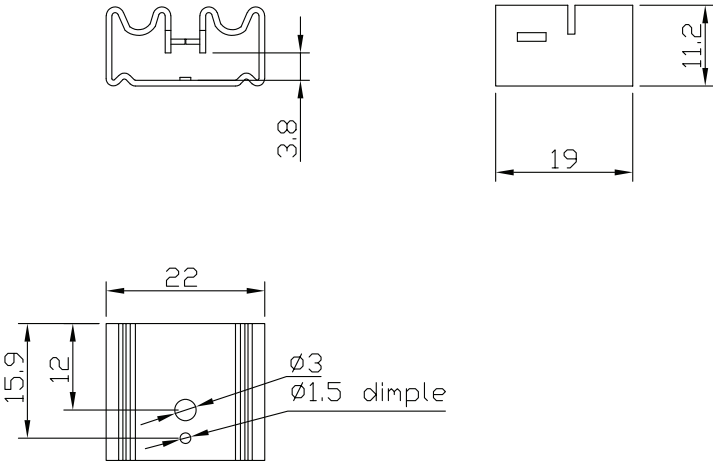
units: mm  
tolerance: ±0.5 mm

|           |   |
|-----------|---|
| MATERIAL  | AL5052                                      |
| FINISH    | black anodized                              |
| THICKNESS | 0.8 mm                                      |
| WEIGHT    | HSS-B20-095H: 2.9 g<br>HSS-B20-NP-15: 2.9 g |

HSS-B20-095H



HSS-B20-NP-15



REVISION HISTORY

| rev. | description                       | date       |
|------|-----------------------------------|------------|
| 1.0  | initial release                   | 03/29/2017 |
| 1.01 | brand update                      | 02/12/2020 |
| 1.02 | logo, datasheet style update      | 08/05/2022 |
| 1.03 | updated drawings                  | 02/02/2023 |
| 1.04 | CUI Devices rebranded to Same Sky | 09/12/2024 |

The revision history provided is for informational purposes only and is believed to be accurate.



Same Sky offers a one (1) year limited warranty. Complete warranty information is listed on our website.

Same Sky reserves the right to make changes to the product at any time without notice. Information provided by Same Sky is believed to be accurate and reliable. However, no responsibility is assumed by Same Sky for its use, nor for any infringements of patents or other rights of third parties which may result from its use.

Same Sky products are not authorized or warranted for use as critical components in equipment that requires an extremely high level of reliability. A critical component is any component of a life support device or system whose failure to perform can be reasonably expected to cause the failure of the life support device or system, or to affect its safety or effectiveness.

[sameskydevices.com](https://www.sameskydevices.com)

# Mouser Electronics

Authorized Distributor

Click to View Pricing, Inventory, Delivery & Lifecycle Information:

[CUI Devices:](#)

[HSS-B20-095H](#) [HSS-B20-NP-15](#)