

**SERIES:** CDM818 | **DESCRIPTION:** M8 CABLE**FEATURES**

- M8 molded female cable connector
- A & B code versions
- right-angled
- IP67
- 1, 2, & 3 meter length options

**SPECIFICATIONS**

parameter	conditions/description	min	typ	max	units
rated voltage	3 & 4 pole models			60	V
	5, 6, & 8 pole models			30	V
rated current	3, 4, & 5 pole models			3	A
	6 & 8 pole models			1.5	A
withstanding voltage	for 1 minute		1,500		Vac
contact resistance				10	mΩ
insulation resistance	at 500 Vdc for 1 minute	100			MΩ
insertion/withdrawal force		0.3		1.5	kgf
operating temperature		-25		80	°C
life		100			cycles
safety approvals	compliant with IEC61076-2-104				
flammability rating	see material table				
RoHS	yes				
IP level	IP67 (in mated condition)				

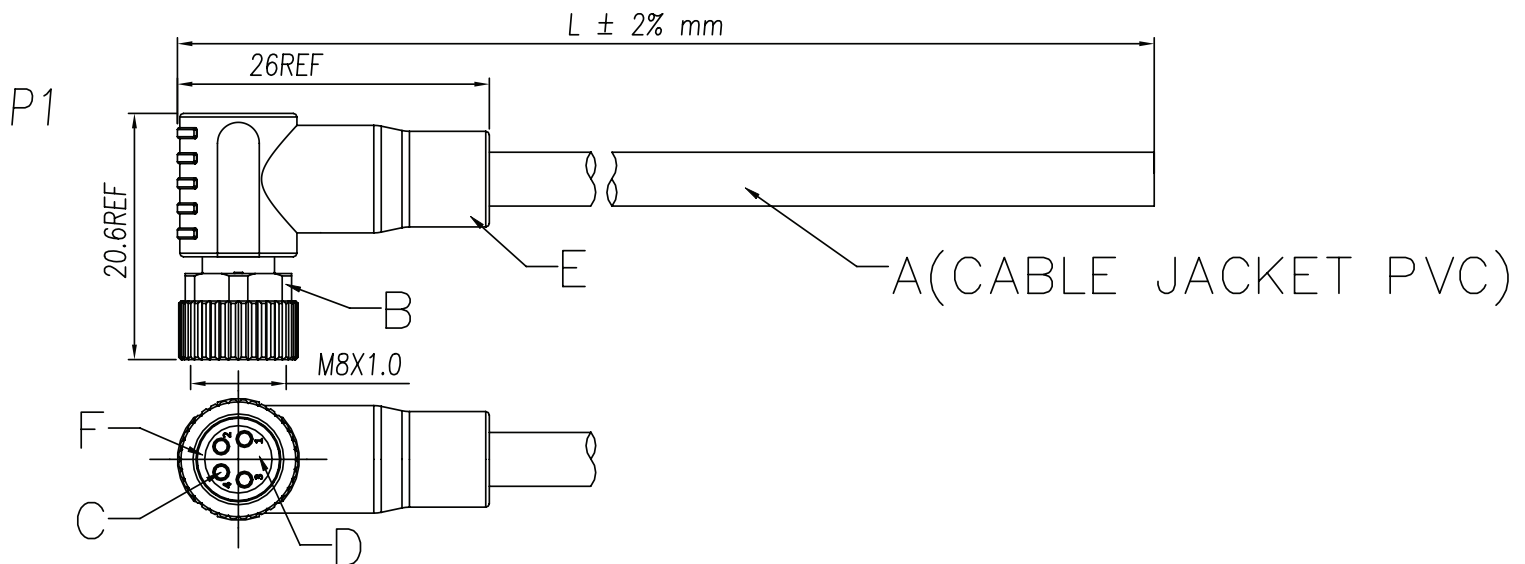
**PART NUMBER KEY**






CDM818	- XXX	- 01FRA	- XX	- 67
Base Number	No. of Poles: 03A = 3 [A-Coding] 04A = 4 [A-Coding] 05B = 5 [B-Coding] 06A = 6 [A-Coding] 08A = 8 [A-Coding]		Cable Length: 1M = 1 m 2M = 2 m 3M = 3 m	

## MECHANICAL DRAWING

units: mm  
tolerance:  
0.5<X≤6.0: ±0.1 mm  
6.0<X≤30.0: ±0.2 mm  
unless otherwise noted

ITEM	DESCRIPTION	MATERIAL	PLATING/COLOR
A	cable	UL 2464 PVC (UL94V-0)	black
B	M8x1.0 screw	brass	nickel
C	terminals; female	brass	gold
D	housing; female	PA66 (UL94V-0)	black
E	overmold	TPU (UL94V-0)	black
F	o-ring	FKM	orange



No. of Poles		3	4	5	6	8
Coding		 A-Coding	 A-Coding	 B-Coding	 A-Coding	 A-Coding
Pin#	Cable	24 AWG X 3C OD: Ø4.0 mm	24 AWG X 4C OD: Ø4.5 mm	24 AWG X 5C OD: Ø4.8 mm	26 AWG X 6C OD: Ø4.8 mm	26 AWG X 8C OD: Ø5.3 mm
1		brown	brown	brown	brown	white
2		---	white	white	white	brown
3		blue	blue	blue	blue	green
4		black	black	black	black	yellow
5		---	---	gray	gray	gray
6		---	---	---	pink	pink
7		---	---	---		blue
8		---	---	---		red

## REVISION HISTORY

rev.	description	date
1.0	initial release	07/19/2022
1.01	logo, datasheet style update	08/05/2022

The revision history provided is for informational purposes only and is believed to be accurate.



CUI Devices offers a one (1) year limited warranty. Complete warranty information is listed on our website.

CUI Devices reserves the right to make changes to the product at any time without notice. Information provided by CUI Devices is believed to be accurate and reliable. However, no responsibility is assumed by CUI Devices for its use, nor for any infringements of patents or other rights of third parties which may result from its use.

CUI Devices products are not authorized or warranted for use as critical components in equipment that requires an extremely high level of reliability. A critical component is any component of a life support device or system whose failure to perform can be reasonably expected to cause the failure of the life support device or system, or to affect its safety or effectiveness.

**cuidevices.com**

# Mouser Electronics

Authorized Distributor

Click to View Pricing, Inventory, Delivery & Lifecycle Information:

## CUI Devices:

<a href="#"><u>CDM818-03A-01FRA-1M-67</u></a>	<a href="#"><u>CDM818-03A-01FRA-3M-67</u></a>	<a href="#"><u>CDM818-04A-01FRA-1M-67</u></a>	<a href="#"><u>CDM818-04A-01FRA-3M-67</u></a>
<a href="#"><u>CDM818-05B-01FRA-1M-67</u></a>	<a href="#"><u>CDM818-05B-01FRA-3M-67</u></a>	<a href="#"><u>CDM818-06A-01FRA-1M-67</u></a>	<a href="#"><u>CDM818-06A-01FRA-3M-67</u></a>
<a href="#"><u>CDM818-08A-01FRA-1M-67</u></a>	<a href="#"><u>CDM818-08A-01FRA-3M-67</u></a>		