

SUNON

SPECIFICATION FOR APPROVAL

CUSTOMER :
DESCRIPTION : EC AXIAL FAN
DIMENSION : Ø250 X 77.4 mm
SUNON MODEL : CF4207HBL-1000U-A99
SUNON SEQ NO : E25000300G-00
REV : 0
ISSUE DATE : 2024.04.01
APPROVED BY CUSTOMER :

APPROVED BY	Kenan	CHECKED BY	Cindy	DESIGNED BY	Rita
-------------	-------	------------	-------	-------------	------

SUNONWEALTH ELECTRIC MACHINE INDUSTRY CO., LTD
NO.30, LN. 296, XINYA RD., QIANZHEN DIST., KAOHSIUNG CITY 806, TAIWAN
TEL: 886-7-8135888 FAX: 886-7-8230505



HISTORY

REV	DESCRIPTION	DATE	APPROVED
0	DRAFT	2024.04.01	



TABLE OF CONTENTS

1. SCOPE	5
2. CHARACTERISTICS	5
3. MECHANICAL	6
3.1 BEARING SYSTEM	6
3.2 MATERIALS OF FRAME	6
3.3 MATERIALS OF FAN BLADE	6
3.4 IMPELLER BALANCE GRADE	6
3.5 WEIGHT	6
4. OPERATING CONDITIONS	6
4.1 OPERATING TEMPERATURE RANGE	6
4.2 STORAGE TEMPERATURE RANGE.....	6
4.3 OPERATING HUMIDITY RANGE	6
4.4 STORAGE HUMIDITY RANGE	6
5. PROTECTION	6
6. AIR FLOW & STATIC PRESSURE CURVE	7
7. DIMENSIONS	8
8. LABEL	9
9. LEAD WIRE CONNECTION	10



I. OTHER SPECIFIED TESTING	11
1 DROP PROOF TEST	11
2 HUMIDITY PROOF TEST.....	11
3 VIBRATION PROOF TEST	11
4 THERMAL CYCLING TEST	11
5 SHOCK PROOF TEST	11
6 LIFE EXPECTANCY.....	11
II. CHARACTERISTIC DEFINITION	12-13
1 INPUT POWER.....	12
2 RATED CURRENT	12
3 RATED SPEED	12
4 STARTING VOLTAGE.....	12
5 LOCKED ROTOR CURRENT.....	12
6 AIR FLOW AND STATIC PRESSURE	12
7 INSULATION RESISTANCE.....	13
8 DIELECTRIC STRENGTH.....	13
III. NOTE	14-16
1 SAFETY	14
2 SPECIFICATION MODIFICATION	14-15
3 OTHER	15-16
IV. WARRANTY	16
I. DECLARATION OF ROHS	17



1. SCOPE

THIS SPECIFICATION DEFINES THE ELECTRICAL AND MECHANICAL CHARACTERISTICS OF THE EC AXIAL FAN.

2. CHARACTERISTICS

ITEM	DESCRIPTION
RATED VOLTAGE	100-240 VAC
FREQUENCY	50/60 Hz
RATED CURRENT	0.36 A @ 100VAC 0.20 A @ 240VAC
RATED POWER	16.5 W @ 100VAC 17.5 W @ 240VAC
TOLERANCE	± 15% ON RATED POWER AND CURRENT
RATED SPEED	2100 RPM ± 10% IN FREE AIR AT RATED VOLTAGE
MAX. AIRFLOW AT ZERO STATIC PRESSURE	NOMINAL 438.0 CFM NOMINAL 744 m ³ /h
MAX. STATIC PRESSURE AT ZERO AIRFLOW	NOMINAL 0.57 inch-H ₂ O NOMINAL 142 Pa
ACOUSTIC NOISE	NOMINAL 53.4 dB(A)
	NOTED: 1. FOLLOW ISO 3745:2003. 2. MICROPHONE DISTANCE: 1 METER.
INSULATION CLASS	B
LIFE EXPECTANCY	70,000 HOURS AT 40 °C WITH 15~65% RH.
DIRECTION OF ROTATION	COUNTER-CLOCKWISE FROM BLADE SIDE

3. MECHANICAL

3.1	BEARING SYSTEM	:	BALL BEARING SYSTEM
3.2	MATERIALS OF FRAME	:	THERMOPLASTIC PBT OF UL 94V-0
3.3	MATERIALS OF FAN BLADE	:	THERMOPLASTIC PA66 OF UL 94V-0
3.4	IMPELLER BALANCE GRADE	:	G6.3 PER ISO 1940-1:2003(E)
3.5	WEIGHT	:	950 GRAMS

4. ENVIRONMENTAL

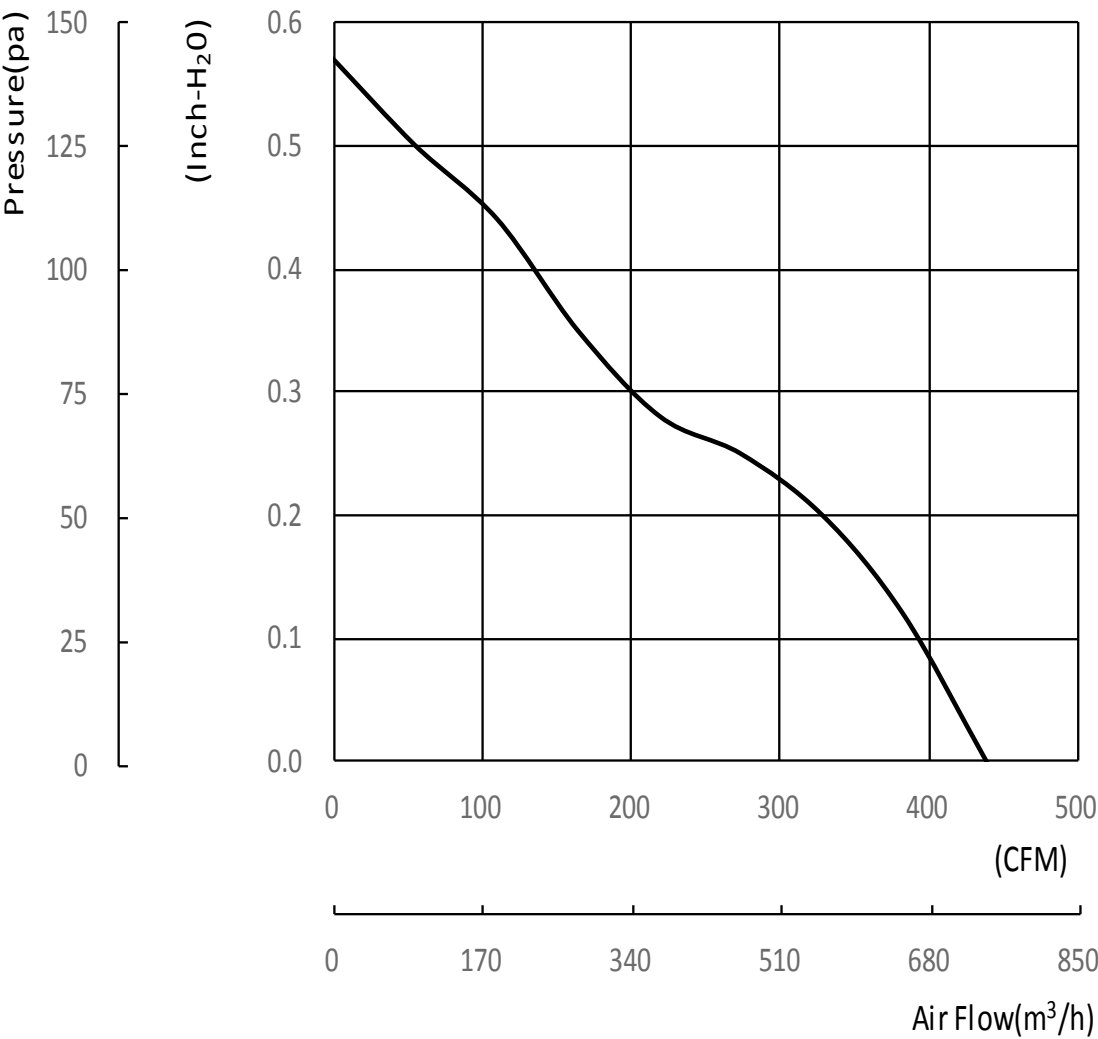
4.1	OPERATING TEMPERATURE RANGE	:	-40 TO + 50 DEGREE C
4.2	STORAGE TEMPERATURE RANGE	:	-40 TO + 70 DEGREE C
4.3	OPERATING HUMIDITY RANGE	:	5 TO 90% RH
4.4	STORAGE HUMIDITY RANGE	:	5 TO 95% RH

5. PROTECTION

- ☒ AUTOMATIC RESTART
- ☒ SOFT START
- ☐ OVER TEMPERATURE PROTECTION
- ☒ OVER LOAD PROTECTION
- ☐ OVER VOLTAGE PROTECTION
- ☒ LOCKED ROTOR PROTECTION



6. AIR FLOW & STATIC PRESSURE CURVE



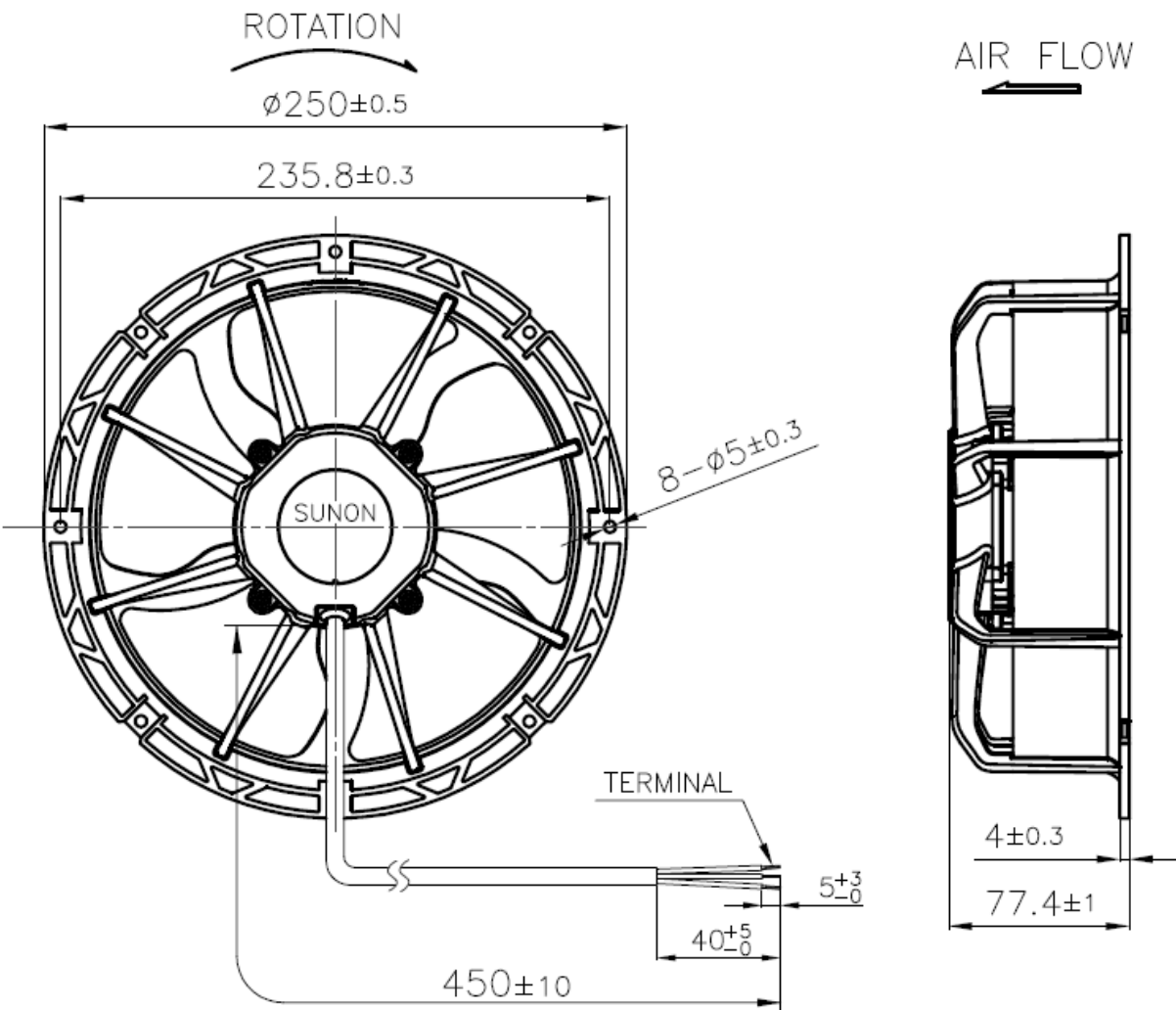
NOTE: The airflow and static press are measured with SUNON' s specific fixture.



7. DIMENSIONS

SCREW TYPE (PAN HEAD)	TORQUE	SCREW SPEC	
		SIZE	STANDARD
MACHINE SCREW	3~4 Kgf-cm	M4.0	JIS B1111-1974
SELF-TAPPING SCREW	6~8 Kgf-cm	φ5.0	JIS B1122 TYPE 2

NOTE: SUNON RECOMMENDS THE SCREW AND TORQUE AS ABOVE. PLEASE CONTACT SUNON, IF ANY NEW REQUIREMENT IS REQUESTED.

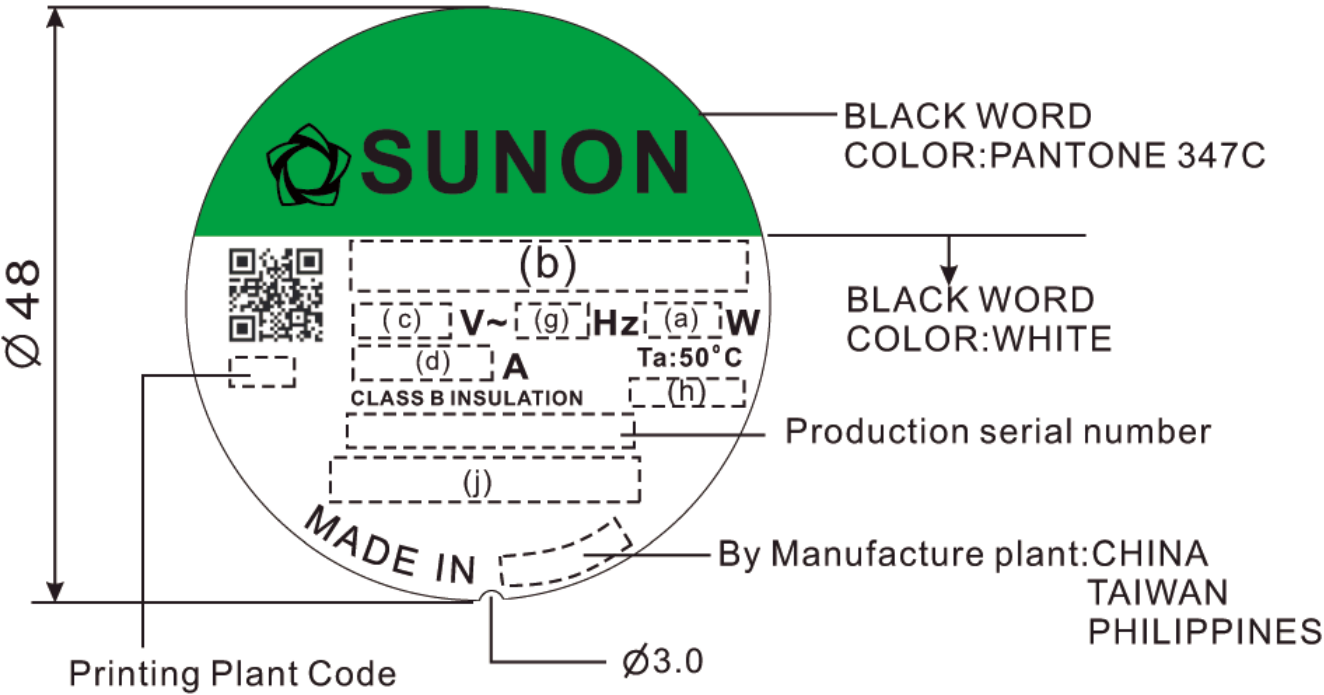


NOTE:1.TREMINAL:WST G10201BSx3

ITEM	FUNCTIONS	WIRE TYPE	COLOR
AC CABLE	L	UL2464#20AWGx3C	BLACK
	N		BLUE
	NOT CONNECTED		BROWN



8. LABEL



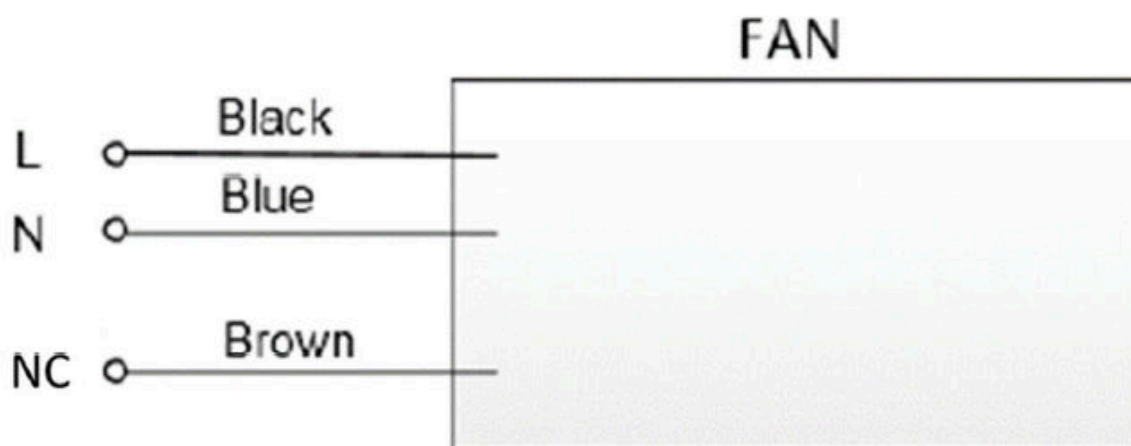
- 1. English Font:Swis721 Series & Switzerland Narrow,
Chinese Font:超研澤中明簡體
- 2. Safety regulation form (UKCA/CE/TUV(ID21)/UL+CUR)



(a)	(b)Model Name	(c) Voltage	(d)	(g)	(h)	(j)Safety
16.50-17.50	CF4207HBL-1000U-A99	100-240	0.36-0.20	50/60	ZP	UKCA/CE/TUV(ID21)/ UL+CUR



9. LEAD WIRE CONNECTION



Brown wire not connected

I. OTHER SPECIFIED TESTING

The following is a general description of certain tests that are performed on representative SUNON fans. Nothing in this document is intended to suggest that these tests are performed on every model of SUNON fan. Moreover, the descriptions that follow each test are meant only to provide a general explanation of each test. If you would like a more detailed explanation as to any test identified in this Section, SUNON can provide such an explanation upon request.

1. DROP PROOF TEST

Fans are packaged in a standard size shipping box and are dropped to the ground from certain heights and angles depending on the weight of the particular box.

2. HUMIDITY PROOF TEST

The fan is operated for 96 continuous hours in an environment with humidity of 90% to 95% RH at $60^{\circ}\text{C} \pm 2^{\circ}\text{C}$.

3. VIBRATION PROOF TEST

Vibration with an amplitude 2mm and a frequency of 5–55–5hz is applied in all 3 directions (X,Y,Z), in cycles of 1 hour each, for a total vibration time of 3hours.

4. THERMAL CYCLING TEST

The fan is operated in a testing chamber for 50 cycles. In each cycle, the temperature is gradually increased from -40°C to 50°C for 90 minutes, and subsequently operated at 50°C for 120 minutes. The temperature is then gradually decreased from 50°C to -40°C for 90 minutes, and subsequently operated at -40°C for 120 minutes.

5. SHOCK PROOF TEST

40G of force is applied in the 3 directions (X,Y, and Z) for 11 milliseconds each.

6. LIFE EXPECTANCY

The “Life Expectancy” of SUNON fans is determined in SUNON’s reliability test laboratory by using temperature chambers. The “Life Expectancy” of this fan has not been evaluated for use in combination with any end application. Therefore, the Life Expectancy Test Reports (L10 and MTTF Report) that relate to this fan are only for reference.



II. CHARACTERISTIC DEFINITION

The following is a general description of certain tests that are performed on representative SUNON fans in order to determine the specifications of the fan. Nothing in this document is intended to suggest that these tests are performed on every model of SUNON fan. Moreover, the descriptions that follow each test are meant only to provide a general explanation of each test. If you would like a more detailed explanation as to any test identified in this Section, SUNON can provide such an explanation upon request.

1. INPUT POWER

Measured after continuous 10 minutes operation at rated voltage in clean air (STATIC PRESSURE=0), and at ambient temperature of 25 degrees C under shaft horizontal condition.

2. RATED CURRENT

Measured after continuous 10 minutes operation at rated voltage in clean air (STATIC PRESSURE=0), and at ambient temperature of 25 degrees C under shaft horizontal condition.

3. RATED SPEED

Measured after continuous 10 minutes operation at rated voltage in clean air (STATIC PRESSURE=0), and at ambient temperature of 25 degrees C under shaft horizontal condition.

4. STARTING VOLTAGE

Measured the voltage which enables to start the fan in the clean air (static pressure = 0) by switching on at the voltage under shaft horizontal condition. It is not at continuously increasing voltage adjustment.

5. LOCKED ROTOR CURRENT

Measured immediately after the fan blade is locked.

6. AIR FLOW AND STATIC PRESSURE

The performance specification of air flow and static pressure shown in this specification for approval is measured using the exhaust method. A double chamber is used in accordance with AMCA 210 standard or DIN 24163 specification. The values are recorded when the fan speed has stabilized at rated voltage.



7. INSULATION RESISTANCE

7.1. PLASTIC FRAME:

(1) Measured between internal stator and lead wire.

(2) Measured between frame and lead wire.

7.2. ALUMINIUM FRAME:

Measured between internal stator and lead wire.

8. DIELECTRIC STRENGTH

Measure between frame and lead wire.



III.NOTE

1. SAFETY

- 1.1. DO NOT use or operate this fan in excess of the limitations set forth in this specification. SUNON is not responsible for the non-performance of this fan and/or any damages resulting from its use, if it is not used or operated in accordance with the specifications.
- 1.2. SUNON recommends adding a protection circuit to the product or application in which this fan is installed, such as a thermo-fuse, or current-fuse or thermo-protector. The failure to use such a device may result in smoke, fire, electric shock by insulation degradation in cases of motor lead short circuit, overload, or over voltage, and/or other failure.
- 1.3. This fan must be installed and used in compliance with all applicable safety standards and regulations.
- 1.4. Use proper care when handling and/or installing this fan. Improper handling or installation of this fan may cause damage that could result in unsafe conditions.
- 1.5. Use proper care during installation and/or wiring. Failure to use proper care may cause damage to certain components of the fan including, but not limited to, the coil and lead wires, which could result in smoke and/or fire.
- 1.6. DO NOT use power or ground PWM to control the fan speed. If the fan speed needs to be adjusted, please contact SUNON to customize the product design for your application.
- 1.7. For critical or extreme environments, including non stop operation, please contact SUNON and we will gladly provide assistance with your product selection to ensure an appropriate cooling product for your application.

2. SPECIFICATION MODIFICATION

- 2.1. SUNON offers engineering assistance on fan installation and cooling system design.
- 2.2. All changes, modifications and/or revisions to the specifications, if any are incorporated in the attached specifications.



2.3. No changes, modifications and/or revisions to these specifications are effective absent agreement, by both SUNON and the customer, in writing.

2.4. This fan will be shipped in accordance with the attached specification unless SUNON and the customer have agreed otherwise, in writing, as specified in Paragraph 3, above.

3. OTHER

3.1. When building your device, please examine thoroughly any variation of EMC, temperature rise, life data, quality, etc. of this product by shock/drop/vibration testing, etc. If there are any problems or accidents in connection with this product, it should be mutually discussed and examined.

3.2. Use proper care when handling this fan. Components such as fan holders or bearings may be damaged, if touched with fingers or other objects. Additionally, static electricity (ESD) may damage the internal circuits of the fan.

3.3. DO NOT operate this fan in proximity to hazardous materials such as organic silicon, cyanogen, formalin, phenol, or corrosive gas environments including, but not limited to, H₂S, SO₂, NO₂, or Cl₂.

3.4. SUNON recommends that you protect this fan from exposure to outside elements such as dust, condensation, humidity or insects. Exposure of this fan to outside elements such as dust, condensation, humidity or insects may affect its performance and may cause safety hazards. SUNON does not warrant against damage to the product caused by outside elements.

Re: The term can be excluded, if the fan has been with IP55 design and meets customer's IP requirement.

3.5. This fan must be installed properly and securely. Improper mounting may cause harsh resonance, vibration, and noise.

3.6. Fan guards may prevent injury during handling or installation of the fan and are available for sale with this fan.

3.7. Unless otherwise noted, all testing of this fan is conducted at 25°C ambient temperature and sixty-five percent (65%) relative humidity.



3.8. DO NOT store this fan in an environment with high humidity. This fan must be stored in accordance with the attached specifications regarding storage temperature. If this fan is stored for more than 6 months, SUNON recommends functional testing before using.

3.9. SUNON reserves the right to use components from multiple sources at its discretion. The use of components from other sources will not affect the specifications as described herein.

3.10. The “Life Expectancy” of this fan has not been evaluated for use in combination with any end application. Therefore, the Life Expectancy Test Reports (L10 and MTTF Report) that relate to this fan are only for reference.

IV. WARRANTY

This fan is warranted against all defects which are proved to be fault in our workmanship and material for one year from the date of our delivery. The sole responsibility under the warranty shall be limited to the repair of the fan or the replacement thereof, at SUNON’s sole discretion. SUNON will not be responsible for the failures of its fans due to improper handling, misuse or the failure to follow specifications or instructions for use. In the event of warranty claim, the customer shall immediately notify SUNON for verification. SUNON will not be responsible for any consequential damage to the customer’s equipment as a result of any fans proven to be defective.



Declaration of RoHS

Control declaration of environment- related substances/ materials

1. In accordance with the Restriction of Hazardous Substances (RoHS) Directive 2011/65/EU, SUNON product have complied with law and discipline not to employ the forbidden substances, and restrict the allowable concentration of some limited substances deliberately in our components.

No	Substance		Criteria
1	CFCs & HCFCs (ozone depleting substances)		Forbidden
2	Chlorinated Organic Solvent		Forbidden
3	Lead and its compounds	Plastic (Frame, Impeller, wire harness, etc.)	<100ppm
		Solder	<1000ppm
		Steel alloy	<3500ppm
		Aluminium alloy	<4000ppm
		Copper alloy	<4wt%
4	Cadmium and its compounds	Solder	<20ppm
		Parts composed of metals containing zinc (e.g. brass, zinc for die casting)	<100ppm
		Plastic	<5ppm
5	PBBs and PBDEs		Forbidden
6	PCB and PCT		Forbidden
7	CP, Short-chain Chlorinated paraffins C10-13, Cl \geq 48 wt%		Forbidden
8	Mirex		Forbidden
9	PCN		Forbidden
10	Hexavalent Chromium compounds		<100ppm
11	Mercury and its compounds		Forbidden
12	Asbestos		Forbidden
13	Organic Tin compounds		Forbidden
14	Azo compounds		Forbidden
15	TBBP-A in external case plastic parts of products (PCB is exempted)		<1000ppm
16	Nickel in external case parts, which are likely to result in prolonged skin exposure		<1000ppm
17	Hexabromocyclododecane (HBCDD)		<1000ppm
18	Di-butyl Phthalate (DBP)		<1000ppm
19	Benzyl butyl Phthalate (BBP)		<1000ppm
20	Di-ethylhexyl Phthalate (DEHP)		<1000ppm
21	Di-isobutyl Phthalate (DIBP)		<1000ppm

Mouser Electronics

Authorized Distributor

Click to View Pricing, Inventory, Delivery & Lifecycle Information:

[Sunon:](#)

[CF4207HBL-1000U-A99](#)