

## | MHK5 SERIES

### ETHERNET/IP ABSOLUTE MULTI -TURN ENCODER



#### Features

- Robust and compact design
- Blind shaft version. 15mm standard ID with options down to 6mm ID
- Precision ball bearings with sealing flange
- High temperature performance -40° to +85°C
- Code disc made of unbreakable and durable plastic
- Precision, robust, gear train for turns counting - immune to stray magnetics or electrical interference
- Resolution: 13 bits = 8192 steps/turn (Optional 16 bits)
- Number of turns: 12 bits = 4096 turns (Optional 14 bits)
- Polarity inversion and short circuit protection
- Highly integrated circuit in SMD-technology



#### SPECIFICATIONS

##### Mechanical

<b>Housing Diameter</b>	58 mm
<b>Shaft Bore</b>	Blind shaft style, 30 mm depth, Ø15 mm standard, reduction sleeves available down to Ø6 mm
<b>Max. Shaft Loading</b>	<b>Axial:</b> 40 N
	<b>Radial:</b> 110 N
<b>Starting Torque</b>	≤ 3 N•cm
<b>Material</b>	<b>Shaft Material:</b> Stainless Steel
	<b>Bearing Housing:</b> Aluminum (stainless steel option, consult factory)
	<b>Cover:</b> Coated Steel (stainless steel option)
<b>Maximum RPM (Continuous)</b>	12,000 RPM
<b>Moment of Inertia</b>	< 30 g•cm <sup>2</sup>
<b>Weight</b>	370 g

## Electrical

<b>Code</b>	Binary
<b>Output Format</b>	Ethernet IP, CIP (Common Industrial Protocol)
<b>Counts per Revolution</b>	13 Bits Standard, 16 Bits Optional
<b>Revolution Counter</b>	12 Bits Standard, 14 Bits Optional
<b>Accuracy</b>	$\pm 0.0220^\circ$ (14-16bit), $\pm 0.0439$ ( $\leq 13$ bit)
<b>Supply Voltage</b>	10 – 30 Vdc (for power supplies that comply with EN 50178)
<b>Current consumption</b>	$\leq 230\text{mA}$ @ 10Vdc, $\leq 100\text{mA}$ @ 24 Vdc
<b>Power Consumption</b>	$\leq 2.5\text{ W}$
<b>Protection Level</b>	Reverse Polarity and Short Circuit Protection
<b>Transmission Rate</b>	10 / 100 Mbits
<b>EMC: Emitted Interference</b>	DIN EN61000-6-4
<b>EMC: Noise Immunity</b>	DIN EN 61000-6-2

## Environmental

<b>Protection Class</b>	IP65 (EN 60529)
<b>Temperature Range (Operation and Storage)</b>	-40 to +85°C
<b>Mechanical Resistance</b>	<b>Shock:</b> $\leq 100\text{ g}$ half-sine, 6ms (EN 60068-2-27); $\leq 10\text{ g}$ half-sine, 16ms (EN 60068-2-29) <b>Vibration:</b> $\leq 10\text{ g}$ (10 Hz to 1 kHz) (EN 60068-2-6)
<b>Humidity</b>	98% Non-Condensing

## Technology and Interface

<b>Sensor</b>	Optical
<b>Turns Counting</b>	Mechanical gearing
<b>Diagnostics</b>	Memory
<b>Programming Functions</b>	Resolution, time base, velocity filter, preset, count direction, IP address
<b>Features</b>	Boot loader, Round axis, LED Indicator lights
<b>Interface Cycle Time</b>	$\geq 1\text{ ms}$
<b>Start-up time</b>	$< 250\text{ ms}$
<b>MTTF</b>	65 years @ 40° C



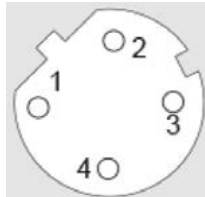
## CONNECTION

### Ethernet Connector

4 pinouts, female, D coded

Pinout	Signal
1	Tx+
2	Rx+
3	Tx-
4	Rx-

Encoder view



### Power Supply Connector

4 pinouts male, A coded

Pinout	Signal
1	VS (10-30Vdc)
2	N.C.
3	GND (0V)
4	N.C.

Encoder view

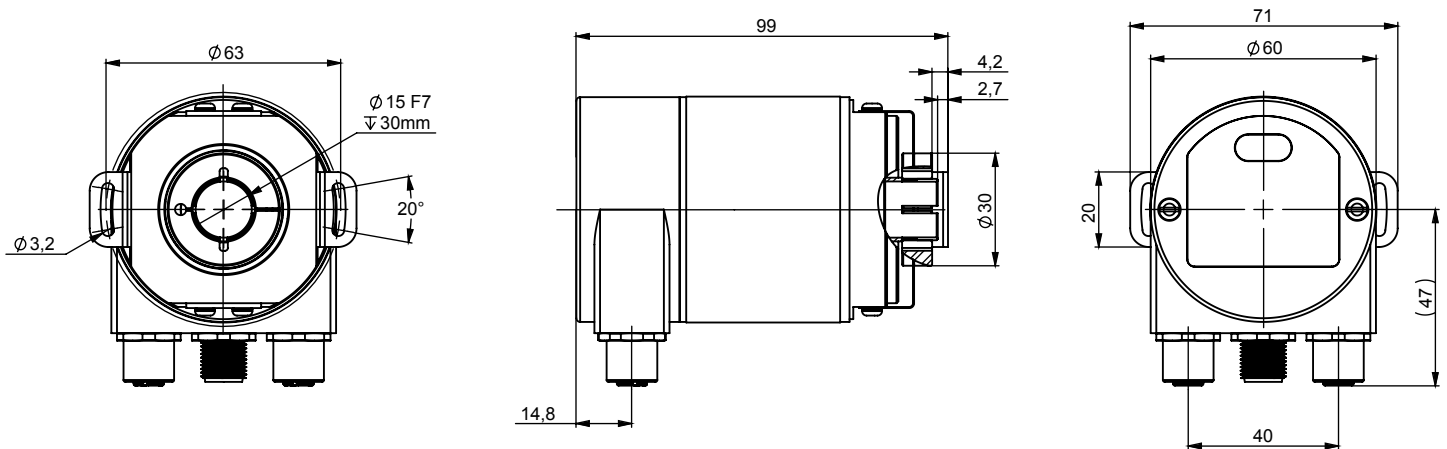




## DIMENSIONS

All dimensions are in millimeters

### MHK5 ETHERNET IP



## ORDERING OPTIONS

Example : MHK5-EEA1B-1213-B150-PRM

	MHK5	-	EEA1B	-	1213	-	B150	-	PRM
Family									
58 mm diameter, Absolute Geared Multi-Turn.									
MHK5 = Aluminum, Blind Shaft Encoder									
MXK5 = Stainless steel Shafted									
some specifications may change, consult factory									
Electronics									
EEA1B = Ethernet IP									
Resolution									
12 13									
12 16									
14 13									
14 16									
First number is the turns counter									
Second number is the single turn resolution									
Mechanics									
MHK5									
B150 = Aluminum version & 15mm Blind Shaft with 9445/017 DAC Tether & IP65									
MXK5									
B15V = Stainless steel version & 15mm Blind Shaft with 9445/017 DAC Tether & IP67									
Connection									
PRM = Radial M12									



## AGENCY APPROVALS & CERTIFICATIONS



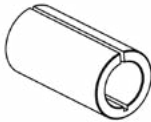
## ACCESSORIES

### Flexmount Kit



Normally is part of the model number construction. For replacement part, use the part number below.  
M9445/017  
comes with all hardware for installation on the encoder

### Brass Reduction Sleeve



9432/06 = 6mm ID  
9432/08 = 8 mm ID  
9432/9.52 = 9.52 mm (3/8") ID  
9432/10 = 10 mm ID  
9432/12 = 12 mm ID  
9432/12.7 = 12.7 mm (1/2") ID  
9432/14 = 14 mm ID

Sensata Technologies, Inc. ("Sensata") data sheets are solely intended to assist designers ("Buyers") who are developing systems that incorporate Sensata products (also referred to herein as "components"). Buyer understands and agrees that Buyer remains responsible for using its independent analysis, evaluation and judgment in designing Buyer's systems and products. Sensata data sheets have been created using standard laboratory conditions and engineering practices. Sensata has not conducted any testing other than that specifically described in the published documentation for a particular data sheet. Sensata may make corrections, enhancements, improvements and other changes to its data sheets or components without notice.

Buyers are authorized to use Sensata data sheets with the Sensata component(s) identified in each particular data sheet. HOWEVER, NO OTHER LICENSE, EXPRESS OR IMPLIED, BY ESTOPPEL OR OTHERWISE TO ANY OTHER SENSATA INTELLECTUAL PROPERTY RIGHT, AND NO LICENSE TO ANY THIRD PARTY TECHNOLOGY OR INTELLECTUAL PROPERTY RIGHT, IS GRANTED HEREIN. SENSATA DATA SHEETS ARE PROVIDED "AS IS". SENSATA MAKES NO WARRANTIES OR REPRESENTATIONS WITH REGARD TO THE DATA SHEETS OR USE OF THE DATA SHEETS, EXPRESS, IMPLIED OR STATUTORY, INCLUDING ACCURACY OR COMPLETENESS. SENSATA DISCLAIMS ANY WARRANTY OF TITLE AND ANY IMPLIED WARRANTIES OF MERCHANTABILITY, FITNESS FOR A PARTICULAR PURPOSE, QUIET ENJOYMENT, QUIET POSSESSION, AND NON-INFRINGEMENT OF ANY THIRD PARTY INTELLECTUAL PROPERTY RIGHTS WITH REGARD TO SENSATA DATA SHEETS OR USE THEREOF.

All products are sold subject to Sensata's terms and conditions of sale supplied at [www.sensata.com](http://www.sensata.com) SENSATA ASSUMES NO LIABILITY FOR APPLICATIONS ASSISTANCE OR THE DESIGN OF BUYERS' PRODUCTS. BUYER ACKNOWLEDGES AND AGREES THAT IT IS SOLELY RESPONSIBLE FOR COMPLIANCE WITH ALL LEGAL, REGULATORY AND SAFETY-RELATED REQUIREMENTS CONCERNING ITS PRODUCTS, AND ANY USE OF SENSATA COMPONENTS IN ITS APPLICATIONS, NOTWITHSTANDING ANY APPLICATIONS-RELATED INFORMATION OR SUPPORT THAT MAY BE PROVIDED BY SENSATA.

Mailing Address: Sensata Technologies, Inc., 529 Pleasant Street, Attleboro, MA 02703, USA.

## CONTACT US

### Americas

+1 (800) 350 2727  
[sensors@sensata.com](mailto:sensors@sensata.com)

### Europe, Middle East & Africa

+33 (3) 88 20 8080  
[position-info.eu@sensata.com](mailto:position-info.eu@sensata.com)

### Asia Pacific

[sales.isasia@list.sensata.com](mailto:sales.isasia@list.sensata.com)  
China +86 (21) 2306 1500  
Japan +81 (45) 277 7117  
Korea +82 (31) 601 2004  
India +91 (80) 67920890  
Rest of Asia +886 (2) 27602006  
ext 2808

# Mouser Electronics

Authorized Distributor

Click to View Pricing, Inventory, Delivery & Lifecycle Information:

Sensata:

[MHK5-EEA1B-1213-B150-PRM](#)