

Power Terminals
Stainless M8 X 1.25 Stud
Stainless M8 X 1.25 Flanged Nut

Torque 9-10 Nm [80-90 in-lb]

Mounting Hardware
M5 [No. 10] Bolts (not incl.)

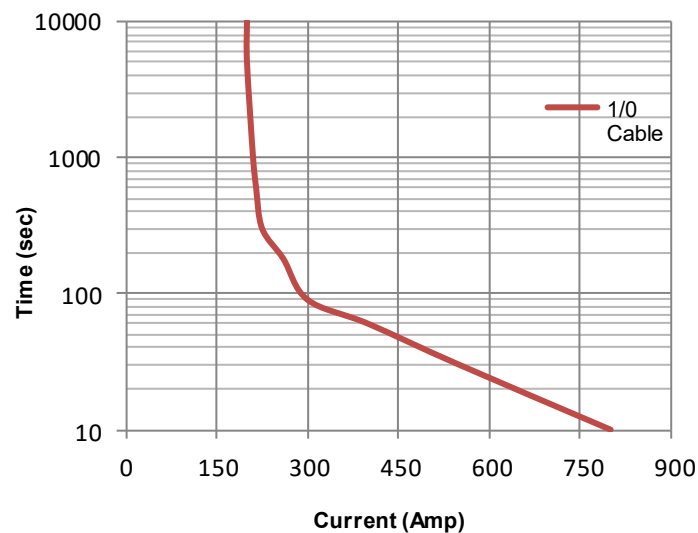
Torque 2-4 Nm [18-35 in-lb]


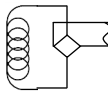
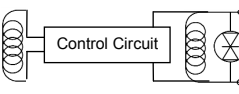
Case Material
25% GF Nylon 6/6, UL 94 V-O

Key Features

EPIC® Seal	Ceramic to metal braze. Gas filled hermetic chamber protects key components. Exceeds IP69K standard
Temperature	Tested to temperatures up to 200°C
Contacts / Form	Silver / SPST / NO
Coil	Optional efficient two coil design with no PWM or EMI emissions. Coil suppression built in
High Shock and Vibration	For rugged environments, off-road and tracked vehicles
Installation	Not direction sensitive
Reference	MIL-R-6106, RoHS

Current Carry vs Time
with 85°C terminal temperature rise



Technical Specification		Ordering Key							
Continuous Current	200A w/ 1/0 cable (see graph on reverse)	<div><div>MX32</div><div>D</div><div>Coil Voltage: <i>See table</i></div><div>Auxiliary Contacts: <i>Blank = none</i> <i>B = SPST, Normally Open</i></div><div>Coil Connection: <i>D = M4 Screws</i></div></div>							
Max Current—1 sec	1200A								
Max Current—10 sec	750A								
Max Current—90 sec	250A								
Contact Voltage Drop (max)	150mV at 200A								
Insulation Resistance (min)	100MΩ (50MΩ after life)								
Dielectric Withstanding	1500VRMS (1050 VRMS after life)								
Weight	1.0 lb with hardware (460 grams)								
Resistive Load Switching		Power Circuit and Installation							
200A at 24 VDC	100,000 cycles	<div><div><div><div>X1</div><div>X2</div></div><div><div>T1 (Aux NO)</div><div>T2 (Aux NO)</div></div><div><div>X1 (Coil +)</div><div>X2 (Coil -)</div></div></div><div><div>(Optional) Auxiliary contacts</div><div>Normally Open</div></div><div><div>T2</div><div>T1</div></div><div><div>A2 (+)</div><div>A1 (-)</div></div><div><div>X2 (-)</div><div>X1 (+)</div></div></div>							
Mechanical Life	300,000 cycles								
Fault Interrupt @ 28VDC	1500A								
Environmental Specifications									
Seal	Hermetic, 10 E-9 atm cc/sec								
Temperature Range	-55°C to +100°C								
Shock	Sawtooth @ 20G, 11ms, ½ Sine @ 25G, 11ms								
Vibration	10-2000 Hz, 20G								
Water / Steam	2750 psi waterjet, 105 psi steam, boiling water								
Salt Spray Corrosion	MIL-STD-810G								
Resistant to corrosion, chemicals, and fungal growth									
Auxiliary contacts (optional) - Form A, SPST Normally Open									
Switching Current (max)	1A at 28VDC								
Switching Current (min)	0.1mA at 5V								
Coil Ratings at 25°C									
* S and T coil are dual coil design, all others are standard coils									
Coil P/N Designation	B	C	F	H	J	K	L	S*	T*
Coil Voltage, Nominal	12 VDC	24 VDC	48 VDC	72 VDC	120 VDC	120 VAC, 50/60Hz	240 VAC, 50/60Hz	12 VDC	24 VDC
Coil Voltage, Max	16 VDC	32 VDC	64 VDC	96 VDC	140 VDC	140 VAC	280 VAC	16 VDC	32 VDC
Pick-Up Voltage, Max	8 VDC	16 VDC	28 VDC	46 VDC	72 VDC	80 VAC	160 VAC	9 VDC	15 VDC
Drop-Out Voltage, Max	3 VDC	7 VDC	10 VDC	14 VDC	18 VDC	30 VAC	60 VAC	4.5 VDC	7 VDC
Drop-Out Voltage, Min	0.5 VDC	0.5 VDC	1.8 VDC	2.7 VDC	4.5 VDC	4.5 VAC	9 VAC	1 VDC	1.5 VDC
Pick-Up Current, Max (75ms)	N/A	N/A	N/A	N/A	N/A	N/A	N/A	1.8 A	1 A
Coil Current	0.68 A	0.28 A	0.16 A	0.095 A	0.06 A	0.06 A	0.04 A	0.082 A	0.057 A
Coil Power	8 W	6.8 W	7.6 W	6.8 W	7.2 W	7.2 W	9.6 W	1 W	1.4 W
Operate Time, Max (incl.bounce)	20 msec	20 msec	30 msec	30 msec	20 msec	30 msec	30 msec	20 msec	20 msec
Release Time, Max	12 msec	12 msec	12 msec	12 msec	12 msec	50 msec	55 msec	12 msec	12 msec
Internal Coil Suppression	Transorb 								
Coil Back EMF	55 V	55 V	80 V	115 V	175 V	N/A	N/A	55 V	55 V
Transients, Max (13ms)	N/A	N/A	N/A	N/A	N/A	N/A	N/A	±50 V	±50 V
Reverse Polarity	N/A	N/A	N/A	N/A	N/A	N/A	N/A	16 V	32 V

Options and Accessories		GIGAVAC®		P.O. Box 4428 Santa Barbara, CA 93140
		www.gigavac.com	info@gigavac.com	+805-684-8401
		Rev 6	27/Jan/22	© 2013 GIGAVAC, LLC
				Page 2 of 2 MX32

Datasheets provided by Sensata Technologies, Inc., its subsidiaries and/or affiliates ("Sensata") are solely intended to assist third parties ("Buyers") who are developing systems that incorporate Sensata products (also referred to herein as "components"). Buyer understands and agrees that Buyer remains responsible for using its independent analysis, valuation, and judgment in designing Buyer's systems and products. Sensata datasheets have been created using standard laboratory conditions and engineering practices. Sensata has not conducted any testing other than that specifically described in the published documentation for a particular datasheet. Sensata may make corrections, enhancements, improvements, and other changes to its datasheets or components without notice.

Buyers are authorized to use Sensata datasheets with the Sensata component(s) identified in each particular datasheet. HOWEVER, NO OTHER LICENSE, EXPRESS OR IMPLIED, BY ESTOPPEL OR OTHERWISE TO ANY OTHER SENSATA INTELLECTUAL PROPERTY RIGHT, AND NO LICENSE TO ANY THIRD PARTY TECHNOLOGY OR INTELLECTUAL PROPERTY RIGHT, IS GRANTED HEREIN. SENSATA DATASHEETS ARE PROVIDED "AS IS". SENSATA MAKES NO WARRANTIES OR REPRESENTATIONS WITH REGARD TO THE DATASHEETS OR USE OF THE DATASHEETS, EXPRESS, IMPLIED, OR STATUTORY, INCLUDING ACCURACY OR COMPLETENESS. SENSATA DISCLAIMS ANY WARRANTY OF TITLE AND ANY IMPLIED WARRANTIES OF MERCHANTABILITY, FITNESS FOR A PARTICULAR PURPOSE, QUIET ENJOYMENT, QUIET POSSESSION, AND NON-INFRINGEMENT OF ANY THIRD PARTY INTELLECTUAL PROPERTY RIGHTS WITH REGARD TO SENSATA DATASHEETS OR USE THEREOF.

All products are sold subject to Sensata's terms and conditions of sale supplied at www.sensata.com. SENSATA ASSUMES NO LIABILITY FOR APPLICATIONS ASSISTANCE OR THE DESIGN OF BUYERS' PRODUCTS. BUYER ACKNOWLEDGES AND AGREES THAT IT IS SOLELY RESPONSIBLE FOR COMPLIANCE WITH ALL LEGAL, REGULATORY, AND SAFETY-RELATED REQUIREMENTS CONCERNING ITS PRODUCTS, AND ANY USE OF SENSATA COMPONENTS IN ITS APPLICATIONS, NOTWITHSTANDING ANY APPLICATIONS-RELATED INFORMATION OR SUPPORT THAT MAY BE PROVIDED BY SENSATA.

Mailing Address: Sensata Technologies, Inc., 529 Pleasant Street, Attleboro, MA 02703, USA

CONTACT US

Regional head offices:

United States of America

Sensata Technologies

Attleboro, MA

Phone: 508-236-3800

E-mail: support@sensata.com

Netherlands

Sensata Technologies Holland B.V.

Hengelo

Phone: +31 74 357 8000

E-mail: support@sensata.com

China

Sensata Technologies China Co., Ltd.

Shanghai

Phone: +8621 2306 1500

E-mail: support@sensata.com

Copyright © 2023 Sensata Technologies, Inc.

Mouser Electronics

Authorized Distributor

Click to View Pricing, Inventory, Delivery & Lifecycle Information:

Sensata:

[MX32FD](#) [MX32CDB](#) [MX32CD](#) [MX32SD](#) [MX32BDB](#) [MX32BD](#) [MX32TD](#)