

D

C

B

A

D

C

B

A

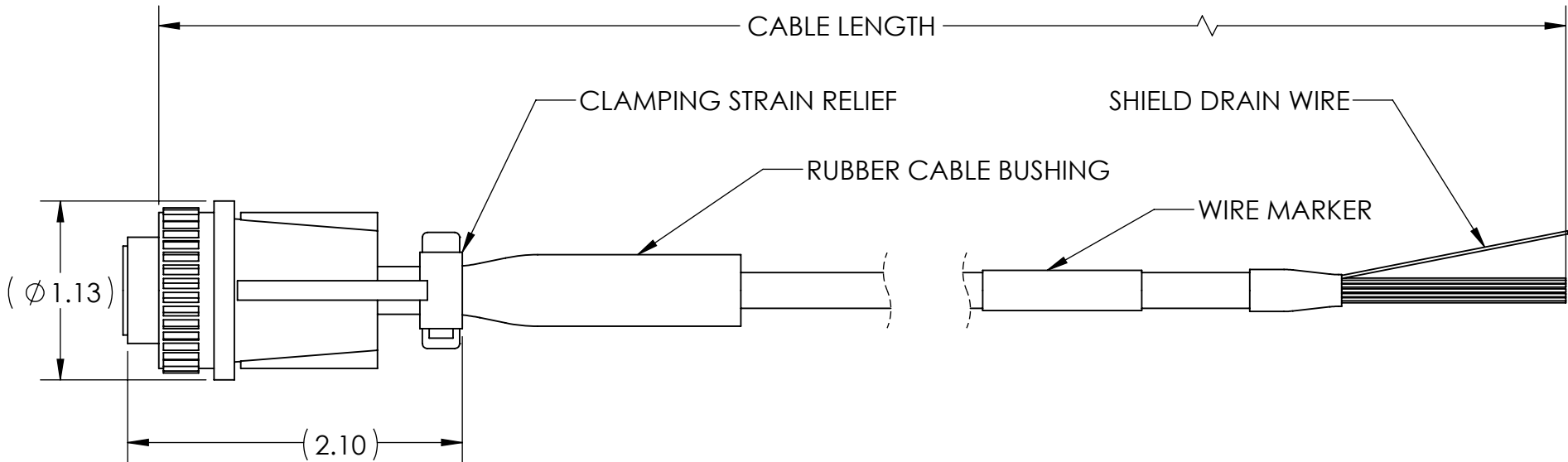
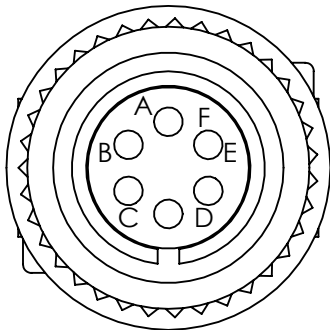
4

3

2

1

ZONE	REV.	REVISION DESCRIPTION	ECN NO.	DATE




COLOR	SOCKET	WIRE GAGE
BLACK	A	AWG 24
RED	B	
ORANGE	C	
BLUE	D	
YELLOW	E	
GREEN	F	

PART NO.	CABLE LENGTH +5%/-0
31186-1410	10 FT
31186-1420	20 FT
31186-1430	30 FT
31186-1450	50 FT

- APPLICATION NOTES:
- FOR USE WITH SINGLE ENDED OUTPUT ENCODERS (AB OR ABZ) AND DIFFERENTIAL OUTPUT ENCODERS WITH NO INDEX (ABC)
 - CABLE SHIELD IS NOT CONNECTED AT CONNECTOR. SHIELD CONNECTION MAY BE REQUIRED AT CONTROLLER END FOR SAFETY AND NOISE IMMUNITY

NOTES: (UNLESS OTHERWISE INDICATED)

- MAT'L: MS3116J14-19S CONNECTOR, 37001 CABLE (PVC JACKET)
- OPERATING TEMP -40 TO +80°C
- STANDARD BEI (SENSATA) PINOUT/WIRE COLOR

UNCONTROLLED COPY				 BEI SENSORS 1461 LAWRENCE DRIVE THOUSAND OAKS, CA 93120			
FIRST ISSUE DATE: 05/07/19 DRAWN: DRC APPROVED: MFB DATE: 05/07/19	SENSATA TECHNOLOGIES PROPRIETARY AND CONFIDENTIAL. NEITHER THIS PRINT NOR THE INFORMATION CONTAINED HEREON IS TO BE USED AGAINST THE INTERESTS OF SENSATA TECHNOLOGIES OR AGAINST THE INTERESTS OF ANY OF ITS AFFILIATED COMPANIES OR WHOLLY OWNED SUBSIDIARIES.			TITLE M14 MATING CONNECTOR AND CABLE ASSEMBLY			
	INTERPRET DIMENSIONING AND TOLERANCING PER ASME Y14.5-2009. UNLESS OTHERWISE SPECIFIED DIMENSIONS ARE IN INCHES[MILLIMETERS] AND ARE INTENDED AS NOMINAL SEE PRODUCT SPECIFICATIONS FOR MORE DETAILS.			SIZE B	DWG NO. 09911-003		REV. .
	ECN:	DATE:	MATERIAL:	DO NOT SCALE DRAWING	THIRD ANGLE PROJECTION	SCALE 1:2	SOLIDWORKS SHEET 1 OF 1

4

3

2

1

DEVICE: PROJECT:

Mouser Electronics

Authorized Distributor

Click to View Pricing, Inventory, Delivery & Lifecycle Information:

Sensata:

[31186-1410](#) [31186-1420](#) [31186-1430](#) [31186-1450](#)