

| FFSMC SERIES



Model for diesel oil Model for sewer water

Submerged type float switch for sewer and industrial waste systems.

This self-weighted cable end float switch is designed for use in turbulent industrial fluids and fluids with suspended agglomerates, such as sewer water. Version with Polyurethane cable is for use in Fuel Oils.

The switch is water resistant up to a depth of 100m, and is insensitive to humidity and condensation, due to the particular design of the switch element. This makes it suitable for applications where there may be wide or rapid fluctuations in ambient or fluid temperatures. Switching capacity of this new design of self-cleaning switch element is 10A at 250V ac.

The outer casing is manufactured in blow moulded Polyethylene (PEHD) and the switch element is surrounded by non-hygroscopic closed cell expanded polyurethane, hermetically sealing the unit.

The switch is fitted with an internal weight such that it fixes the centre of gravity, and rotation, close to the cable entry. An external counterweight is supplied to adjust the pivot position. The moulding shape is rounded to prevent the accumulation of solids, that could cause the float to sink.

Features

- Operates in Turbulent Fluids
- Unaffected by Suspended Solids
- Cable Mounting
- 100m Depth Capability

SPECIFICATIONS

Technical

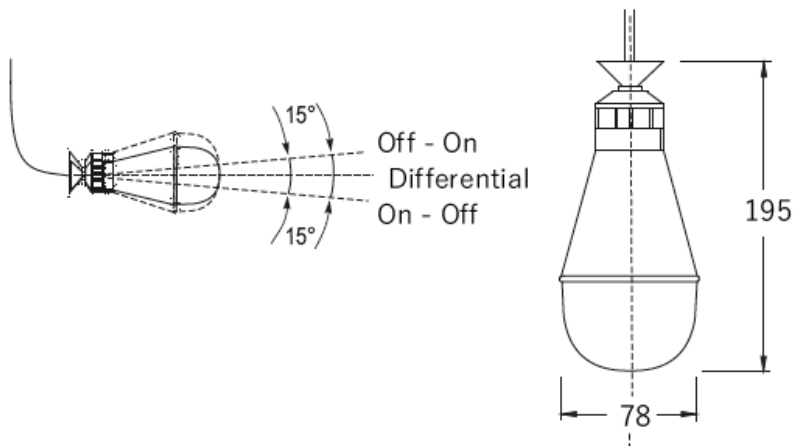
		FFSMC10C	FFSMC10CU
		Blue	Red
Contact Form		C/O	
Switching Current Max. Resistive		10A	
Switching Current Max. Inductive	AC	4A	
	DC	1A	
Power Rating Max	AC VA	750	
	DC W	180	
Switching Voltage Max	AC V	250	
	DC V	110	
Cable Material		PVC	Polyurethane
Cable Length		5m	
Body Material		High Density Polyethylene	
Temperature Range	°C	0/ +55	
	°F	+32 / +131	
Max. working pressure	bar	10	

It is necessary to use an auxiliary relay, when switching pump motors or any loads that are not purely resistive.

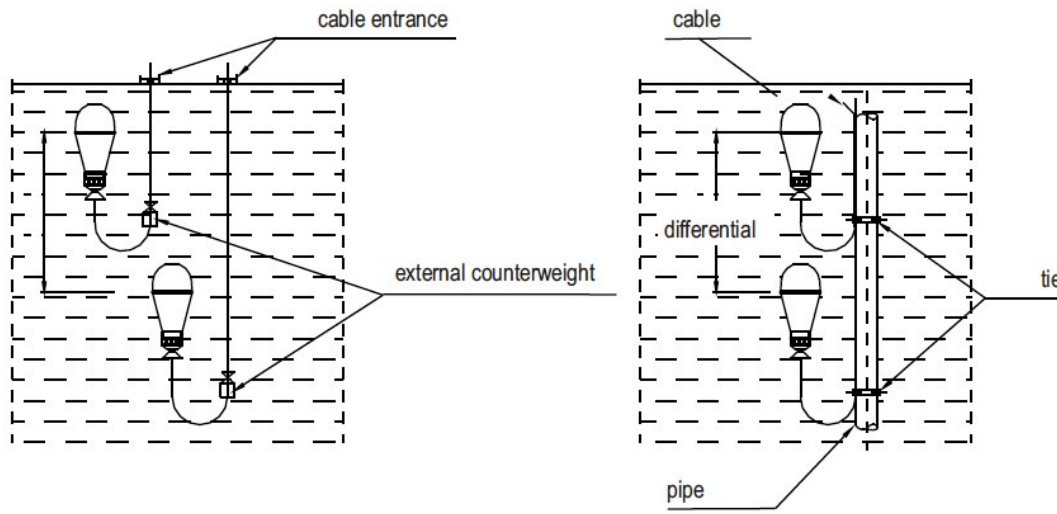


DIMENSIONS

All dimensions are in millimeters.

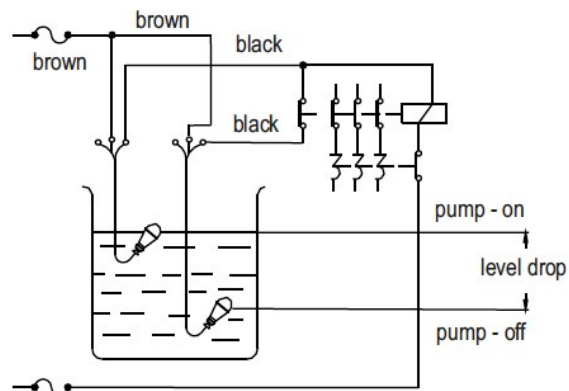
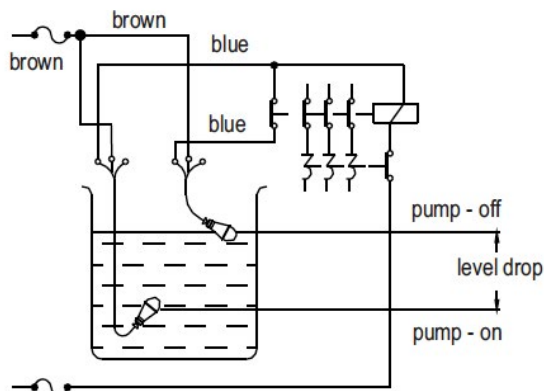


INSTALLATION



wiring diagram for filling pump

wiring diagram for emptying pump





ORDERING OPTIONS

Example : FFSMC10AU10

	FFSMC	10	A	U	10
Series					
Max. Current					
Contact Form					
A = n/o B = n/c C = c/o					
Cable covering					
Blank = PVC U = Polyurethane W = WRC Approved					
Cable length in metres					
Blank = 5M standard					

Made in the UK

Page 3

Sensata Technologies, Inc. ("Sensata") data sheets are solely intended to assist designers ("Buyers") who are developing systems that incorporate Sensata products (also referred to herein as "components"). Buyer understands and agrees that Buyer remains responsible for using its independent analysis, evaluation and judgment in designing Buyer's systems and products. Sensata data sheets have been created using standard laboratory conditions and engineering practices. Sensata has not conducted any testing other than that specifically described in the published documentation for a particular data sheet. Sensata may make corrections, enhancements, improvements and other changes to its data sheets or components without notice.

Buyers are authorized to use Sensata data sheets with the Sensata component(s) identified in each particular data sheet. HOWEVER, NO OTHER LICENSE, EXPRESS OR IMPLIED, BY ESTOPPEL OR OTHERWISE TO ANY OTHER SENSATA INTELLECTUAL PROPERTY RIGHT, AND NO LICENSE TO ANY THIRD PARTY TECHNOLOGY OR INTELLECTUAL PROPERTY RIGHT, IS GRANTED HEREIN. SENSATA DATA SHEETS ARE PROVIDED "AS IS". SENSATA MAKES NO WARRANTIES OR REPRESENTATIONS WITH REGARD TO THE DATA SHEETS OR USE OF THE DATA SHEETS, EXPRESS, IMPLIED OR STATUTORY, INCLUDING ACCURACY OR COMPLETENESS. SENSATA DISCLAIMS ANY WARRANTY OF TITLE AND ANY IMPLIED WARRANTIES OF MERCHANTABILITY, FITNESS FOR A PARTICULAR PURPOSE, QUIET ENJOYMENT, QUIET POSSESSION, AND NON-INFRINGEMENT OF ANY THIRD PARTY INTELLECTUAL PROPERTY RIGHTS WITH REGARD TO SENSATA DATA SHEETS OR USE THEREOF.

All products are sold subject to Sensata's terms and conditions of sale supplied at www.sensata.com SENSATA ASSUMES NO LIABILITY FOR APPLICATIONS ASSISTANCE OR THE DESIGN OF BUYERS' PRODUCTS. BUYER ACKNOWLEDGES AND AGREES THAT IT IS SOLELY RESPONSIBLE FOR COMPLIANCE WITH ALL LEGAL, REGULATORY AND SAFETY-RELATED REQUIREMENTS CONCERNING ITS PRODUCTS, AND ANY USE OF SENSATA COMPONENTS IN ITS APPLICATIONS, NOTWITHSTANDING ANY APPLICATIONS-RELATED INFORMATION OR SUPPORT THAT MAY BE PROVIDED BY SENSATA.

Mailing Address: Sensata Technologies, Inc., 529 Pleasant Street, Attleboro, MA 02703, USA.

CONTACT US

+44 (0)1202 897969
c3w_sales@sensata.com
Cynergy3 Components Ltd.
7 Cobham Road,
Ferndown Industrial Estate,
Wimborne, Dorset,
BH21 7PE, United Kingdom

Mouser Electronics

Authorized Distributor

Click to View Pricing, Inventory, Delivery & Lifecycle Information:

Sensata:

[FFSMC10B](#) [FFSMC10C](#) [FFSMC10BU](#) [FFSMC10CU](#) [FFSMC10A](#) [FFSMC10AU](#)