



FFSMC Series WRAS APPROVED

Submerged type float switch for reservoir and industrial waste water systems.

This self-weighted cable end float switch is designed for use in turbulent water and water with suspended agglomerates, such as sewer water.

The switch is water resistant up to a depth of 100m, and is insensitive to humidity and condensation, due to the particular design of the switch element. This makes it suitable for applications where there may be wide or rapid fluctuations in ambient or water temperatures. Switching capacity of this new design of self-cleaning switch element is 10A at 250V ac.

The outer casing is manufactured in blow moulded Polyethylene (PEHD) and the switch element is surrounded by non-hygroscopic closed cell expanded polyurethane, hermetically sealing the unit.

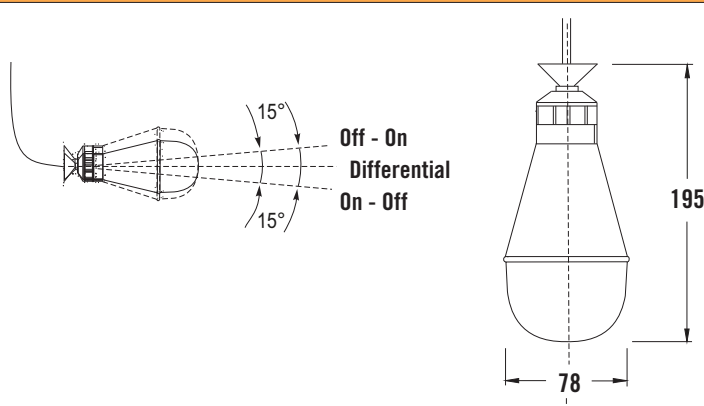
The switch is fitted with an internal weight such that it fixes the centre of gravity, and rotation, close to the cable entry. An external counterweight is supplied to adjust the pivot position.

The moulding shape is rounded to prevent the accumulation of solids, that could cause the float to sink.

| Technical Specifications | | | |
|----------------------------------|-------|--|-----------|
| Cynergy3 part | | FFSMC10AW | FFSMC10BW |
| Contact Form | | N/O | N/C |
| Switching Current Max. Resistive | | 10 A | |
| Switching Current Max. Inductive | | AC 4A | |
| DC | | 1A | |
| Power Rating | AC VA | 750 | |
| | DC W | 180 | |
| Switching Voltage | AC V | 250 | |
| | DC V | 110 | |
| Cable Material | | WRC approved | |
| Cable length | | 5m with protective earth wire included | |
| Body Material | | High Density Polyethylene | |
| Temperature Range | °C | 0 / +55 (WRAS approved for use up to 23°C) | |
| | °F | + 32 / +131 | |
| Max. working pressure | | bar | 10 |

It is necessary to use an auxiliary relay, when switching pump motors or any loads that are not purely resistive.

MECHANICAL



- Operates in Turbulent Fluids
- Unaffected by Suspended Solids
- WRAS approved
- Cable Mounting
- 100m Depth Capability

Cynergy3 Components Ltd
7 Cobham Road
Ferndown Industrial Estate
Wimborne
Dorset BH21 7PE
Tel: +44 (0) 1202 897969

sales@cynergy3.com

ISO 9001 CERTIFIED

© 2014 Cynergy3 Components, All Rights Reserved. Specifications are subject to change without prior notice. Cynergy3 Components and the Cynergy3 Components logo are trademarks of Cynergy3 Components Limited.

www.cynergy3.com

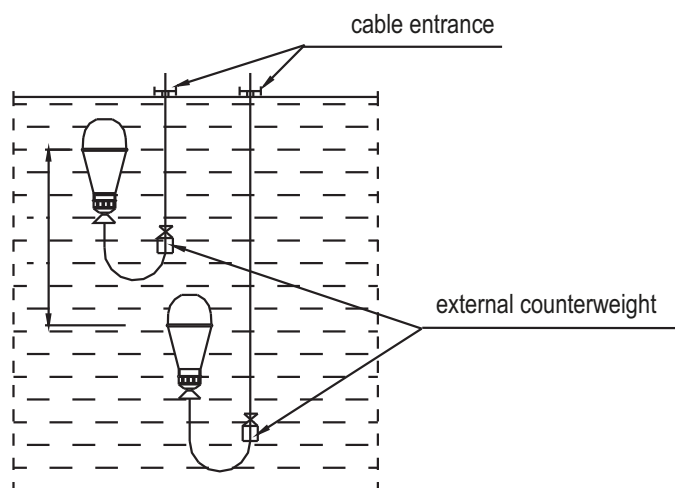
FFSMC Series WRAS APPROVED



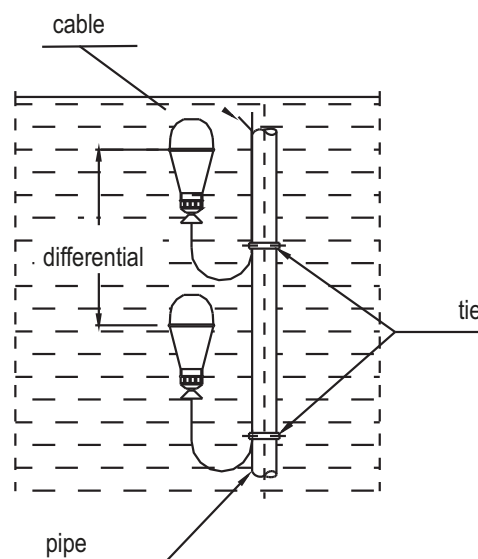
Part Numbering System

| | | | | | | |
|---------------------|--------------|-----------|----------|----------|-----------|---|
| Series | FFSMC | 10 | A | W | 10 | Cable length in metres: Blank = 5M standard |
| Max. current | | | | | | Cable covering: W = WRC approved |
| Contact Form | | | | | | |
| A = n/o | | | | | | |
| B = n/c | | | | | | |
| C = c/o | | | | | | |

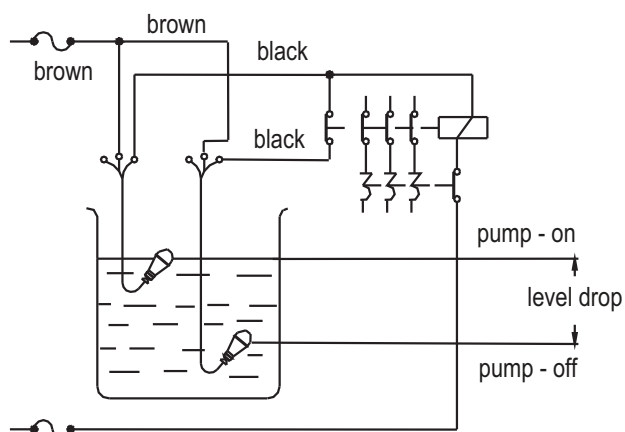
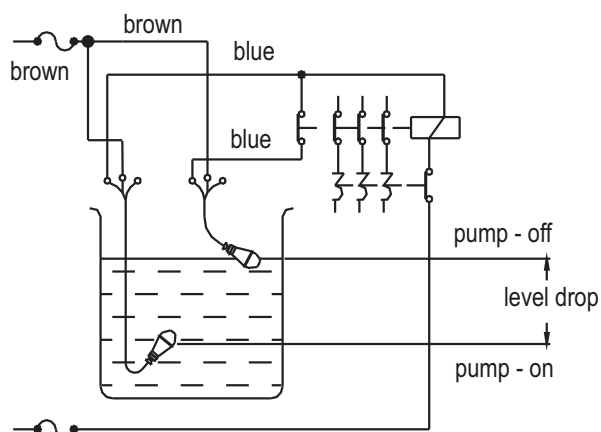
Installation



wiring diagram for filling pump



wiring diagram for emptying pump



Mouser Electronics

Authorized Distributor

Click to View Pricing, Inventory, Delivery & Lifecycle Information:

Sensata:

[FFSMC10AW](#) [FFSMC10CW](#) [FFSMC10BW](#)